

US00D795730S

(12) **United States Design Patent**
Monachon

(10) **Patent No.:** **US D795,730 S**

(45) **Date of Patent:** **** Aug. 29, 2017**

(54) **BACK OF WATCHCASE**

(71) Applicant: **OMEGA LTD.**, Biel/Bienne (CH)

(72) Inventor: **Jean-Claude Monachon**, Bevaix (CH)

(73) Assignee: **OMEGA LTD.**, Biel/Bienne (CH)

(**) Term: **15 Years**

(21) Appl. No.: **29/539,014**

(22) Filed: **Sep. 10, 2015**

(30) **Foreign Application Priority Data**

Mar. 10, 2015 (WO) DM/086 420

(51) **LOC (10) Cl.** **10-07**

(52) **U.S. Cl.**
USPC **D10/132**

(58) **Field of Classification Search**

USPC D10/1-41, 122-124, 126, 128, 131, 132;
D14/344, 138 R; D24/167, 186;
D11/3-7, 40, 43

CPC G04B 19/00; G04B 19/06; G04B 19/08;
G04B 19/10; G04B 19/108; G04B 19/22;
G04B 19/26; G04B 19/262; G04B 37/00;
G04B 37/081; G04B 37/084; G04B
37/05; G04B 37/10; G04B 37/1446;
G04B 37/1466; G08B 25/016; G04G
17/00; G04G 17/08; G04D 7/12; G04D
7/1214

See application file for complete search history.

(56) **References Cited**

U.S. PATENT DOCUMENTS

D75,972 S * 8/1928 Garay 368/285
D184,355 S * 2/1959 Judson D10/124

2,988,870 A * 6/1961 Tupone G04B 45/0046
368/229
D238,559 S * 1/1976 Nozdrea D10/34
D257,161 S * 9/1980 Matsumoto D10/7
4,421,420 A * 12/1983 Ushikoshi G04B 25/06
368/229
4,466,743 A * 8/1984 Puff G04B 45/0061
368/228
4,531,841 A * 7/1985 Puff G04B 45/0061
368/228
D280,888 S * 10/1985 Fago D10/124
D455,662 S * 4/2002 Johnston D10/32
D628,508 S * 12/2010 Moeller D10/127
D758,232 S * 6/2016 Rabassa D10/126
D758,906 S * 6/2016 Rabassa D10/126

* cited by examiner

Primary Examiner — Sandra Snapp

(74) *Attorney, Agent, or Firm* — Donald J. Ranft; Collen IP

(57) **CLAIM**

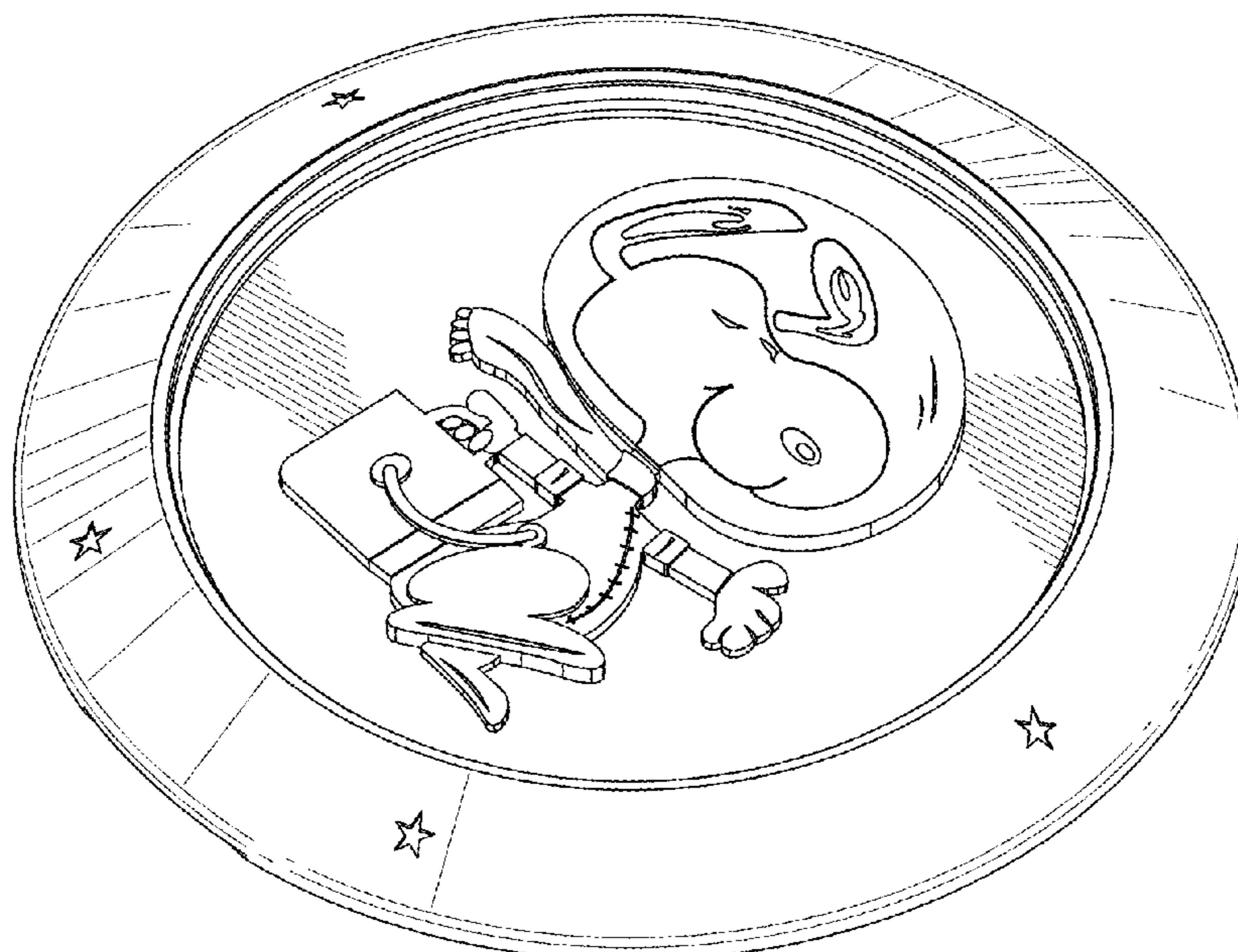
The ornamental design for a back of watchcase, as shown and described.

DESCRIPTION

FIG. 1 is a front right perspective view of a back of watchcase showing my new design;
FIG. 2 is a front view thereof;
FIG. 3 is a rear view thereof;
FIG. 4 is a left side view thereof;
FIG. 5 is a right side view thereof;
FIG. 6 is a top view thereof; and,
FIG. 7 is a bottom view thereof.

The portions of the back of watchcase shown in broken lines form no part of the claimed design.

1 Claim, 7 Drawing Sheets



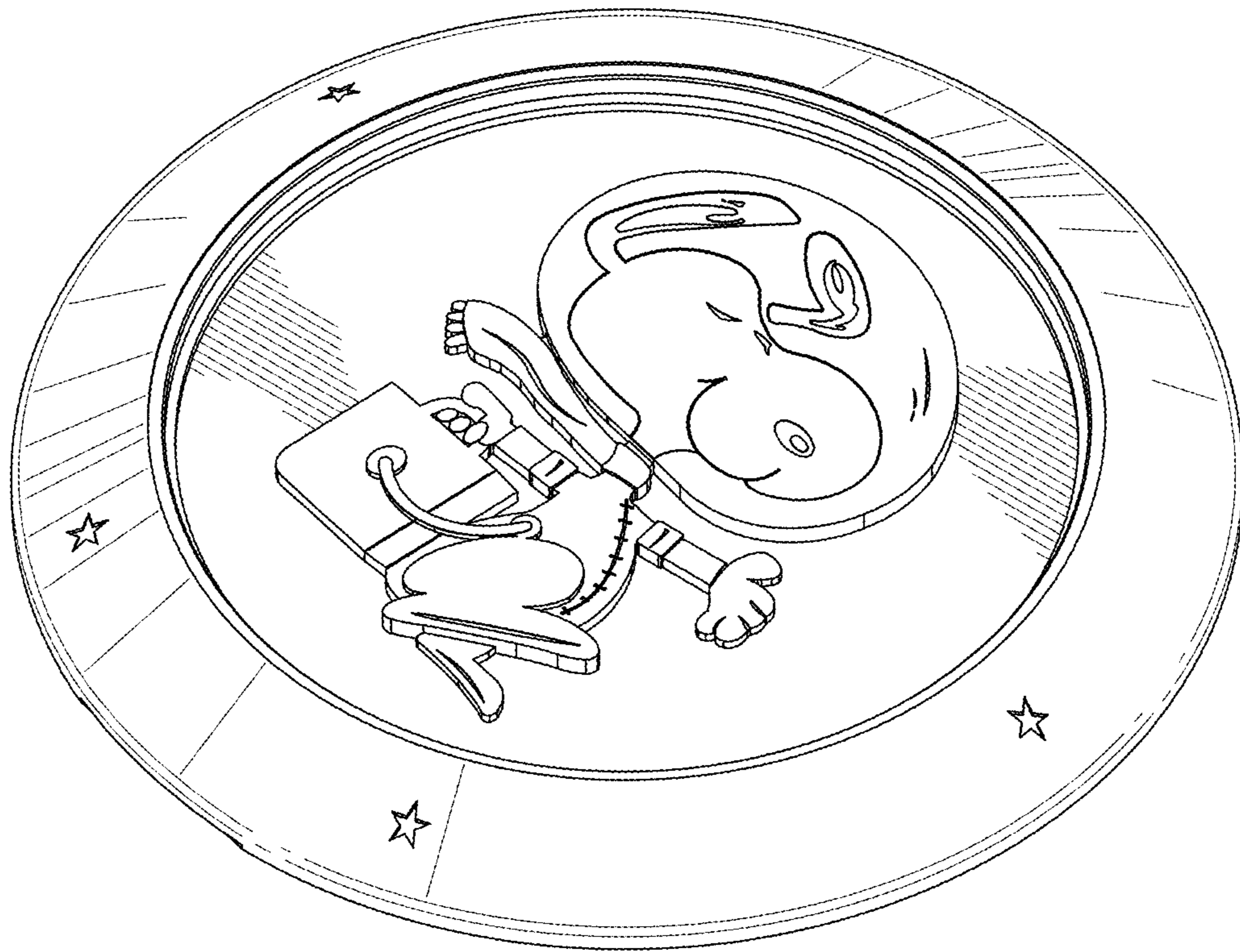


FIG. 1




FIG.2

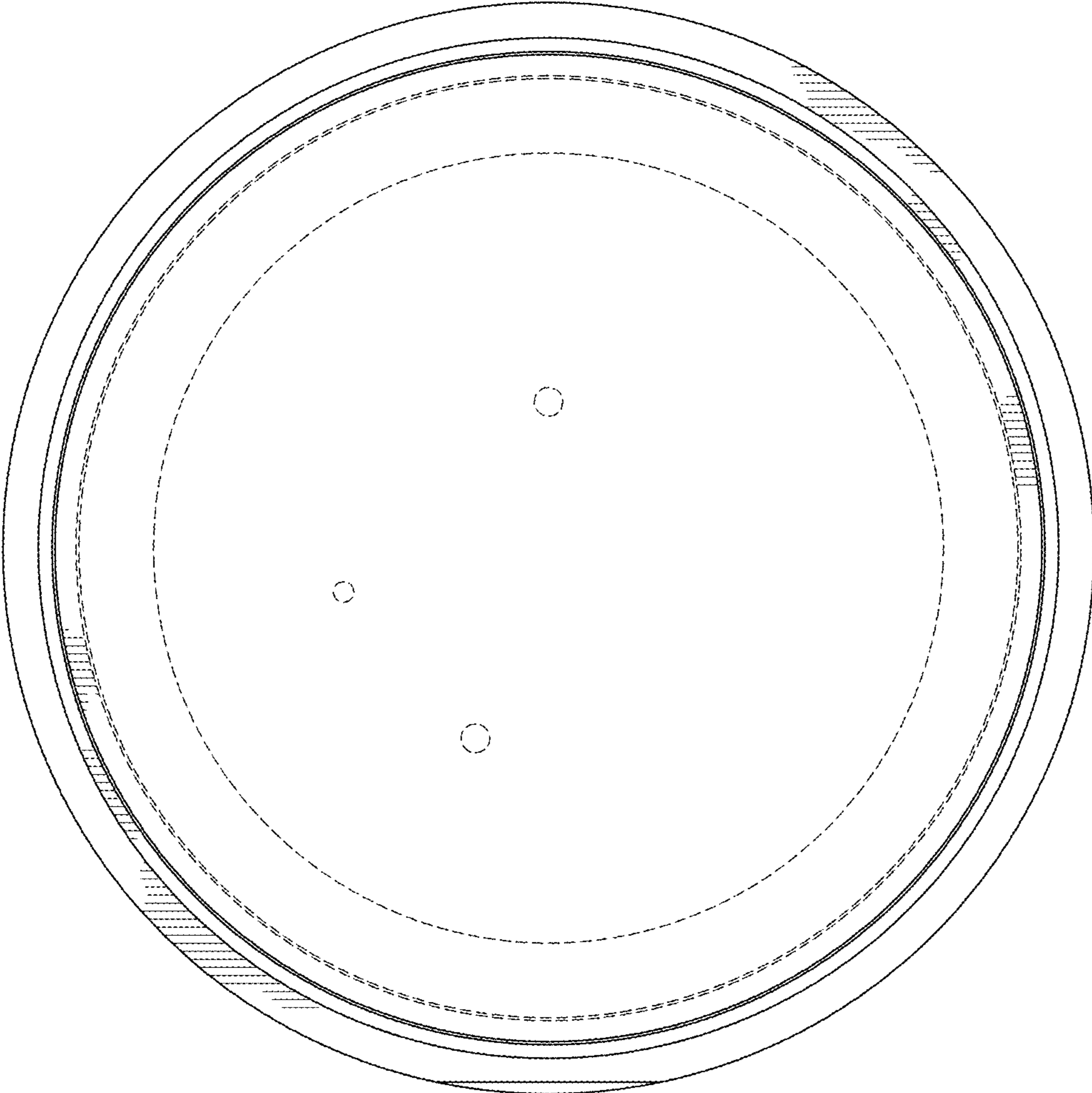


FIG. 3

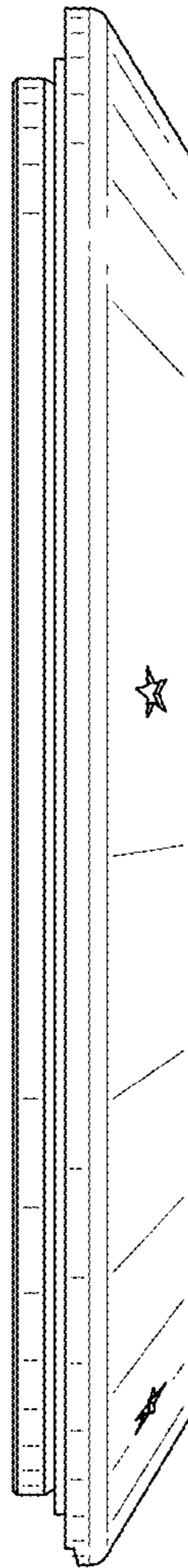


FIG. 4




FIG. 5

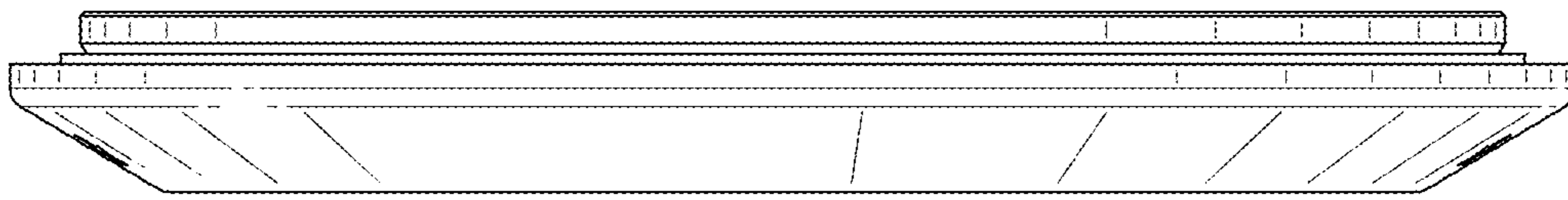


FIG. 6

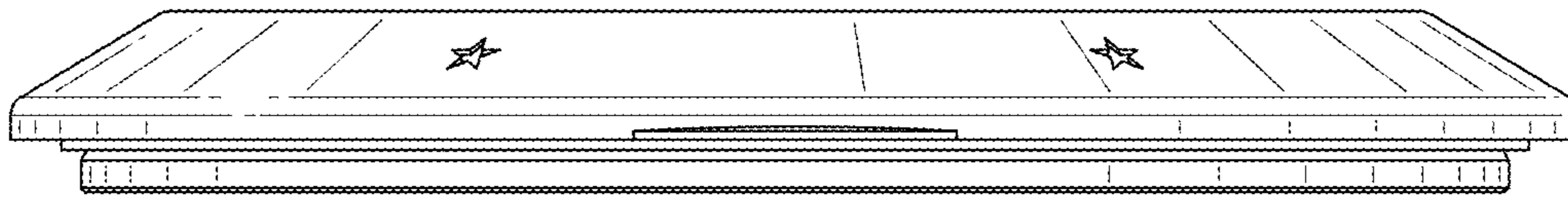


FIG. 7