



US00D795717S

(12) **United States Design Patent** (10) **Patent No.:** **US D795,717 S**
Darby et al. (45) **Date of Patent:** **** Aug. 29, 2017**

- | | |
|---|--|
| (54) PIPE ETCHING DEVICE | 3,766,654 A * 10/1973 Canton B43L 13/205
33/1 B |
| (71) Applicant: Nation Wide Products LLC , Abilene, TX (US) | D297,018 S * 8/1988 Deering D10/64
D297,019 S * 8/1988 Deering D10/64
D297,218 S * 8/1988 Deering D10/62
D297,245 S * 8/1988 Deering D10/64 |
| (72) Inventors: Jason Darby , Abilene, TX (US); Jim Mann , Palestine, TX (US) | D399,439 S * 10/1998 Lewis D10/64
D422,226 S * 4/2000 Villeneuve D10/65
D434,441 S * 11/2000 Stout, Jr. D10/64 |
| (73) Assignee: Nation Wide Products LLC , Abilene, TX (US) | D436,048 S * 1/2001 Chesson D10/64
D550,104 S * 9/2007 Miclat D10/64
D582,301 S * 12/2008 Shaw D10/64 |

(**) Term: **15 Years**

* cited by examiner

(21) Appl. No.: **29/559,687**

Primary Examiner — Antoine D Davis

(22) Filed: **Mar. 30, 2016**

(74) *Attorney, Agent, or Firm* — Norton Rose Fulbright US LLP

(51) **LOC (10) Cl.** **10-04**

(52) **U.S. Cl.**

USPC **D10/64**

(58) **Field of Classification Search**

USPC D10/64, 65

CPC B43L 13/02; B43L 13/04; B43L 13/041;

B43L 13/043; B43L 13/045; B43L

13/046; B43L 13/048; B43L 13/06; B43L

13/08; B43L 13/20; B43L 13/201; B43L

13/203; B43L 13/205; B43L 13/206;

B43L 13/208; B43L 7/005; B43L 7/027

See application file for complete search history.

(56) **References Cited**

U.S. PATENT DOCUMENTS

D204,017 S * 3/1966 Goldman D10/62

D226,450 S * 3/1973 Ajus et al. D10/62

(57) **CLAIM**

The ornamental design for a pipe etching device, as shown and described.

DESCRIPTION

FIG. 1 is a front perspective view of a pipe etching device showing our new design;

FIG. 2 is a front elevation view thereof;

FIG. 3 is a back elevation view thereof;

FIG. 4 is a right side elevation view thereof;

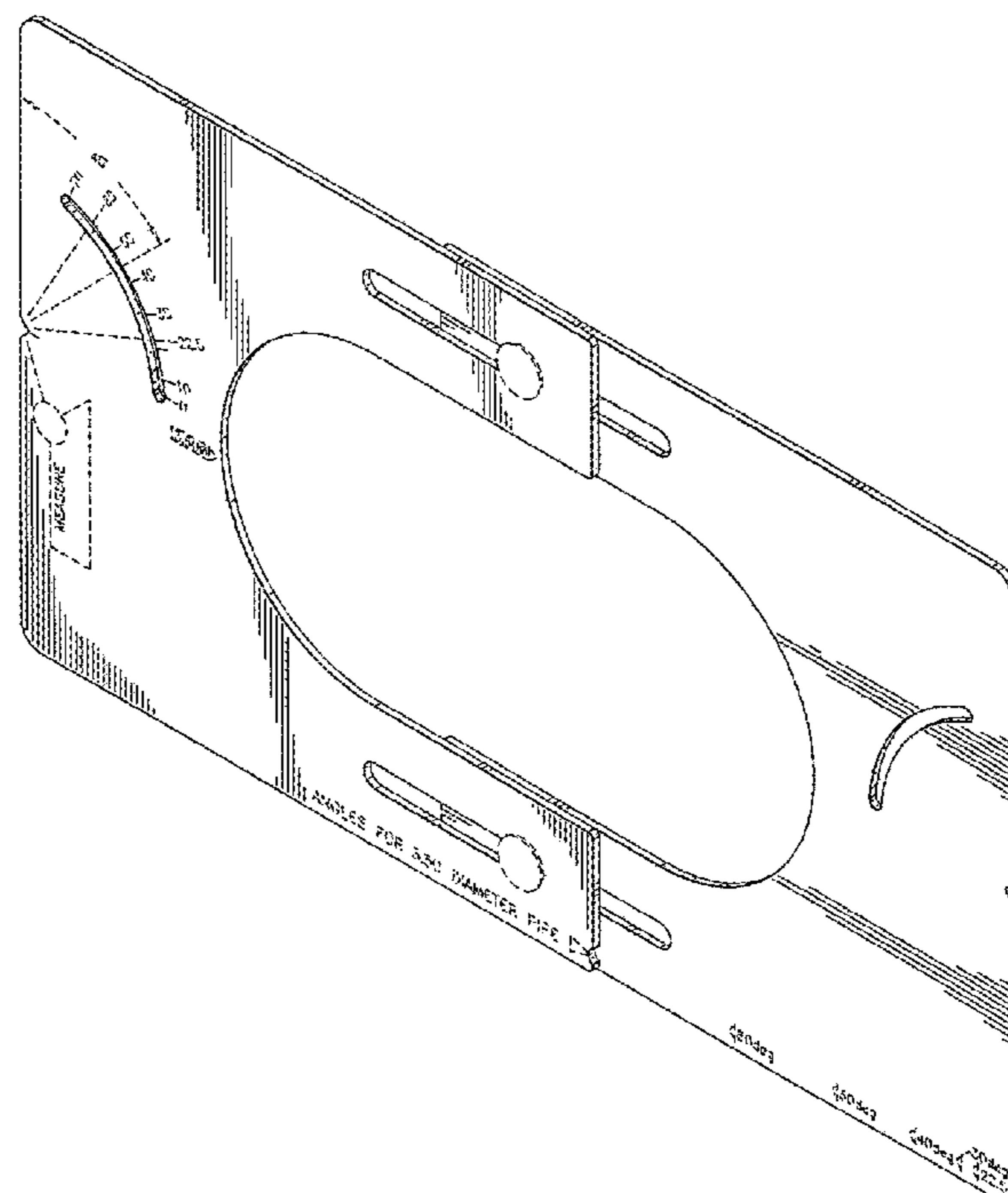
FIG. 5 is a left side elevation view thereof;

FIG. 6 is a top plan view thereof; and,

FIG. 7 is a bottom plan view thereof.

The broken lines shown in the figures represent unclaimed subject matter and form no part of the claimed design.

1 Claim, 5 Drawing Sheets



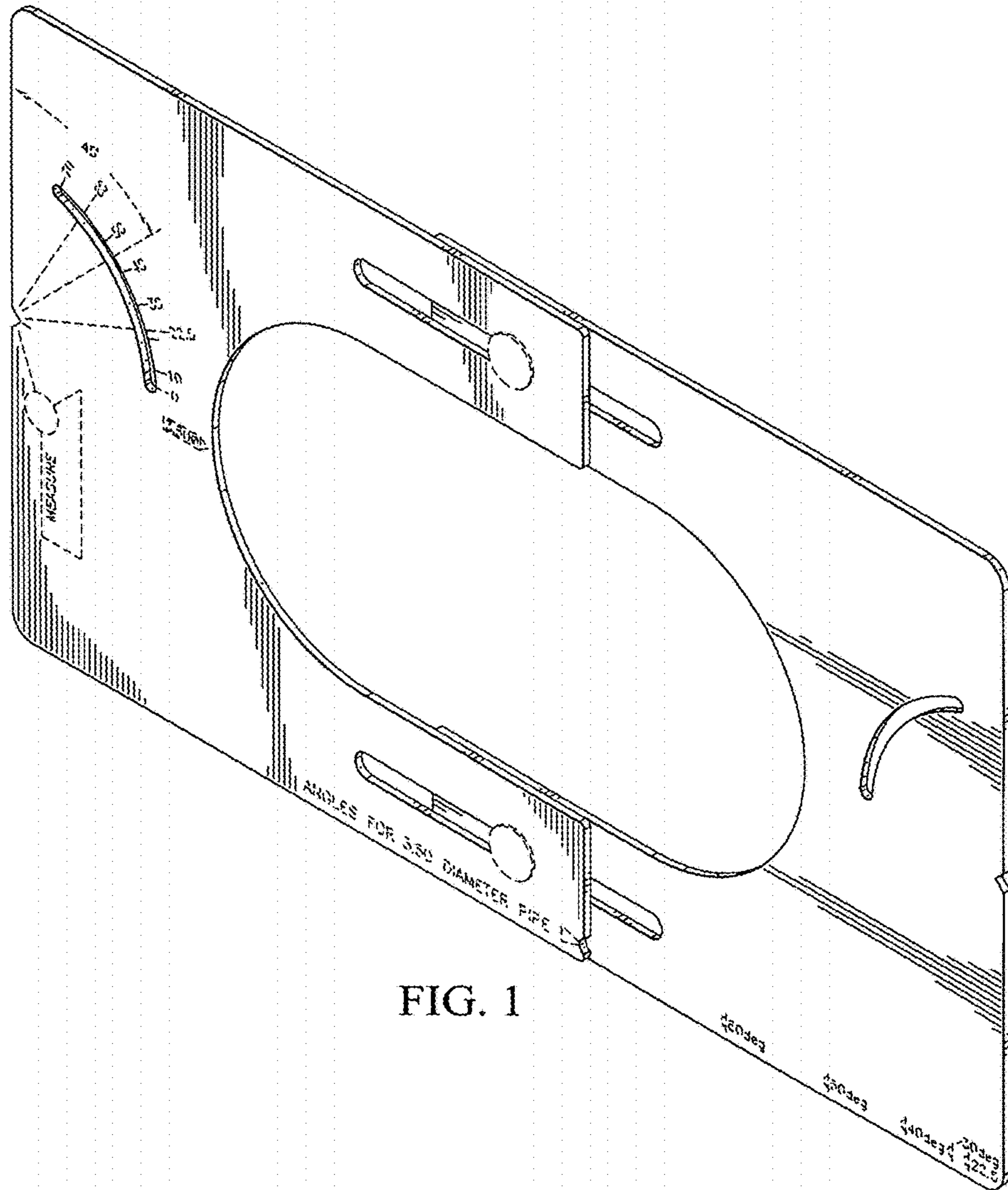


FIG. 1

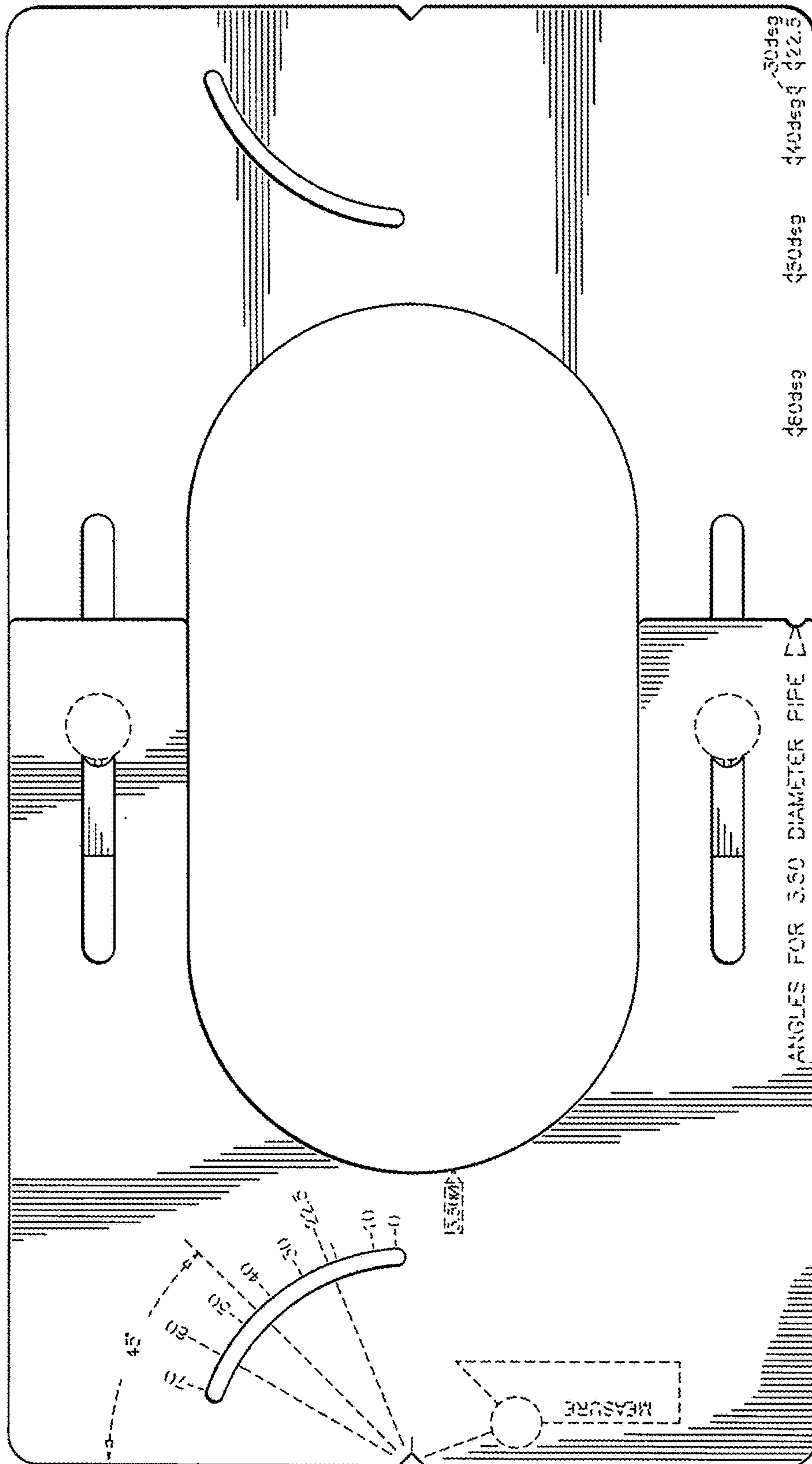


FIG. 2

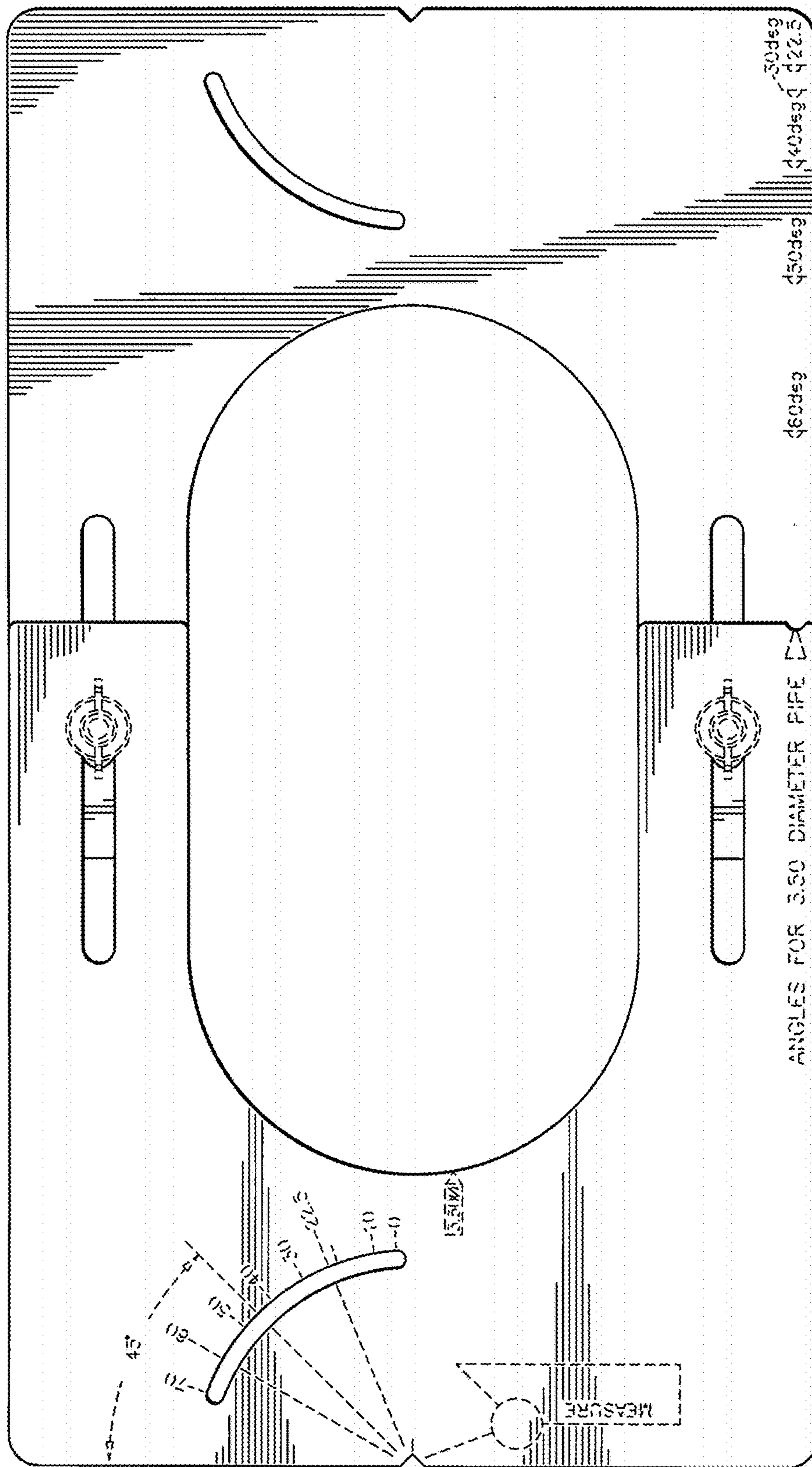


FIG. 3

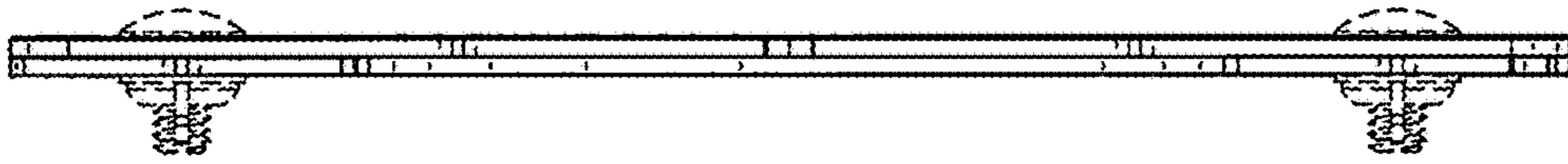


FIG. 5

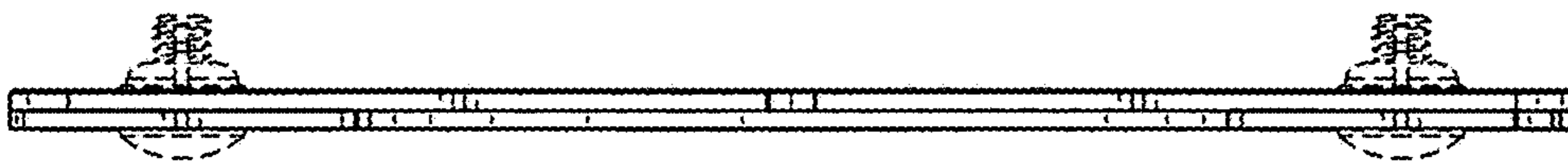


FIG. 4



FIG. 6



FIG. 7