



US00D795712S

(12) **United States Design Patent** (10) **Patent No.:** **US D795,712 S**  
**Bergin et al.** (45) **Date of Patent:** **\*\* Aug. 29, 2017**

(54) **THERMOSTAT**

(71) Applicant: **DOMETIC SWEDEN AB**, Solna (SE)

(72) Inventors: **Bryan B. Bergin**, Branger, IN (US);  
**Michael Desnoyers**, Burlington (CA)

(73) Assignee: **Dometic Sweden AB**, Solna (SE)

(\*\*) Term: **15 Years**

(21) Appl. No.: **29/545,950**

(22) Filed: **Nov. 17, 2015**

(51) **LOC (10) Cl.** ..... **10-04**

(52) **U.S. Cl.**  
USPC ..... **D10/50; D13/177**

(58) **Field of Classification Search**  
USPC ..... D10/49, 50, 60; D13/162, 162.1, 177  
CPC ..... H01H 2223/00; H01H 2223/002; H01H  
2223/003; H01H 2223/004; H01H  
2223/006  
See application file for complete search history.

(56) **References Cited**

**U.S. PATENT DOCUMENTS**

8,218,306 B2 *	7/2012	Lynch	.....	H01H 9/0207 361/679.3
D666,927 S *	9/2012	Krumpe	.....	D10/50
9,151,510 B2	10/2015	Leen		
D750,981 S *	3/2016	Jacoby	.....	D10/50
D758,217 S *	6/2016	Kumfer	.....	D10/50
D772,085 S *	11/2016	Howe	.....	D10/50
D775,975 S *	1/2017	Jacoby	.....	D10/50
D775,976 S *	1/2017	Jacoby	.....	D10/50

**FOREIGN PATENT DOCUMENTS**

AU	201610870	4/2016
AU	201611751	5/2016
CA	167369	12/2016
CA	170638	12/2016

**OTHER PUBLICATIONS**

Dometic Climate Control, Single Zone LCD Thermostat—Perfect Temperature Control at Your Fingertips, 2015, US Jan. 1, 2015.  
Dometic Climate Control, Comfort Control Center (CCC II)—Easy to Read, Easy to Use Digital Control, 2015, US Jan. 1, 2015.  
Transmittal Letter of Related Cases. Apr. 11, 2017.  
IP Australia, Design Application Pre-Registration Formalities Check Notice 1 for application No. 201610870. Mar. 7, 2016.  
Canadian Intellectual Property Office, Examiner’s Report for application No. 167369. Jun. 7, 2016.

\* cited by examiner

*Primary Examiner* — Antoine D Davis

(74) *Attorney, Agent, or Firm* — Middleton Reutlinger

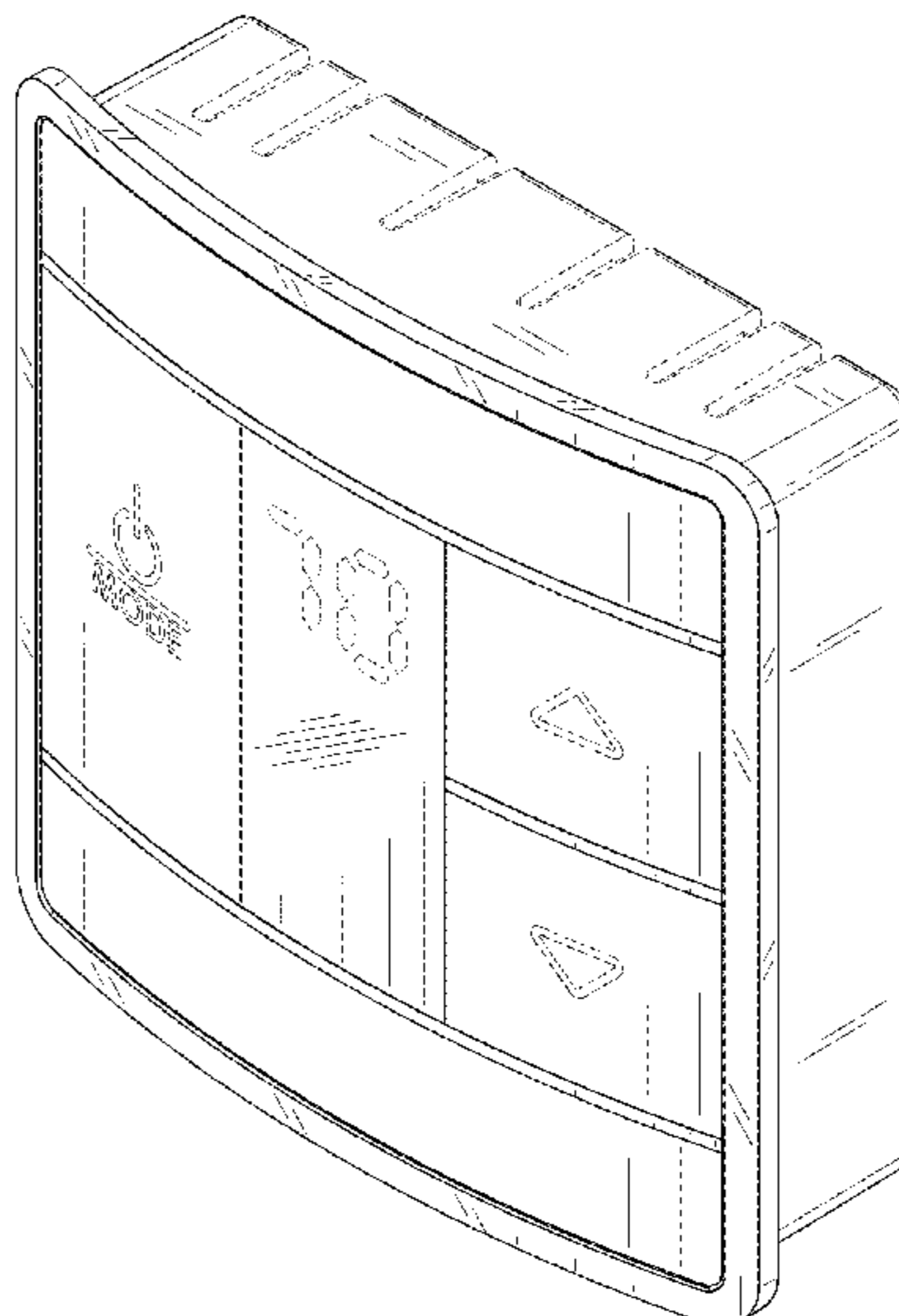
(57) **CLAIM**

The ornamental design for a thermostat, as shown and described.

**DESCRIPTION**

FIG. 1 is a perspective view of a first embodiment of a thermostat design;  
FIG. 2 is a front view of the thermostat design of FIG. 1;  
FIG. 3 is a rear view of the thermostat design of FIG. 1;  
FIG. 4 is a first side view of the thermostat design of FIG. 1;  
FIG. 5 is a second side view of the thermostat design of FIG. 1;  
FIG. 6 is a top view of the thermostat design of FIG. 1; and  
FIG. 7 is a bottom view of the thermostat design of FIG. 1.  
The broken line disclosure represents unclaimed portions of the thermostat in which the design is embodied.

**1 Claim, 7 Drawing Sheets**



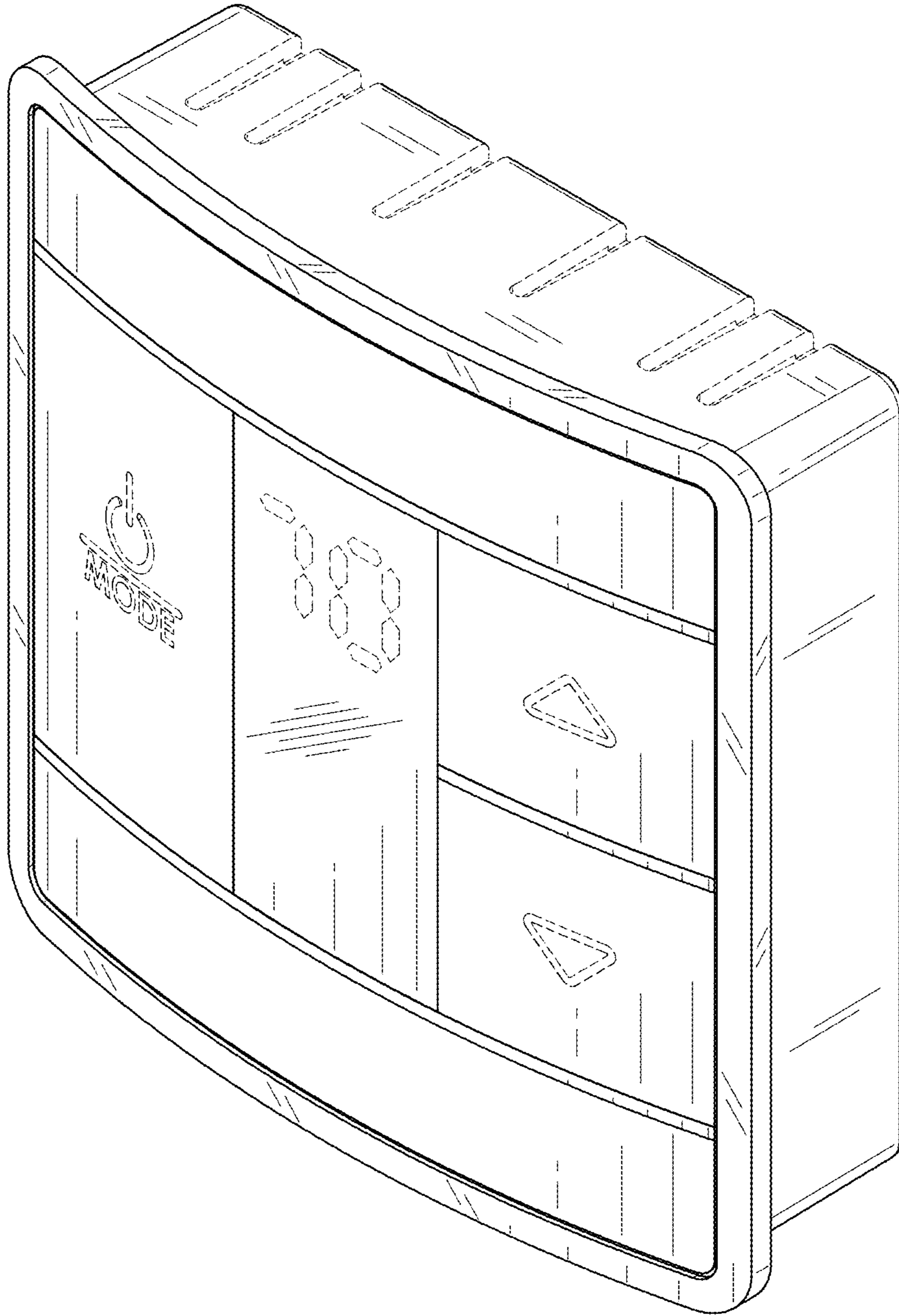


FIG. 1




FIG. 2

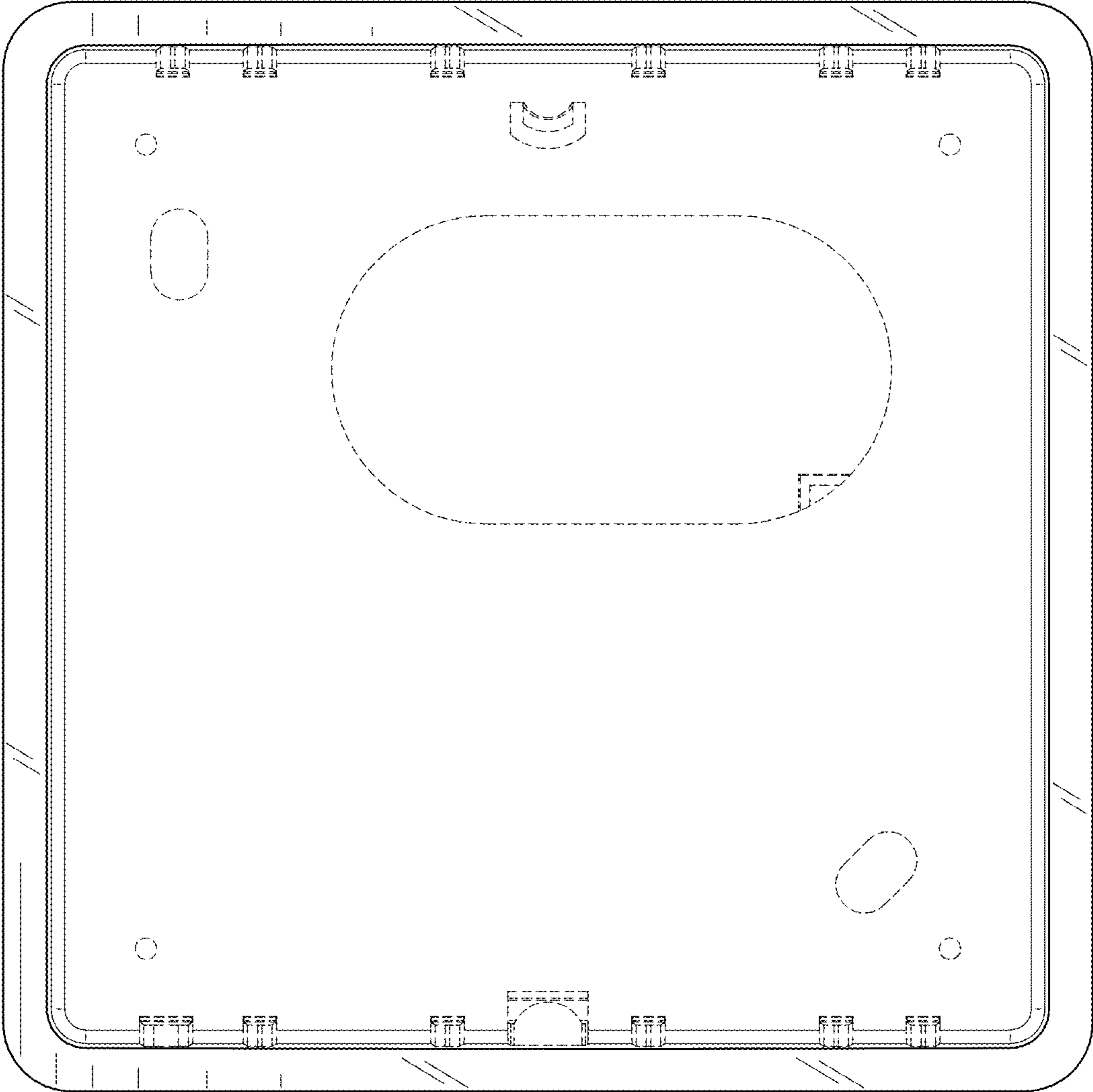


FIG. 3

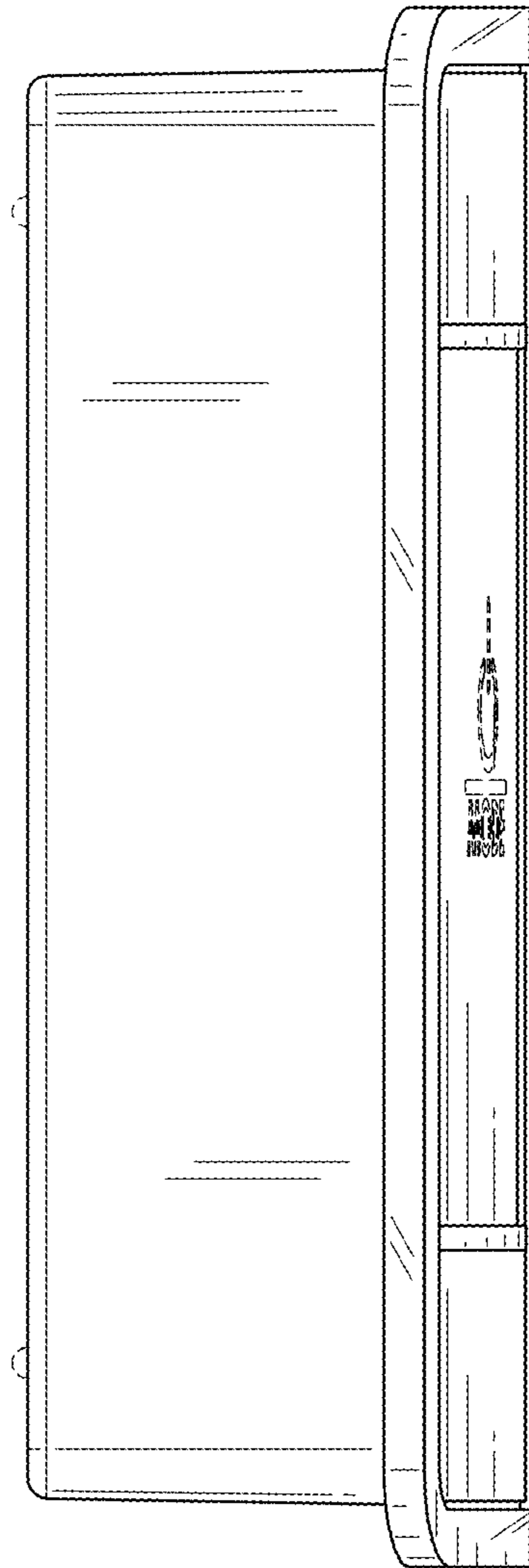


FIG. 4

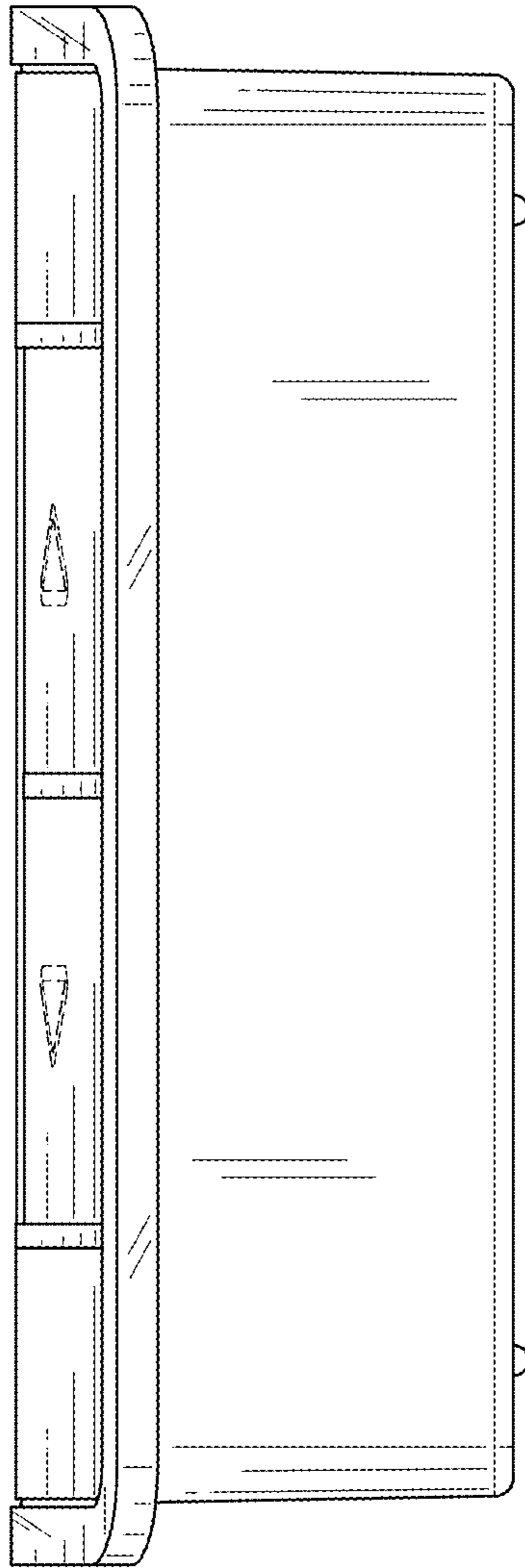


FIG. 5

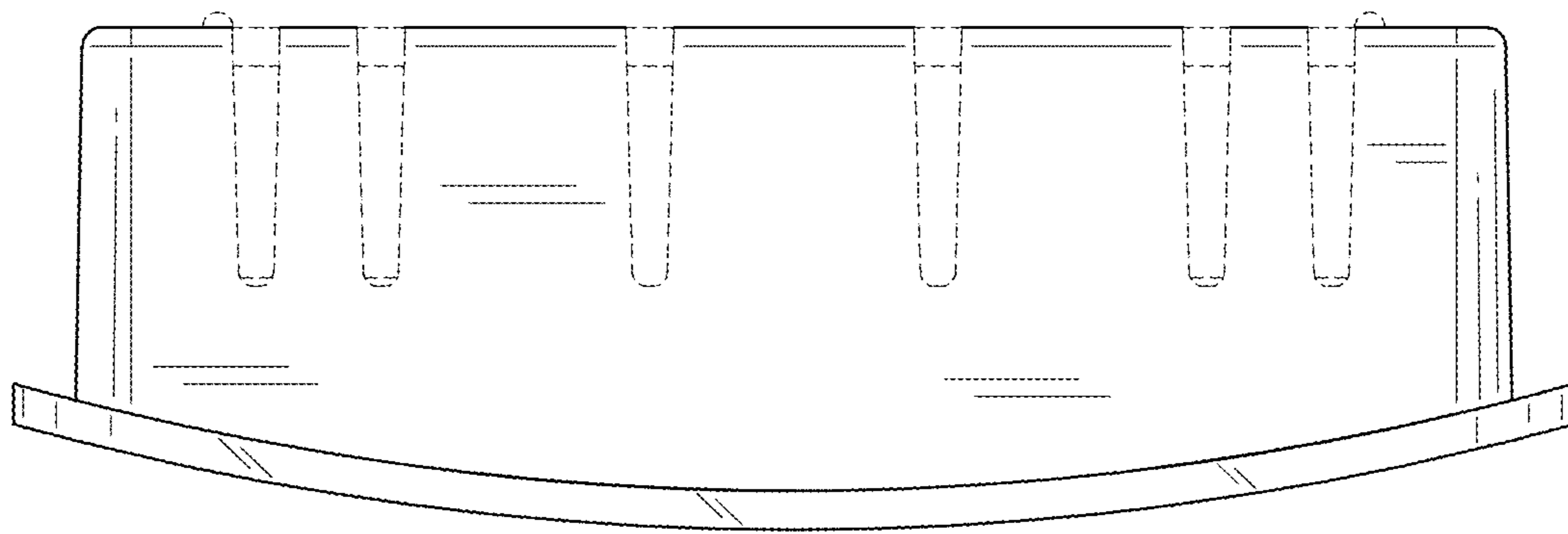


FIG. 6

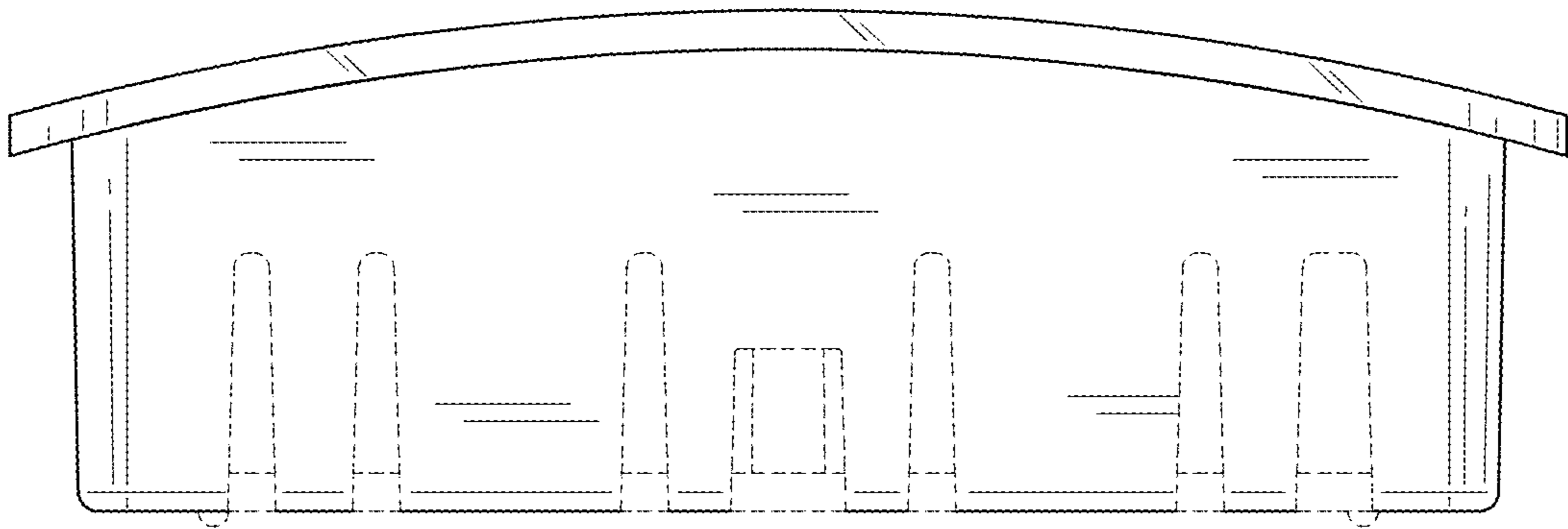


FIG. 7