



US00D795711S

(12) **United States Design Patent**
Yamamoto

(10) **Patent No.:** **US D795,711 S**

(45) **Date of Patent:** **** Aug. 29, 2017**

(54) **WRIST WATCH CASE**

(71) Applicant: **CITIZEN WATCH CO., LTD.**, Tokyo (JP)

(72) Inventor: **Hirokuni Yamamoto**, Tama (JP)

(73) Assignee: **CITIZEN WATCH CO., LTD.**, Tokyo (JP)

(**) Term: **15 Years**

(21) Appl. No.: **29/558,054**

(22) Filed: **Mar. 15, 2016**

(51) **LOC (10) Cl.** **10-02**

(52) **U.S. Cl.**
USPC **D10/38; D10/30**

(58) **Field of Classification Search**
USPC D10/1-29, 30-39, 122-132; D14/341, D14/344; D11/1, 2, 3, 4
CPC .. G04B 17/08; G04B 17/063; G04B 37/0008; G04B 37/081; G04B 37/082; G04B 37/0058; G04B 37/18; G04B 37/22; G04B 37/0066; G04B 37/12; G04B 19/00; G04B 19/04; G04B 19/06; G04B 19/065; G04B 19/10; G04B 19/12; G04B 19/166; G04B 19/23; G04B 19/235; G04B 19/24; G04B 19/26; G04B 19/268; G04B 45/0069; G04B 45/0076

See application file for complete search history.

(56) **References Cited**

U.S. PATENT DOCUMENTS

D321,834 S *	11/1991	Saint-Dizier	D10/39
D322,763 S *	12/1991	Saint-Dizier	D10/39
D371,082 S *	6/1996	Oba	D10/39
D377,315 S *	1/1997	Moriai	D10/30
D378,356 S *	3/1997	Kin	D10/32
D379,769 S *	6/1997	Schoepfer	D10/39
D384,292 S *	9/1997	Woo	D10/30

D410,199 S *	5/1999	Calvani	D10/30
D413,525 S *	9/1999	Pun	D10/30
D414,433 S *	9/1999	Crow	D10/30
D434,334 S *	11/2000	Wunderman	D10/30
D434,679 S *	12/2000	Dumas	D10/30
D538,182 S *	3/2007	Lalo	D10/32
D551,991 S	10/2007	Ohki		
D562,157 S *	2/2008	Campos	D10/39
D566,585 S	4/2008	Belamich		
D574,264 S *	8/2008	Fasciano	D10/39
D574,265 S *	8/2008	Fasciano	D10/39
D624,442 S	9/2010	Clerc		
D650,705 S	12/2011	Blank		
D658,511 S *	5/2012	Wai Kei	D10/32
D677,595 S *	3/2013	Hinskens	D10/128
D677,596 S	3/2013	Hinskens		
D691,493 S	10/2013	Duport		
D697,435 S *	1/2014	Duport	D10/39

(Continued)

FOREIGN PATENT DOCUMENTS

EM 0006262470021 1/2007

Primary Examiner — Sheryl Lane

Assistant Examiner — Samantha Wood

(74) *Attorney, Agent, or Firm* — RatnerPrestia

(57) **CLAIM**

The ornamental design for a wrist watch case, as shown and described.

DESCRIPTION

FIG. 1 is an enlarged front perspective view of a wrist watch case showing my new design;

FIG. 2 is a front elevational view thereof;

FIG. 3 is a left side elevational view thereof;

FIG. 4 is a right side elevational view thereof;


FIG. 5 is a rear elevational view thereof;

FIG. 6 is a top plan view thereof;

FIG. 7 is a bottom plan view thereof; and,

FIG. 8 is a rear perspective view thereof.

1 Claim, 5 Drawing Sheets



(56)

References Cited

U.S. PATENT DOCUMENTS

D705,670 S * 5/2014 Emmenegger D10/32
D718,167 S 11/2014 Yliluoma

* cited by examiner

FIG. 1




FIG. 2



FIG. 3




FIG. 4




FIG. 5

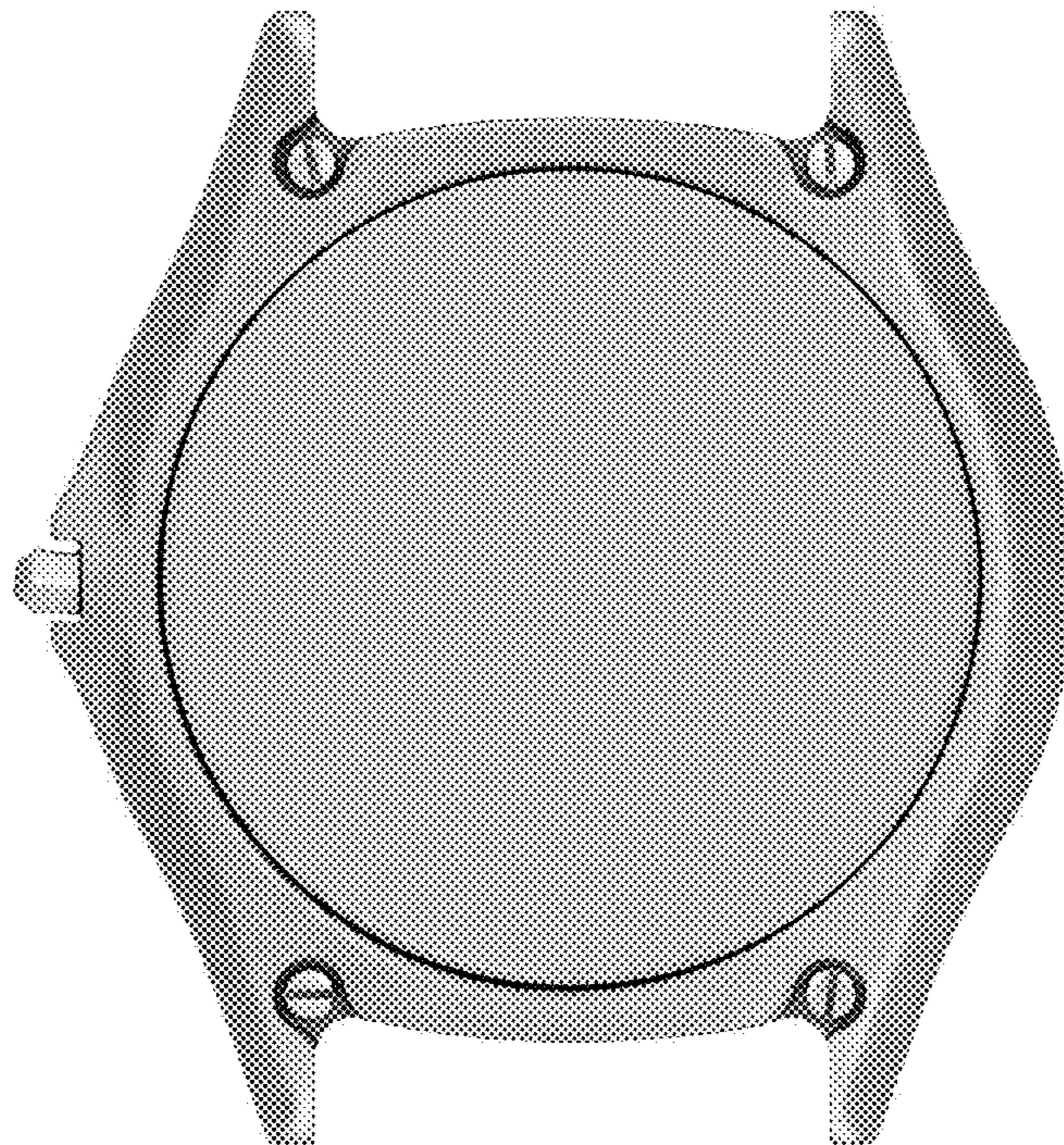


FIG. 6



FIG. 7




FIG. 8

