



US00D795701S

(12) **United States Design Patent**
Engelen et al.

(10) **Patent No.:** **US D795,701 S**

(45) **Date of Patent:** **** Aug. 29, 2017**

(54) **CONTAINER**

(71) Applicant: **Monsanto Technology LLC**, St. Louis, MO (US)

(72) Inventors: **Wim Engelen**, Vilvoorde (BE); **Hugo Smid**, Antwerp (BE)

(73) Assignee: **MONSANTO TECHNOLOGY LLC**, St. Louis, MO (US)

(**) Term: **15 Years**

(21) Appl. No.: **29/581,979**

(22) Filed: **Oct. 24, 2016**

Related U.S. Application Data

(62) Division of application No. 29/551,448, filed on Jan. 13, 2016, now Pat. No. Des. 773,304, which is a division of application No. 29/449,458, filed on Mar. 15, 2013, now Pat. No. Des. 747,652.

(51) **LOC (10) Cl.** **09-01**

(52) **U.S. Cl.**
USPC **D9/652**; D9/453; D9/454; D9/523;
D9/547; D9/563; D9/575

(58) **Field of Classification Search**
USPC D9/434-435, 453-454, 516, 520, 523,
D9/528, 530, 540-543, 547, 563, 571,
D9/575, 652, 682, 685; D23/211.1,
D23/211.2, 225
CPC B65D 1/00; B65D 1/02; B65D 1/0223;
B65D 23/00; B65D 81/00; B65D 83/00;
B65D 91/00; B65D 91/02; B65D
2501/00; B65D 2501/0009; B65D
2501/0081

See application file for complete search history.

(56) **References Cited**

U.S. PATENT DOCUMENTS

D195,064	S	*	4/1963	Dike	D9/523
D195,181	S	*	5/1963	Dike	D9/523
D287,937	S	*	1/1987	Sargent	D9/523
D302,522	S	*	8/1989	Charboneau	D9/523
D309,100	S	*	7/1990	Beaver	D9/523
D313,935	S	*	1/1991	Miller	D9/523
D322,396	S	*	12/1991	Cochran	D9/523
D356,504	S	*	3/1995	Saltz	D9/523
D475,928	S	*	6/2003	Ferguson	D9/526
D496,865	S	*	10/2004	Roubal	D9/528
D534,802	S	*	1/2007	German	D9/453
D606,413	S	*	12/2009	Dammkoehler	D9/541
D714,648	S	*	10/2014	Kersten	D9/445
D747,652	S	*	1/2016	Engelen	D9/453

* cited by examiner

Primary Examiner — Dana L Meyrow

(74) *Attorney, Agent, or Firm* — Erin C. Robert; Harness, Dickey & Pierce, P.L.C.

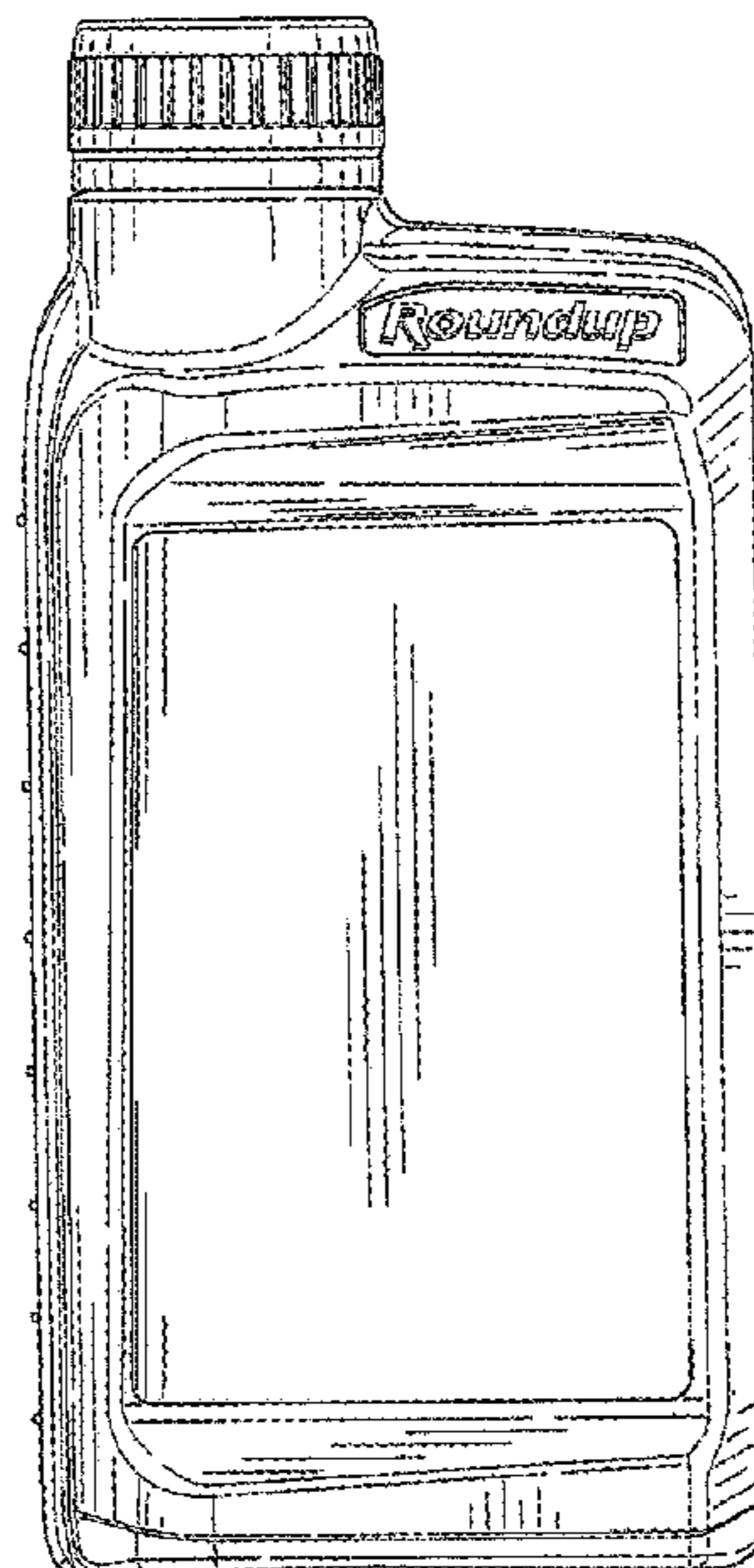
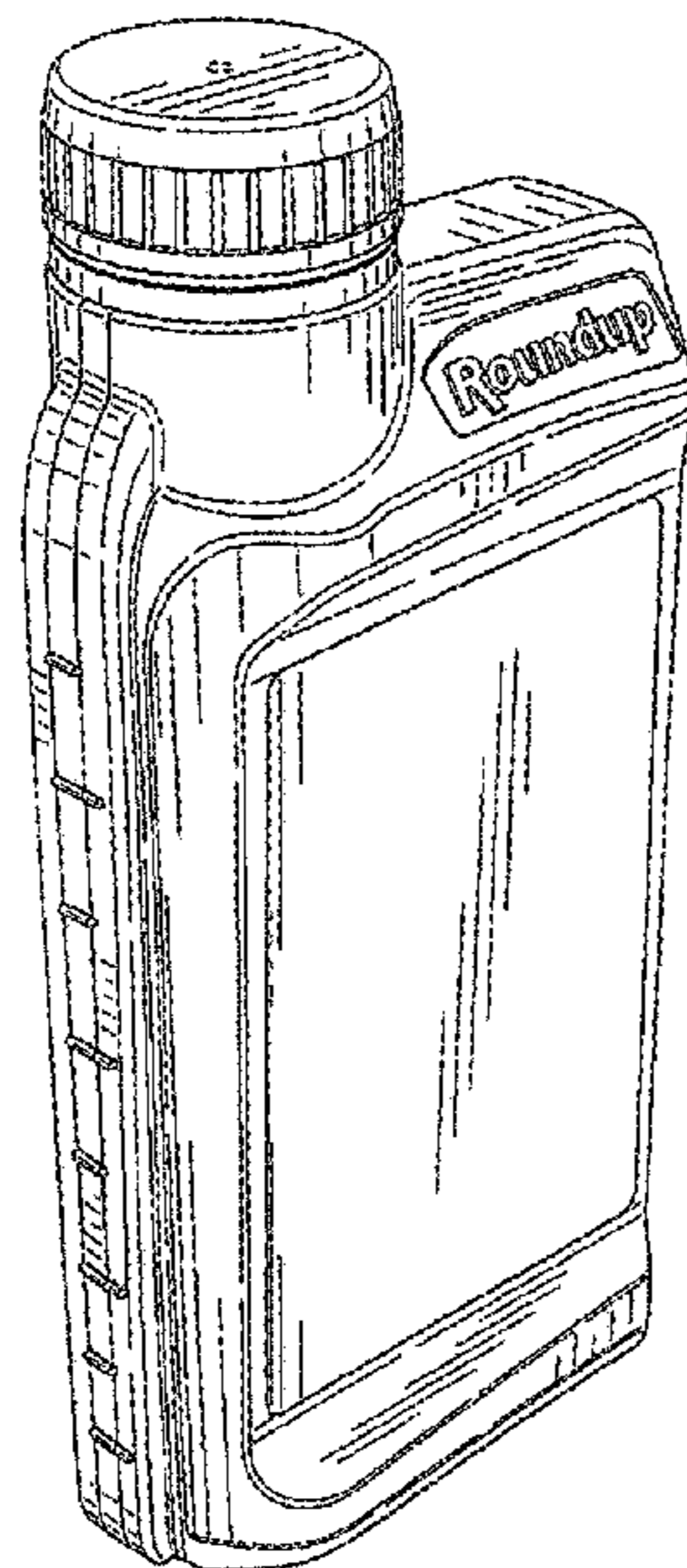
(57) **CLAIM**

The ornamental design for a container, as shown and described.

DESCRIPTION

FIG. 1 is a perspective view of a container in accordance with our new design;
FIG. 2 is a front elevation view thereof;
FIG. 3 is a rear elevation view thereof;
FIG. 4 is a right side elevation view thereof;
FIG. 5 is a left side elevation view thereof; and,
FIG. 6 is a top plan view thereof.
The broken lines in the drawings illustrate the portions of the container that form no part of the claim.

1 Claim, 5 Drawing Sheets



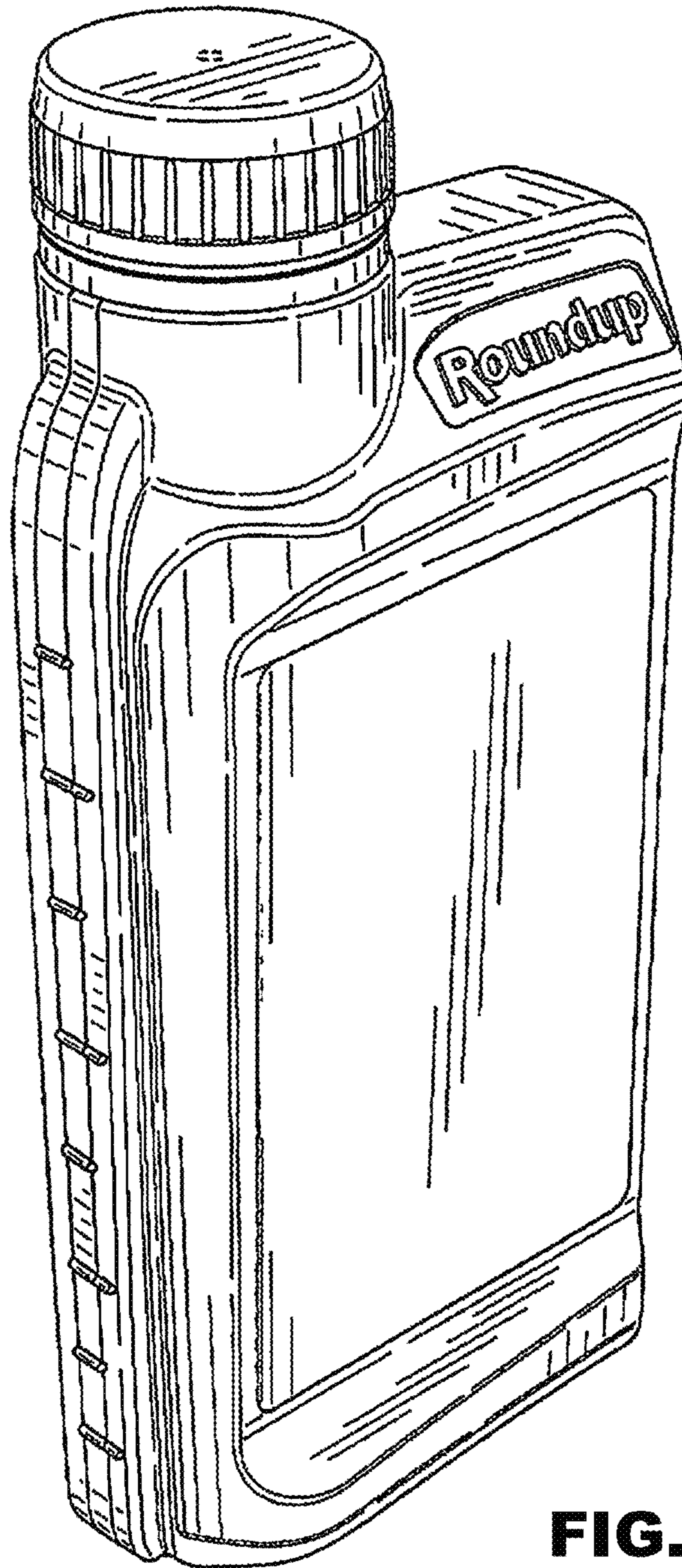


FIG. 1




FIG. 2




FIG. 3

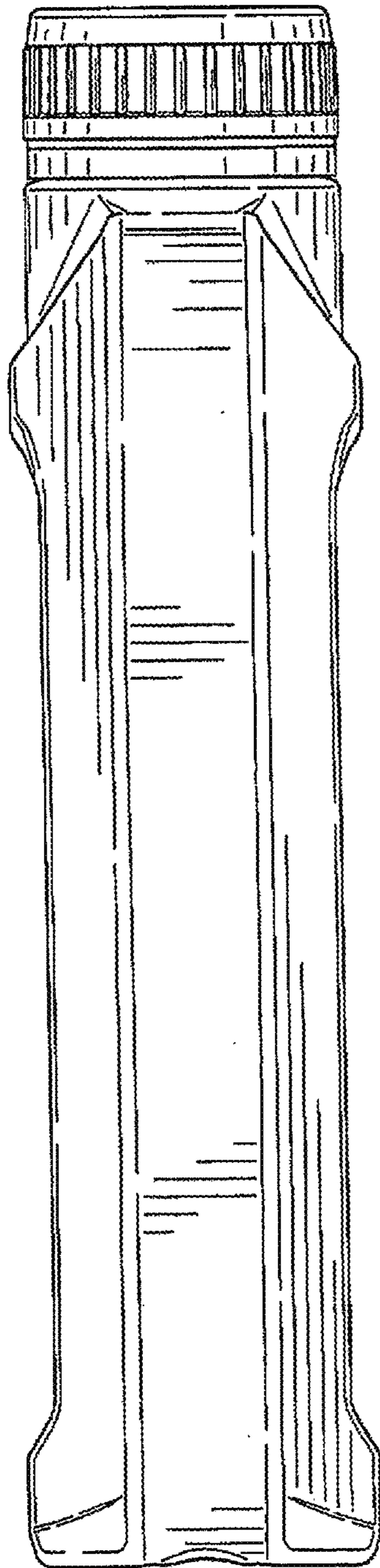


FIG. 4

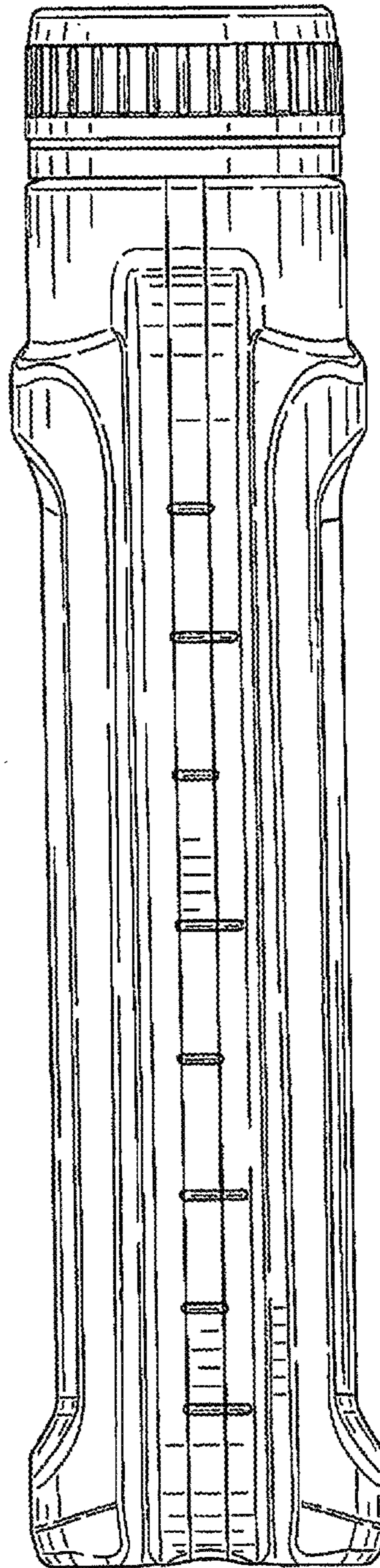


FIG. 5

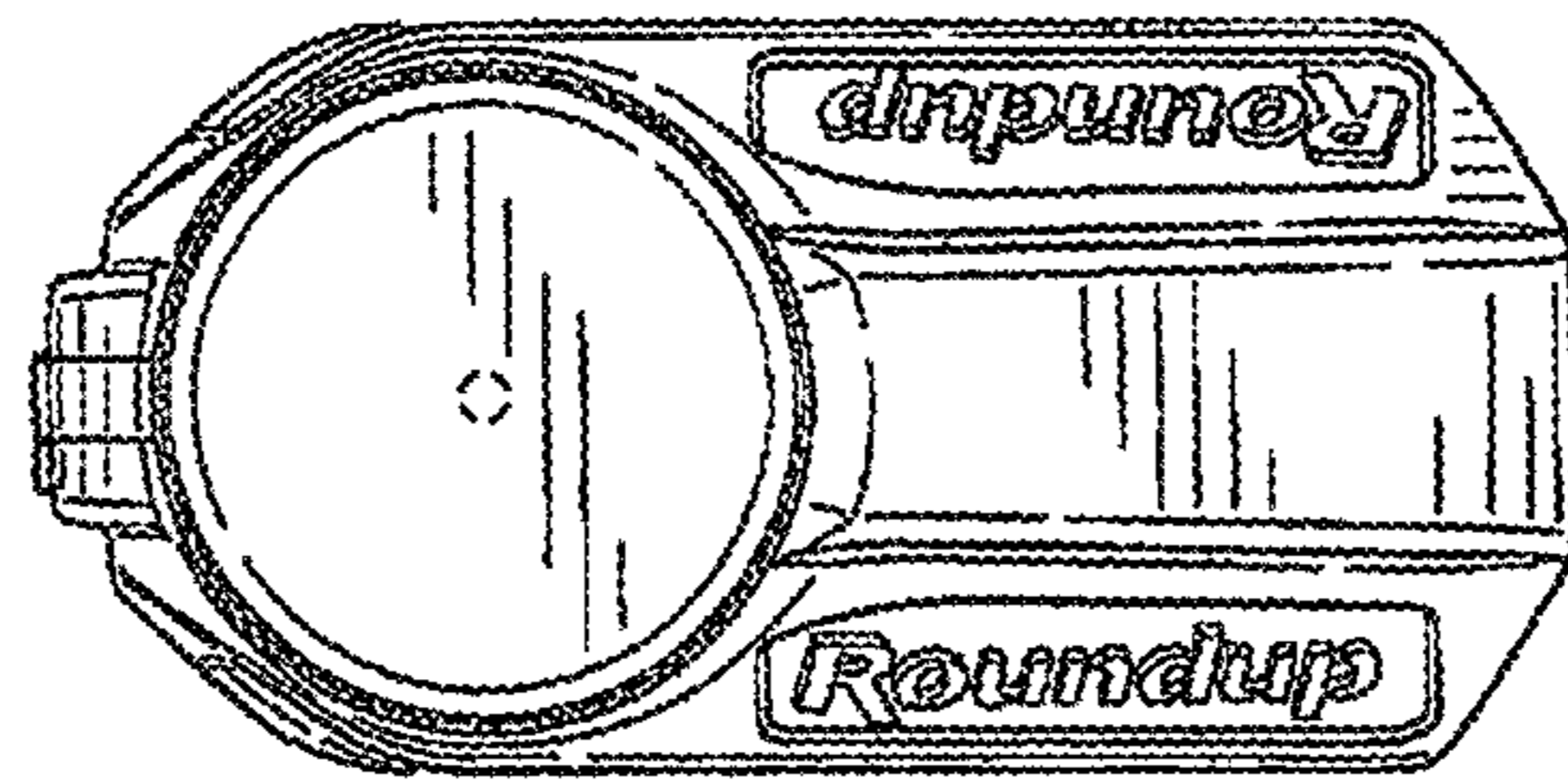


FIG. 6