

US00D795681S

(12) **United States Design Patent** (10) **Patent No.:** **US D795,681 S**
Rosén (45) **Date of Patent:** **** Aug. 29, 2017**

(54) **SHELF BRACKET**

(71) Applicant: **Gustav Rosén**, Hägersten (SE)

(72) Inventor: **Gustav Rosén**, Hägersten (SE)

(**) Term: **15 Years**

(21) Appl. No.: **35/500,877**

(22) Filed: **Mar. 31, 2016**

(80) **Hague Agreement Data**

Int. Filing Date: **Mar. 31, 2016**

Int. Reg. No.: **DM/090209**

Int. Reg. Date: **Mar. 31, 2016**

Int. Reg. Pub. Date: **Apr. 29, 2016**

(51) **LOC (10) Cl.** **08-05**

(52) **U.S. Cl.**
USPC **D8/381**

(58) **Field of Classification Search**
USPC D8/381, 380, 354
CPC A47B 48/00; A47B 97/00; A47F 5/00;
A47G 29/00; A47G 29/08; A47H 1/10
See application file for complete search history.

(56) **References Cited**

U.S. PATENT DOCUMENTS

2,859,879	A *	11/1958	Rogers	A47B 96/027 211/90.01
2,908,471	A *	10/1959	Hollansworth	A47B 96/027 108/29
3,669,395	A *	6/1972	Gehrke	A47F 5/08 108/29
3,695,569	A *	10/1972	Pullan	A47B 96/061 248/235
4,934,642	A *	6/1990	Baron	A47B 96/065 108/108
D315,862	S *	4/1991	Specker, Jr.	D8/373
D318,414	S *	7/1991	Righini	D8/381
D365,016	S *	12/1995	Hollinger	D8/381
D369,293	S *	4/1996	Gusdorf	D8/381
D508,646	S *	8/2005	Gates	D8/381

(Continued)

OTHER PUBLICATIONS

“Hairpin shelf bracket.” Hairpin Legs., Feb. 15, 2016 [online], [retrieved on Apr. 16, 2017]. Retrieved from the Internet <URL: <https://www.hairpinlegs.com/products/hairpin-shelf-bracket>>.*

Primary Examiner — Darlington Ly

(57) **CLAIM**

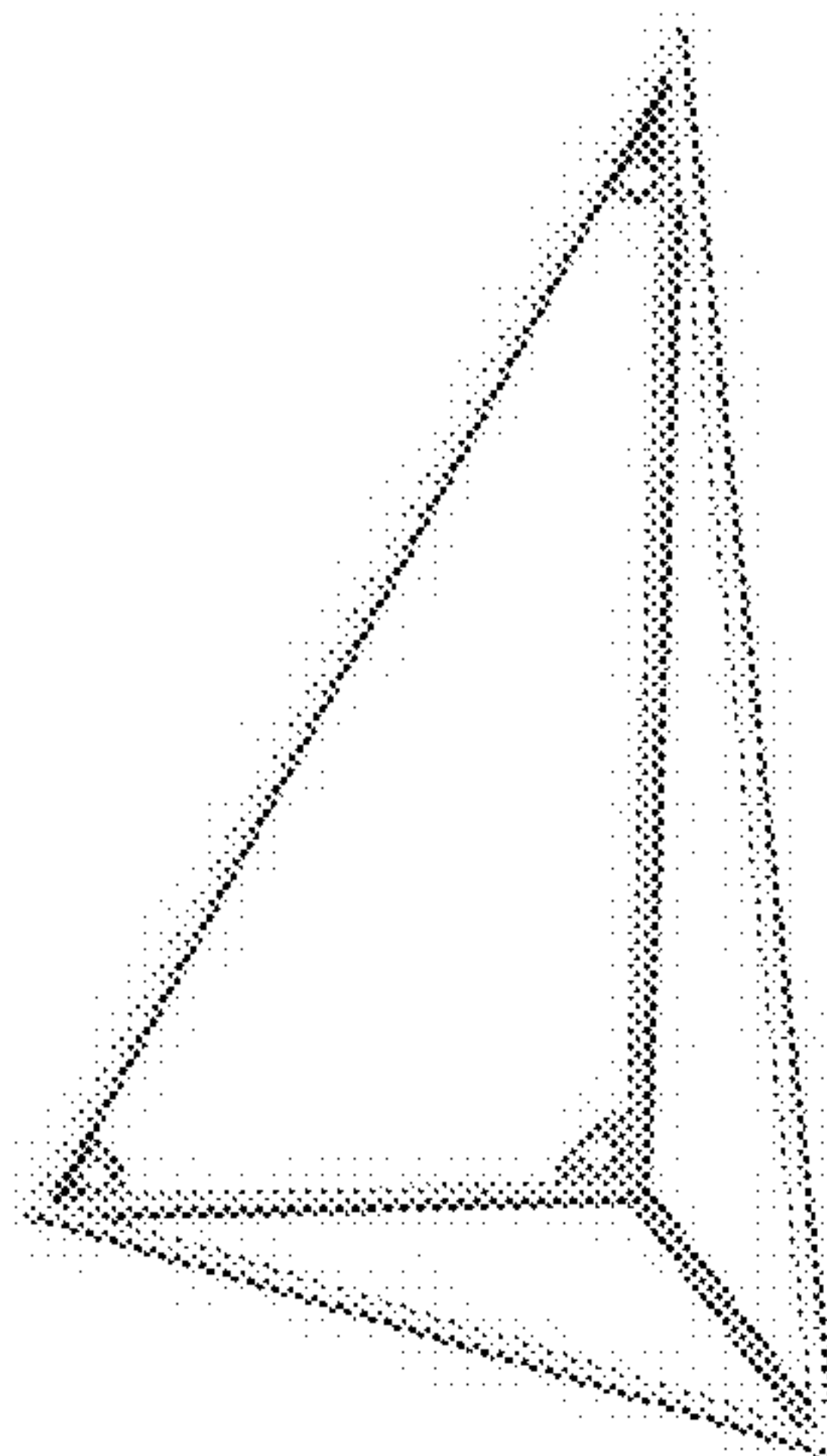
The ornamental design for a shelf bracket, as shown and described.

DESCRIPTION

The patent or application file contains at least one drawing executed in color. Copies of this patent or patent application publication with color drawing(s) will be provided by the Office upon request and payment of the necessary fee.

1. Shelf Bracket
 - 1.1 is a front perspective view of a shelf bracket showing my new design;
 - 1.2 is a left side perspective view thereof;
 - 1.3 is rear perspective view thereof;
 - 1.4 is a front perspective view thereof, wherein the bracket is shown installed longitudinally on the top surface of an environmental board;
 - 1.5 is a front perspective view thereof, wherein the bracket is shown installed vertically on the top surface of an environmental board;
 - 1.6 is a rear perspective view thereof, wherein the bracket is shown installed vertically beneath an environmental board; and
 - 1.7 is a rear perspective view thereof, wherein the bracket is shown installed longitudinally beneath an environmental board.
- The broken lines showing a second bracket and horizontal board is provided for the purpose of illustrating environmental structure and form no part of the claimed design.

1 Claim, 7 Drawing Sheets
(7 of 7 Drawing Sheet(s) Filed in Color)



(56)

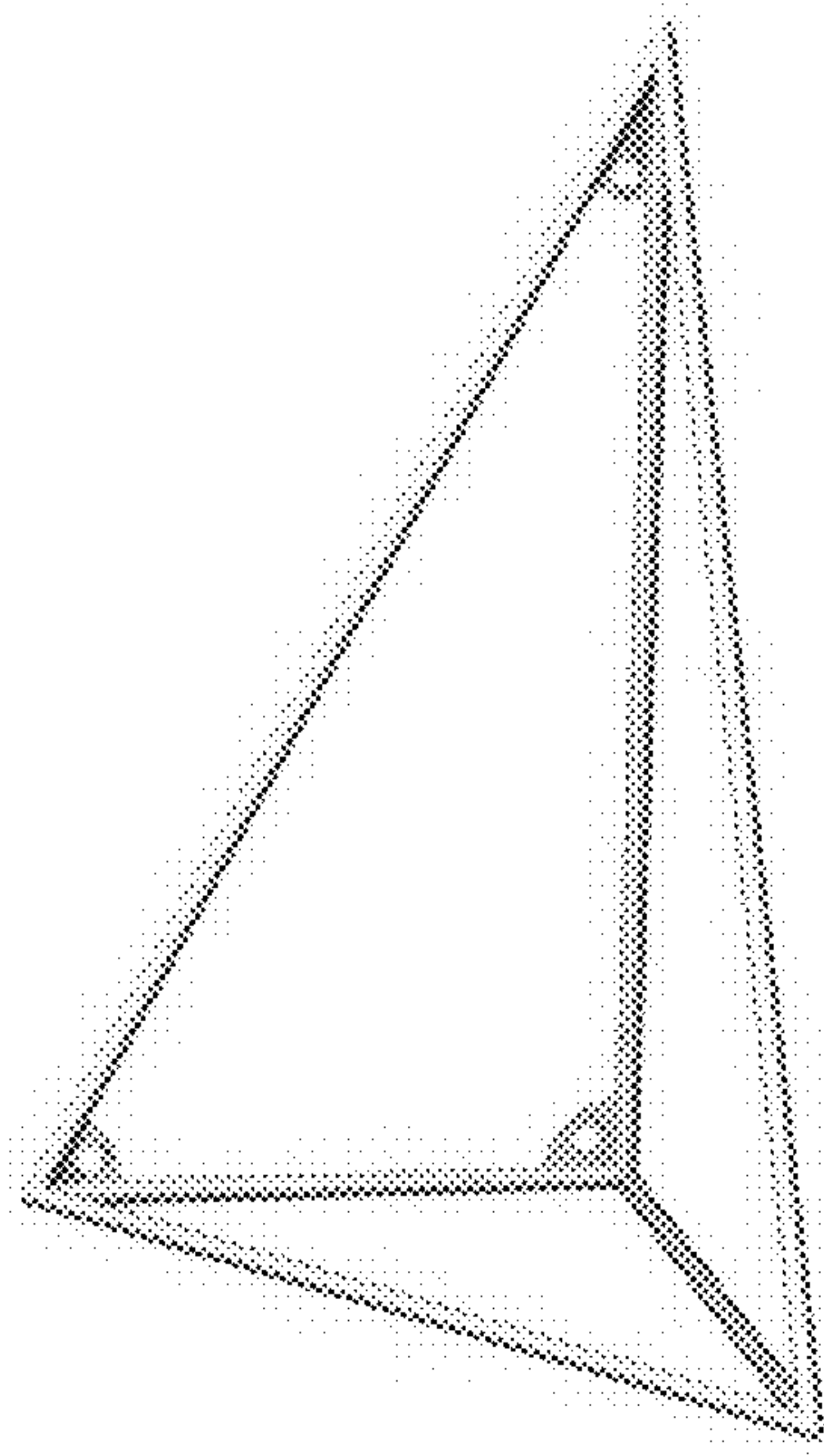
References Cited

U.S. PATENT DOCUMENTS


D520,349 S *	5/2006	Boroviak	D8/381
D530,596 S *	10/2006	Aldeghi	D8/381
D605,931 S *	12/2009	Piersant	D8/381
D605,932 S *	12/2009	Piersant	D8/381

* cited by examiner

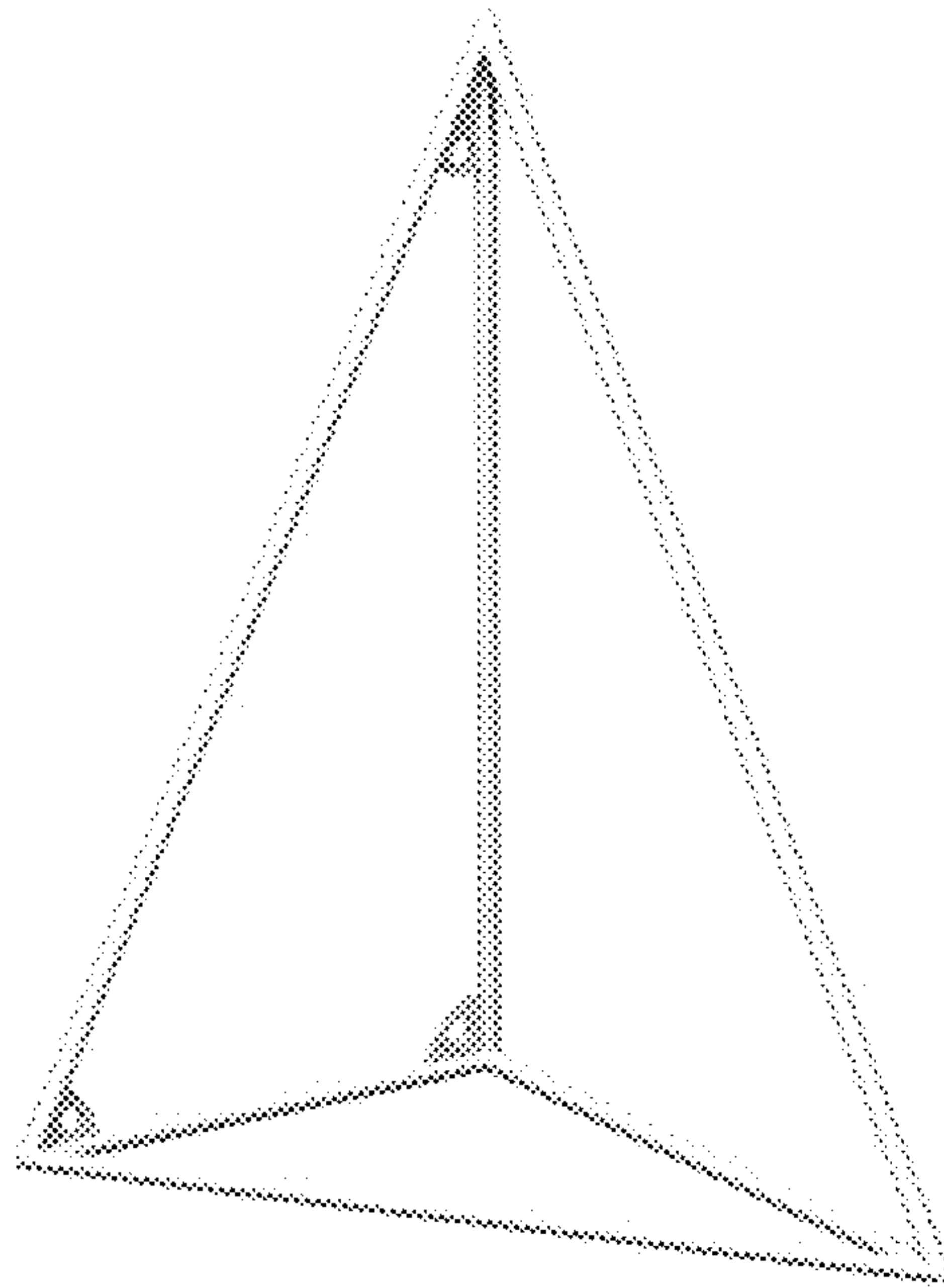
1.1



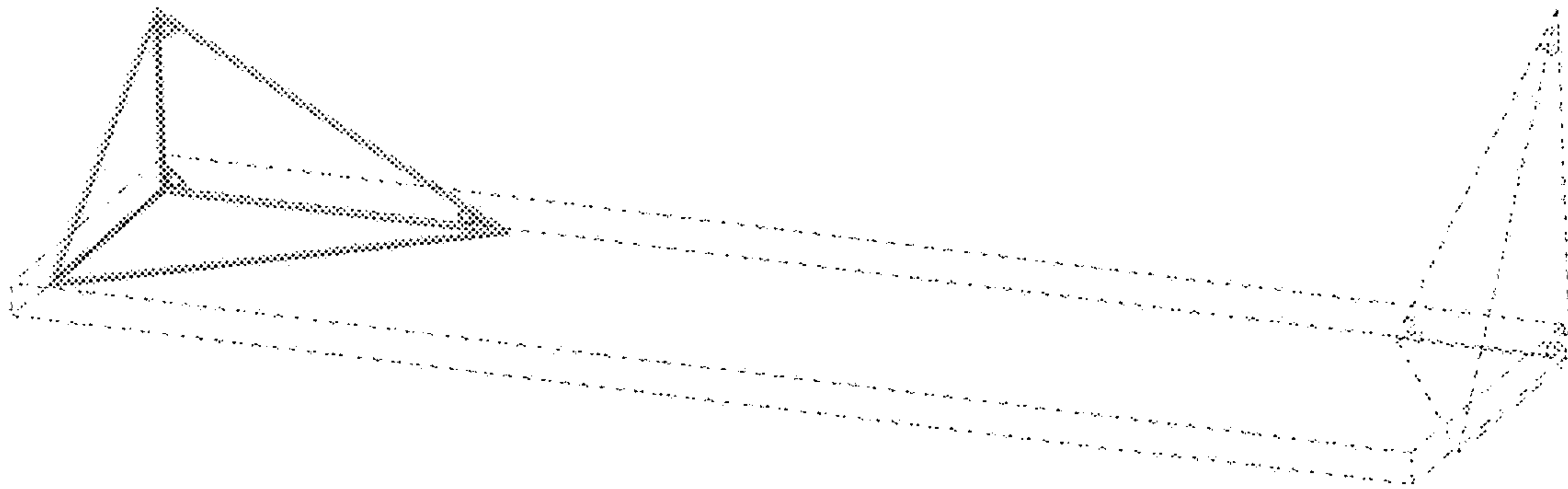
1.2



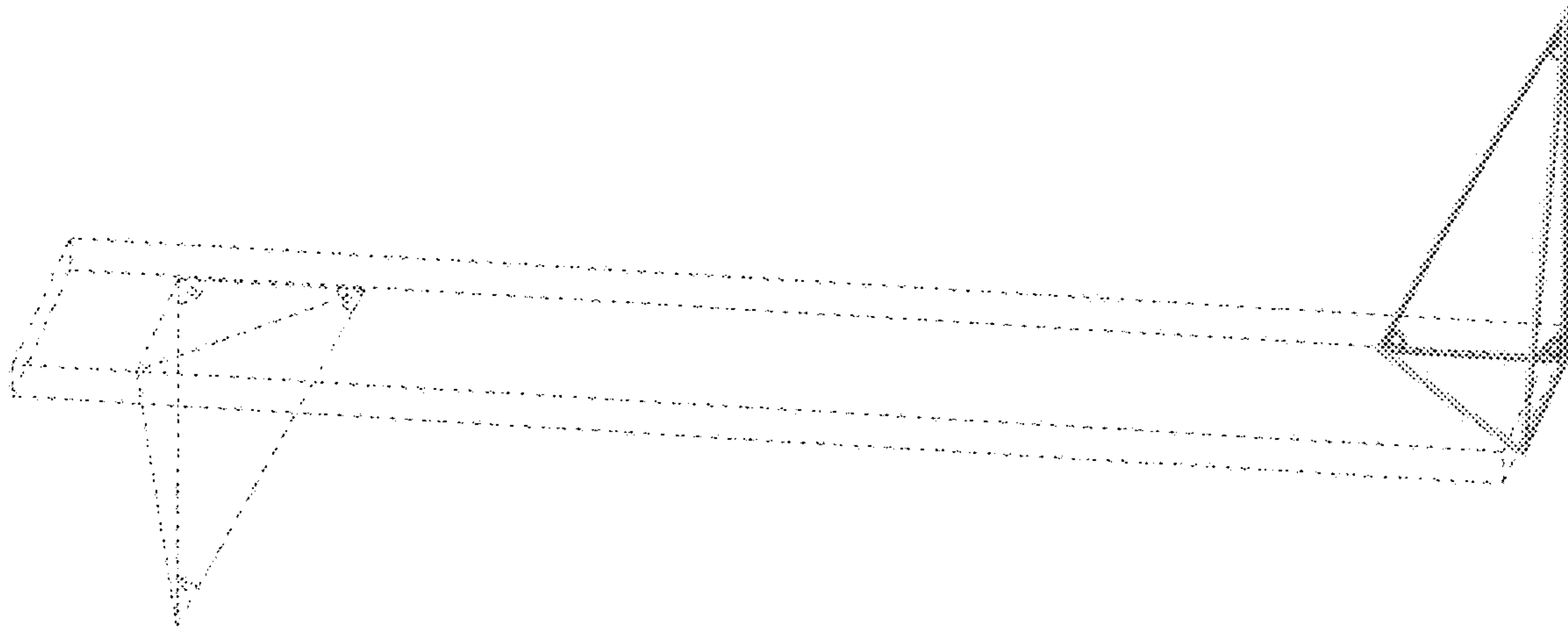
1.3




1.4



1.5



1.6



1.7

