



US00D795672S

(12) **United States Design Patent** (10) **Patent No.:** **US D795,672 S**  
**Idzkowski et al.** (45) **Date of Patent:** **\*\* \*Aug. 29, 2017**

(54) **BICYCLE THEFT DETERRENT DEVICE WITH SHACKLE AND CROSSBAR**

(71) Applicant: **SkunkLock, Inc.**, San Francisco, CA (US)

(72) Inventors: **Daniel P. Idzkowski**, San Ramon, CA (US); **Yves Perrenoud**, San Francisco, CA (US)

(73) Assignee: **SKUNKLOCK, INC.**, San Francisco, CA (US)

(\* ) Notice: This patent is subject to a terminal disclaimer.

(\*\* ) Term: **15 Years**

(21) Appl. No.: **29/561,040**

(22) Filed: **Apr. 12, 2016**

(51) **LOC (10) Cl.** ..... **08-07**

(52) **U.S. Cl.**  
USPC ..... **D8/334**

(58) **Field of Classification Search**  
USPC ..... D8/330, 331, 333, 343, 339, 336, 349, D8/334, 354; 70/14-16, 18, 57, 25, 158, 70/163-168, 233, 38 A, 38 C, 23, 20, 30, 70/51, 57.1, 202, 203, 431, 448, 465, 70/466; 292/288, 290, 340  
CPC ..... E05B 17/00; E05B 67/00; E05B 67/06; E05B 71/00; B62H 5/20; B62H 5/00  
See application file for complete search history.

(56) **References Cited**

U.S. PATENT DOCUMENTS

- 5,406,812 A \* 4/1995 Jaw ..... E05B 67/063 70/233
- D367,601 S \* 3/1996 Brendel ..... D8/333
- 5,613,387 A \* 3/1997 Shieh ..... B62H 5/00 70/225

- 5,823,021 A \* 10/1998 Chang ..... E05B 67/063 70/233
- D430,787 S \* 9/2000 Liu ..... D8/333
- 6,619,084 B2 \* 9/2003 Kuo ..... B62H 5/00 224/425
- 6,701,757 B1 \* 3/2004 Vito ..... B62H 5/00 70/18
- 7,013,686 B1 \* 3/2006 Chen ..... E05B 67/063 70/233
- D533,435 S \* 12/2006 Kearns ..... D8/334
- D572,113 S \* 7/2008 Saucedo ..... D8/339
- 9,079,626 B2 \* 7/2015 Zuraski ..... B62J 11/00
- 9,260,885 B2 \* 2/2016 Asquith ..... E05B 45/005
- 9,376,841 B2 \* 6/2016 Chan ..... E05B 67/06

\* cited by examiner

*Primary Examiner* — Prabhakar G Deshmukh

(74) *Attorney, Agent, or Firm* — Kwan & Olynick LLP

(57) **CLAIM**

The ornamental design for a bicycle theft deterrent device with shackle and crossbar, as shown and described.

**DESCRIPTION**

The patent or application file contains a least one drawing executed in color. Copies of this patent or patent application publication with color drawing(s) will be provided by the Office upon request and payment of the necessary fee.

FIG. 1 is a perspective view of a bicycle theft deterrent device with shackle and crossbar showing front, top, and right sides;

FIG. 2 is a perspective view of a bicycle theft deterrent device with shackle and crossbar showing front, bottom, and left sides;

FIG. 3 is a top view thereof;

FIG. 4 is a bottom view thereof;

FIG. 5 is a rear view thereof;

FIG. 6 is a front view thereof;

FIG. 7 is a right side view thereof; and,

FIG. 8 is a left side view thereof.

**1 Claim, 8 Drawing Sheets**  
**(8 of 8 Drawing Sheet(s) Filed in Color)**






**FIG. 1**




**FIG. 2**







**FIG. 3**




**FIG. 4**



***FIG. 5***




**FIG. 6**



***FIG. 7***





**FIG. 8**