

US00D795665S

(12) **United States Design Patent**
Henderson, IV

(10) **Patent No.:** **US D795,665 S**

(45) **Date of Patent:** **** Aug. 29, 2017**

(54) **BOTTLE OPENER**

(71) Applicant: **Parry James Henderson, IV**, Austin, TX (US)

(72) Inventor: **Parry James Henderson, IV**, Austin, TX (US)

(73) Assignee: **Parry James Henderson, IV**, Austin, TX (US)

(**) Term: **15 Years**

(21) Appl. No.: **29/561,385**

(22) Filed: **Apr. 15, 2016**

(51) **LOC (10) Cl.** **07-99**

(52) **U.S. Cl.**
USPC **D8/18**

(58) **Field of Classification Search**
USPC D8/14, 16, 18, 19, 33-43, 98, 88, 89, D8/107, 300, 301, 306-309, DIG. 10
CPC B67B 7/00; B67B 7/04; B67B 7/14; B67B 7/16; B67B 7/18; B67B 7/20; B67B 7/24; B67B 7/30; B67B 7/34; B67B 7/36; B67B 7/44
See application file for complete search history.

(56) **References Cited**

U.S. PATENT DOCUMENTS

D207,184 S *	3/1967	Williams	81/8.1
D245,830 S *	9/1977	De Gross	D8/18
D246,283 S *	11/1977	Sapowith	D8/14
D247,142 S *	2/1978	Parent	30/304
D254,834 S *	4/1980	Madsen	D8/18

D256,655 S *	9/1980	Lacey	294/27.1
D269,937 S *	8/1983	Stewart, Jr.	D8/43
D282,343 S *	1/1986	Pinder	D8/40
D296,650 S *	7/1988	Marx	D12/400
D298,407 S *	11/1988	Vowell, Jr.	D8/14
D344,551 S *	2/1994	McJunkin	D21/399
D354,895 S *	1/1995	Flynn	D8/16
D368,006 S *	3/1996	Aldrich	D8/14
D499,221 S *	11/2004	Zellner	D32/46
D561,544 S *	2/2008	Hume	D8/14
D637,465 S *	5/2011	Focht	D8/40
8,015,683 B2 *	9/2011	Hume	B25B 27/023 29/244
D676,297 S *	2/2013	Bigelow	D8/38
D706,100 S *	6/2014	Olson	D8/20
D741,672 S *	10/2015	Bryant	D8/14

* cited by examiner

Primary Examiner — Elizabeth Albert

(74) *Attorney, Agent, or Firm* — Strasburger & Price, LLP

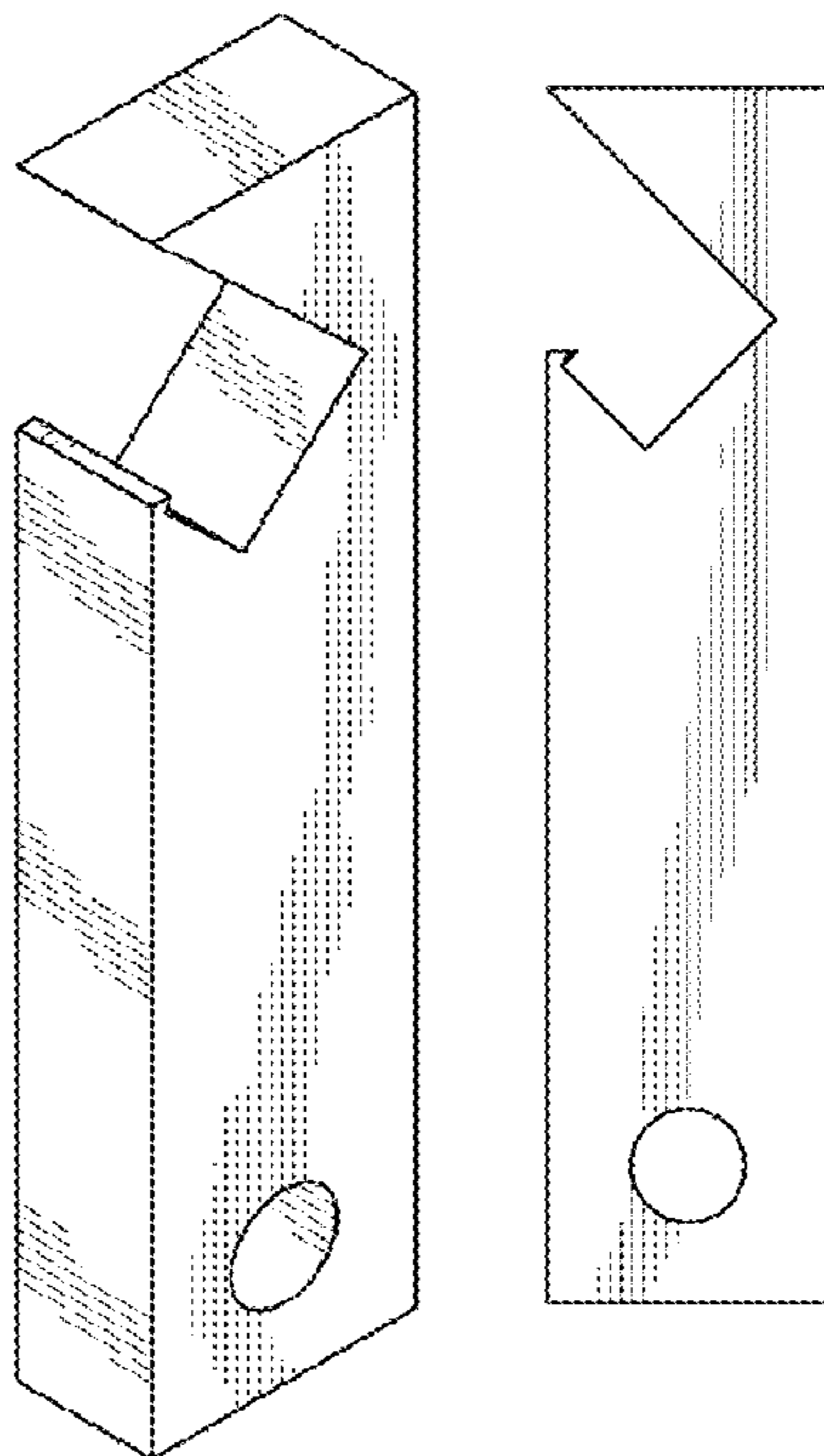
(57) **CLAIM**

I claim the ornamental design for a bottle opener, as shown.

DESCRIPTION

FIG. 1 is a bottom left side isometric view in accordance with the design;
FIG. 2 is a top left side isometric view thereof;
FIG. 3 is a front view thereof;
FIG. 4 is a back view thereof;
FIG. 5 is a right side view thereof;
FIG. 6 is a left side view thereof;
FIG. 7 is a bottom view thereof; and,
FIG. 8 is top view thereof.

1 Claim, 1 Drawing Sheet



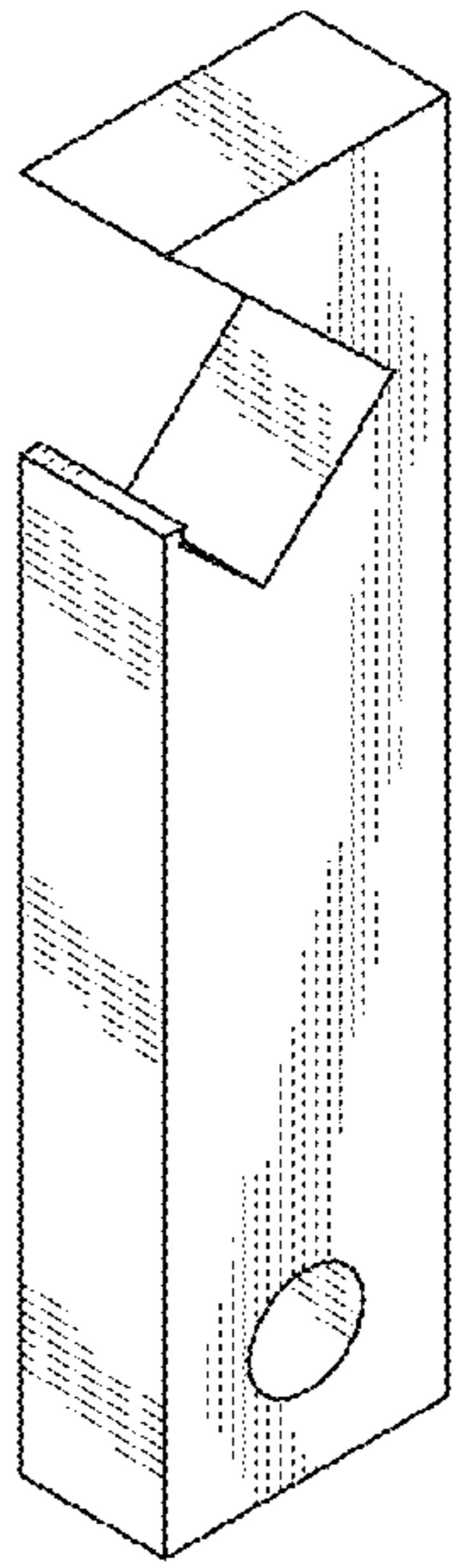


FIG. 1

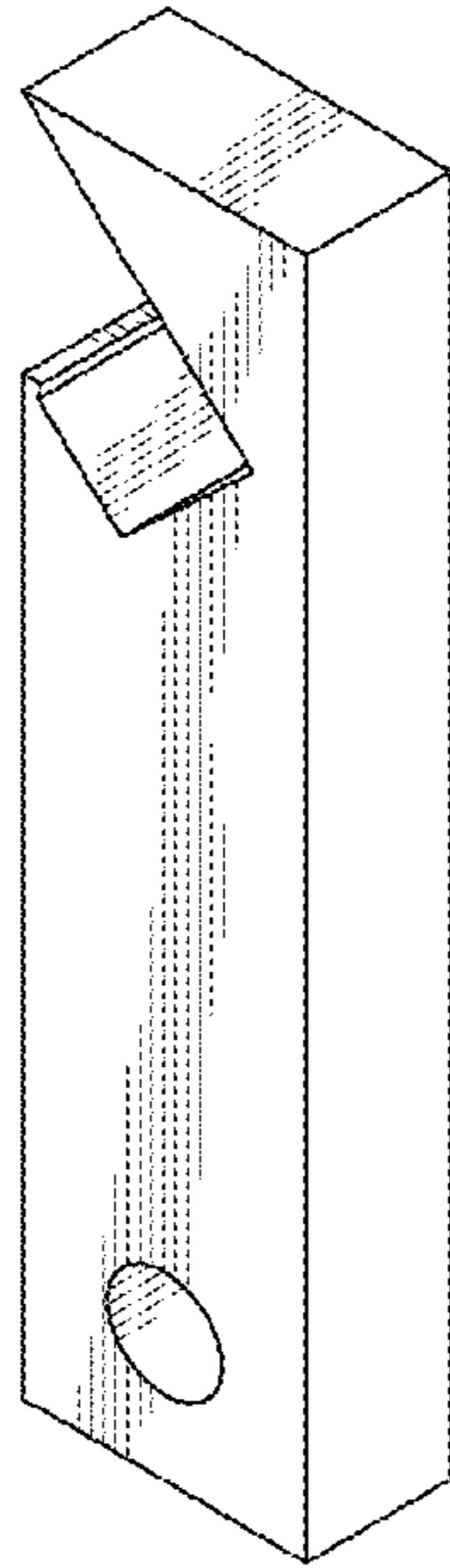


FIG. 2



FIG. 3



FIG. 4




FIG. 5




FIG. 6




FIG. 7



FIG. 8