



US00D795658S

(12) **United States Design Patent**
Aschner

(10) **Patent No.:** **US D795,658 S**

(45) **Date of Patent:** **** Aug. 29, 2017**

(54) **HANDLE FOR A SPOON OR OTHER KITCHEN UTENSILS**

(71) Applicant: **Adam Scott Aschner**, Richardson, TX (US)

(72) Inventor: **Adam Scott Aschner**, Richardson, TX (US)

(**) Term: **15 Years**

(21) Appl. No.: **29/594,783**

(22) Filed: **Feb. 22, 2017**

Related U.S. Application Data

(63) Continuation of application No. 29/537,218, filed on Aug. 24, 2015, now Pat. No. Des. 782,884.

(51) **LOC (10) Cl.** **07-03**

(52) **U.S. Cl.**
USPC **D7/653**; D7/401.2; D7/642

(58) **Field of Classification Search**
USPC D7/368, 401.2, 642-645, 647, 653-664, D7/669, 675-677, 683, 688-689, D7/691-692; D8/107, 300-301; D22/117-118

CPC A01D 9/02; A01D 9/04; A01D 9/06; G01F 19/002; A47G 19/16; A47G 21/00; A47G 21/004; A47G 21/005; A47G 21/02; A47G 21/023; A47G 21/04; A47G 21/06; A47G 21/08; A47J 43/28; A47J 43/281; A47J 43/282; A61F 13/10; A61J 7/0023; B25G 1/00; B25G 1/01; B25G 1/02; B25G 3/00; B65D 75/56; B65D 75/563; B65D 75/566; B67B 7/00; B67B 7/724; B67B 7/73

See application file for complete search history.

(56) **References Cited**

U.S. PATENT DOCUMENTS

1,555,502 A * 9/1925 Knoblauch A47G 21/04 30/325

1,648,906 A * 11/1927 Lubrano A47G 19/16 294/26.5

1,781,973 A * 11/1930 Bolton A47G 21/02 241/168

2,570,521 A * 10/1951 Chester G01F 19/002 99/323

2,923,059 A * 2/1960 Campagna A47G 21/04 30/325

D206,548 S * 12/1966 Latham D7/647

D292,663 S * 11/1987 Johnson D7/691

D437,738 S * 2/2001 Durbin D7/647

D491,419 S * 6/2004 White D7/653

D507,725 S * 7/2005 White D7/647

D531,450 S * 11/2006 Lo D7/401.2

D571,620 S * 6/2008 Miller D7/647

D782,884 S * 4/2017 Aschner D7/401.2

* cited by examiner

Primary Examiner — Ricky Pham

(74) *Attorney, Agent, or Firm* — Kintner IP, LLC; Mary Frances Ludwig

(57) **CLAIM**

The ornamental design of a handle for a spoon or other kitchen utensils, as shown and described.

DESCRIPTION

FIG. 1 is a perspective view of a handle for a spoon or other kitchen utensils showing my new design;

FIG. 2 is a top plan view thereof;

FIG. 3 is a left side elevation view thereof, the right side being a mirror image;

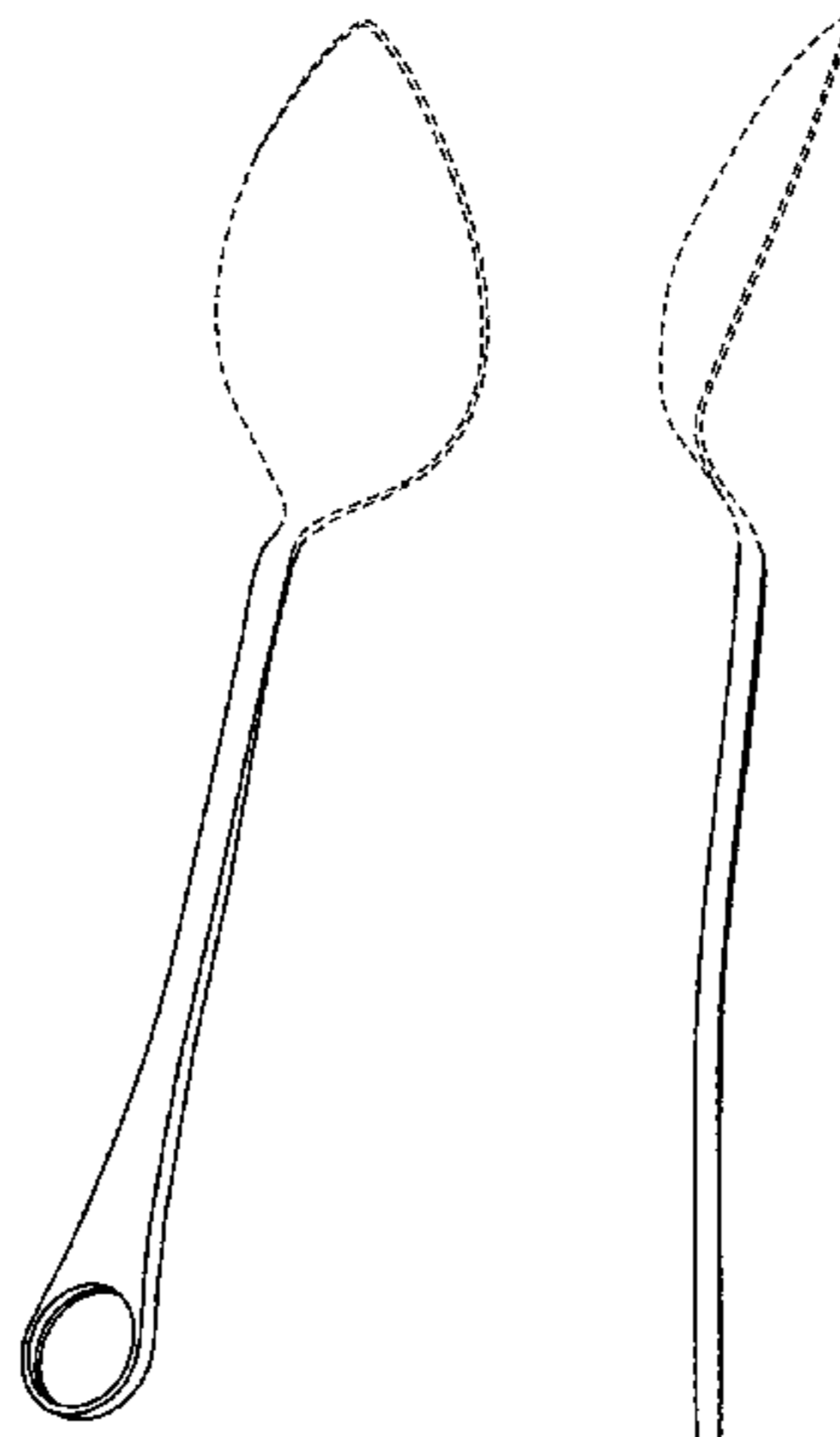
FIG. 4 is a bottom plan view thereof; and,

FIG. 5 is a perspective view of the handle shown with inset artwork.

My design of a handle for a spoon or other kitchen utensils includes a recess intended for inserting artwork.

Elements shown in broken lines form no part of the claimed design.

1 Claim, 2 Drawing Sheets



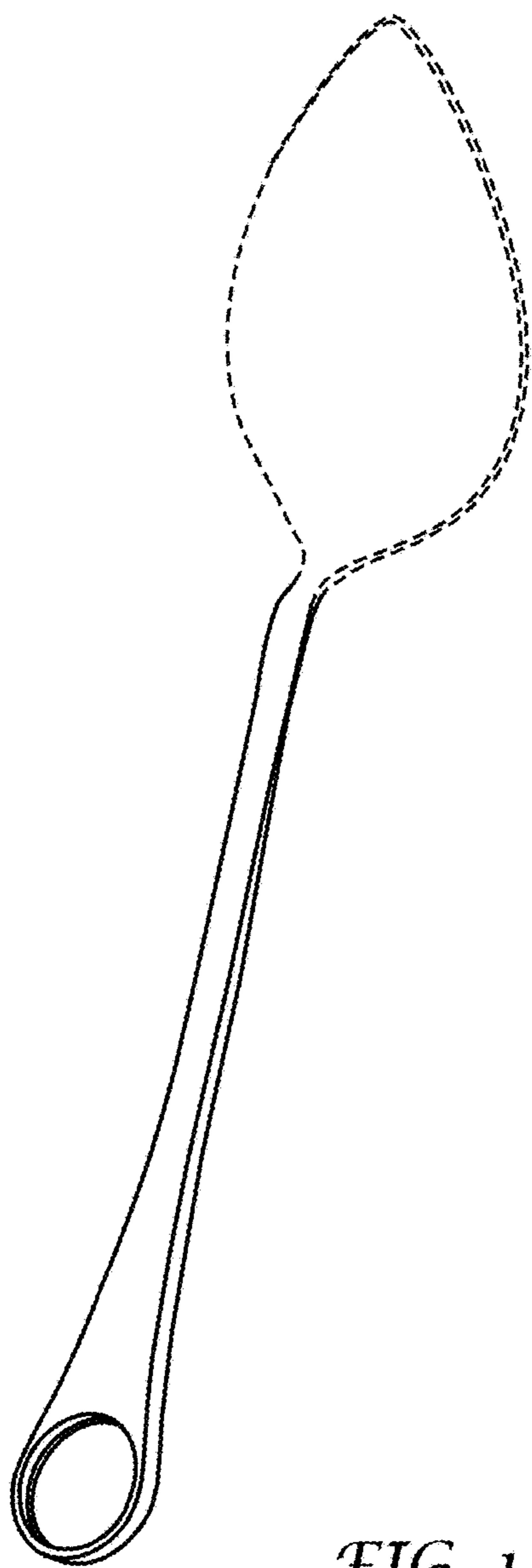


FIG. 1

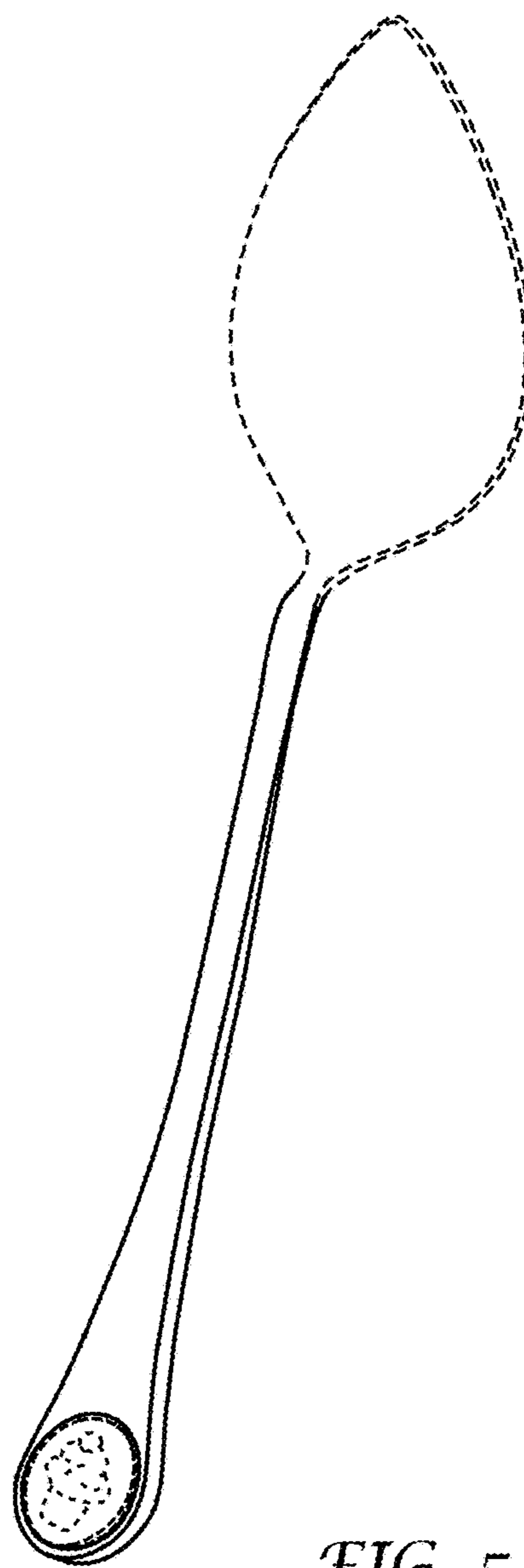


FIG. 5

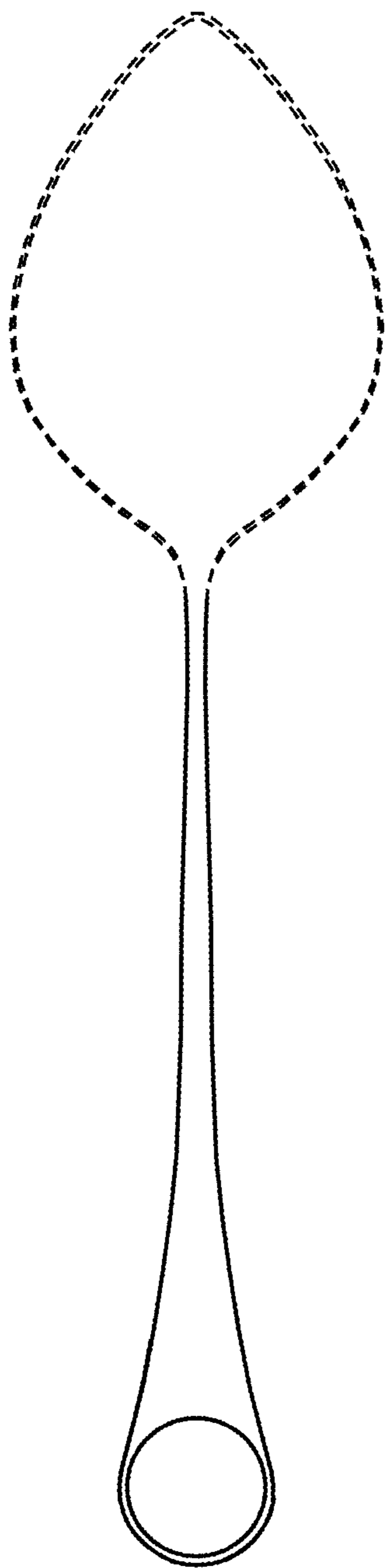


FIG. 2




FIG. 3

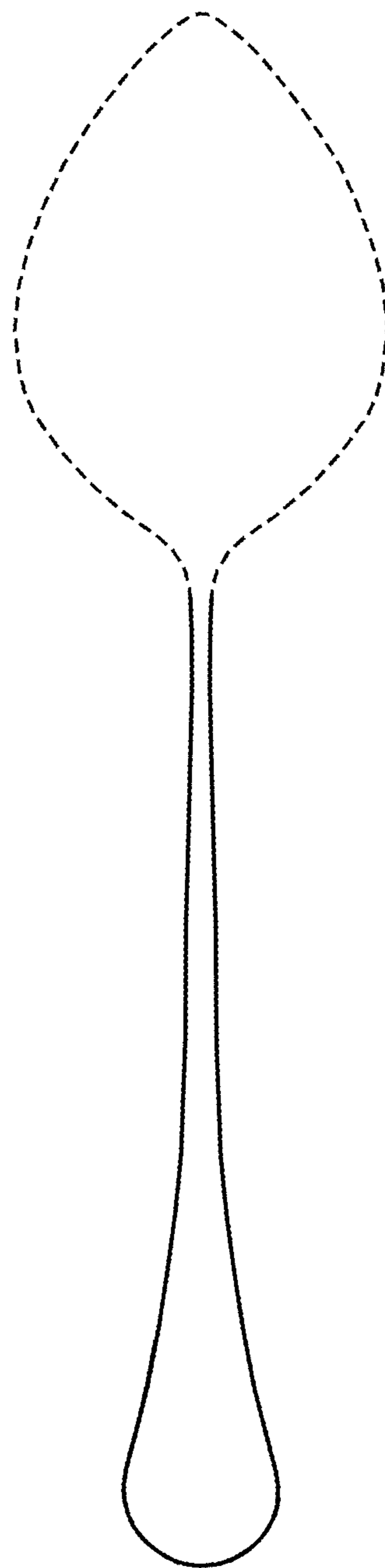


FIG. 4