



US00D795643S

(12) **United States Design Patent** (10) **Patent No.:** **US D795,643 S**
Barlow (45) **Date of Patent:** **** Aug. 29, 2017**

(54) **TUMBLER**
(71) Applicant: **Visual Promotions, LLC**, Sealy, TX (US)
(72) Inventor: **Toby Barlow**, Weimar, TX (US)
(73) Assignee: **Visual Promotions, LLC**, Sealy, TX (US)
(**) Term: **15 Years**
(21) Appl. No.: **29/546,960**
(22) Filed: **Nov. 30, 2015**
(51) **LOC (10) Cl.** **07-01**
(52) **U.S. Cl.**
USPC **D7/510**; D7/511; D7/523; D7/532
(58) **Field of Classification Search**
USPC D7/507, 509, 510, 511, 523, 529, 531, D7/532, 533, 535, 536, 508, 392.1, 396.2, D7/387, 543, 608; D8/33, 34; 220/592.16, 592.17, 295.03, 718, 719, 220/495.03, 62.12, 710.5; D9/517, 567, D9/554, 555, 558, 503, 504, 552, 540, D9/454
CPC .. B25B 13/52; B67B 7/00; B67B 7/14; B67B 7/16; A47G 19/22; A47G 19/2227; A45F 3/20
See application file for complete search history.

D642,864 S * 8/2011 Tobias D7/510
D706,090 S * 6/2014 Spector D7/682
D721,924 S * 2/2015 Trafton D7/507
D733,496 S * 7/2015 Pisarevsky D7/507
D753,437 S * 4/2016 Steel D7/396.2
D774,827 S * 12/2016 Miller D7/507
2002/0175169 A1* 11/2002 Tham-itthisak A47G 19/2205 220/600
2006/0261170 A1* 11/2006 Mooney B65D 25/205 235/486
2008/0237242 A1* 10/2008 Gifford A47G 23/0216 220/592.16

* cited by examiner

Primary Examiner — Marianne Pandozzi
Assistant Examiner — Jae Liang
(74) *Attorney, Agent, or Firm* — Conley Rose, P.C.; William H. Dietrich

(57) **CLAIM**

The ornamental design for a tumbler, as shown and described.

DESCRIPTION

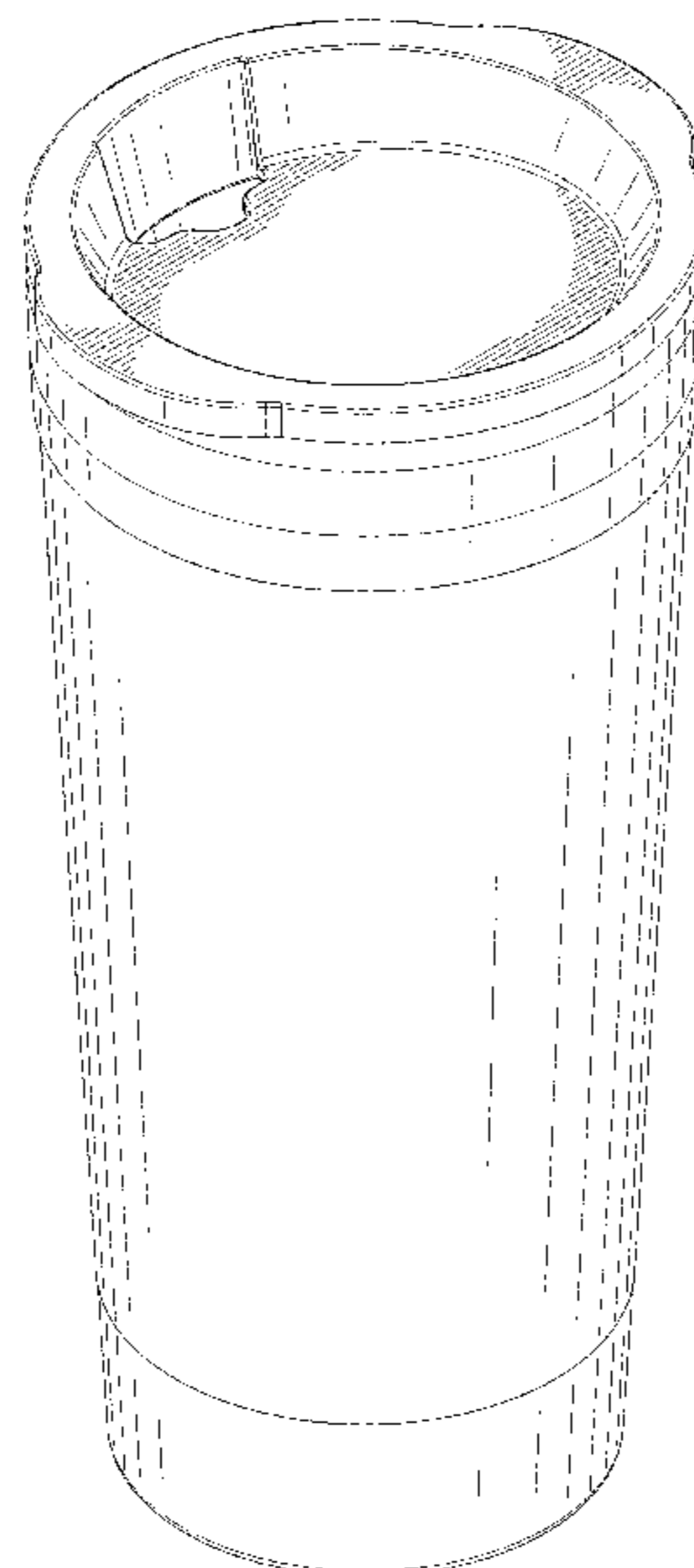
FIG. 1 is a perspective view of a tumbler showing my new design;
FIG. 2 is a front view of the tumbler of FIG. 1;
FIG. 3 is a rear view of the tumbler of FIG. 1;
FIG. 4 is a first side view of the tumbler of FIG. 1;
FIG. 5 is a second side view of the tumbler of FIG. 1;
FIG. 6 is a top view of the tumbler of FIG. 1;
FIG. 7 is a bottom view of the tumbler of FIG. 1 showing a bottle opener incorporated into the bottom of the tumbler; and,
FIG. 8 is a bottom perspective view of the tumbler of FIG. 1.
The broken lines in the drawings depict portions of the tumbler that form no part of the claimed design.

1 Claim, 7 Drawing Sheets

(56) **References Cited**

U.S. PATENT DOCUMENTS

D296,525 S * 7/1988 Siegel D9/438
D353,297 S * 12/1994 Sokolski D7/387
D365,247 S * 12/1995 Sokolski D7/510
D506,910 S * 7/2005 Tham-itthisak D7/509
D559,629 S * 1/2008 Gifford, Jr. D7/608
D610,006 S * 2/2010 Ortell D9/454
D642,862 S * 8/2011 Tobias D7/510



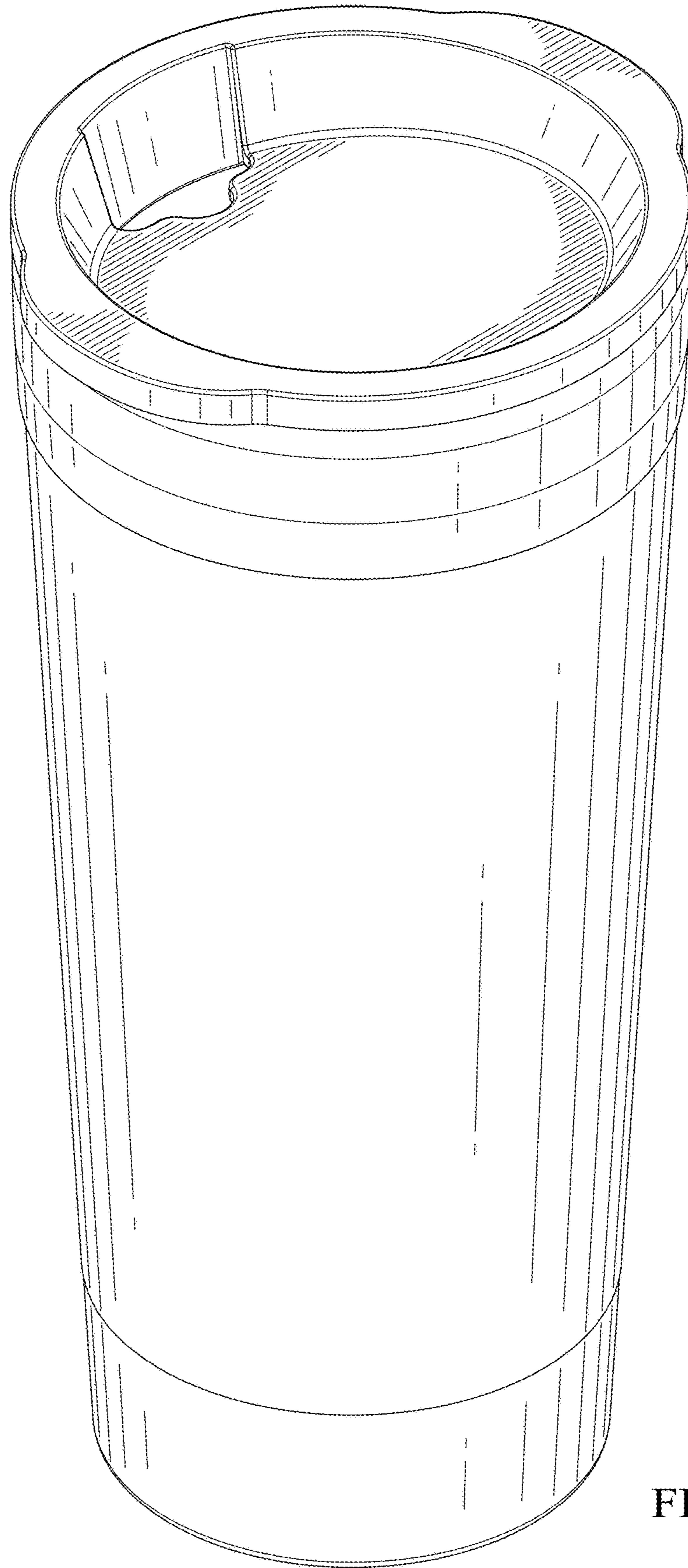


FIG. 1

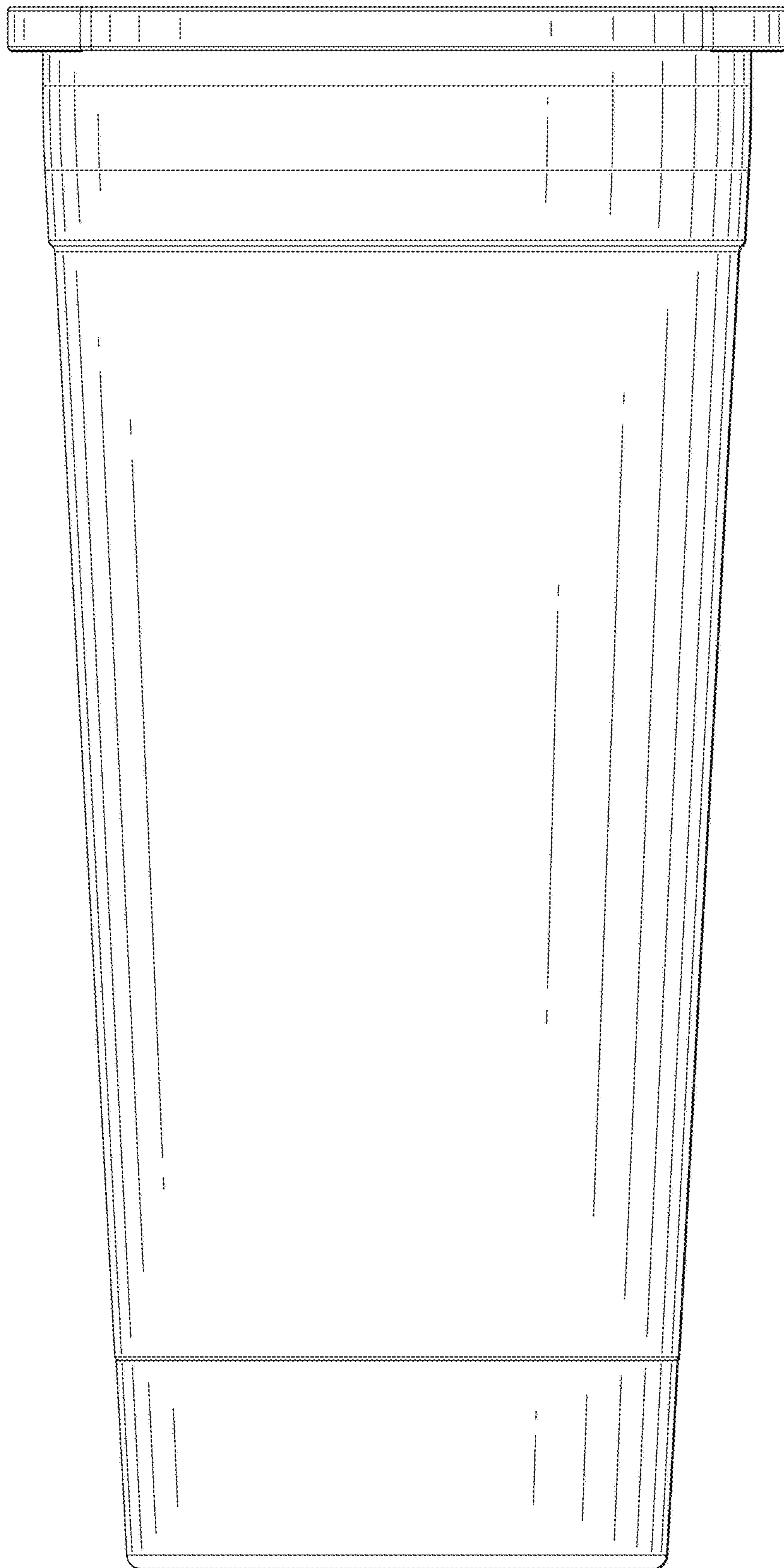


FIG. 2

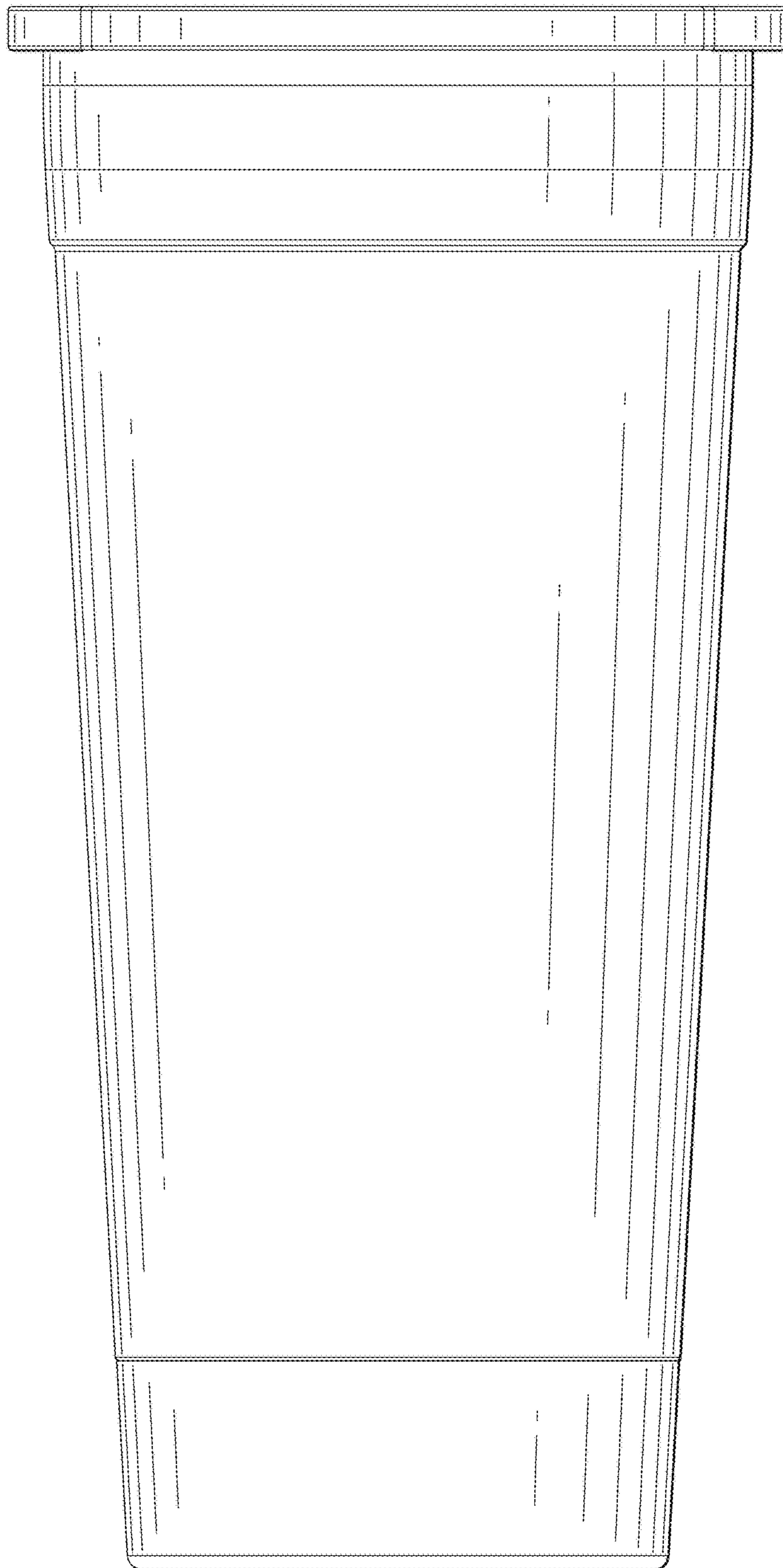


FIG. 3




FIG. 4




FIG. 5

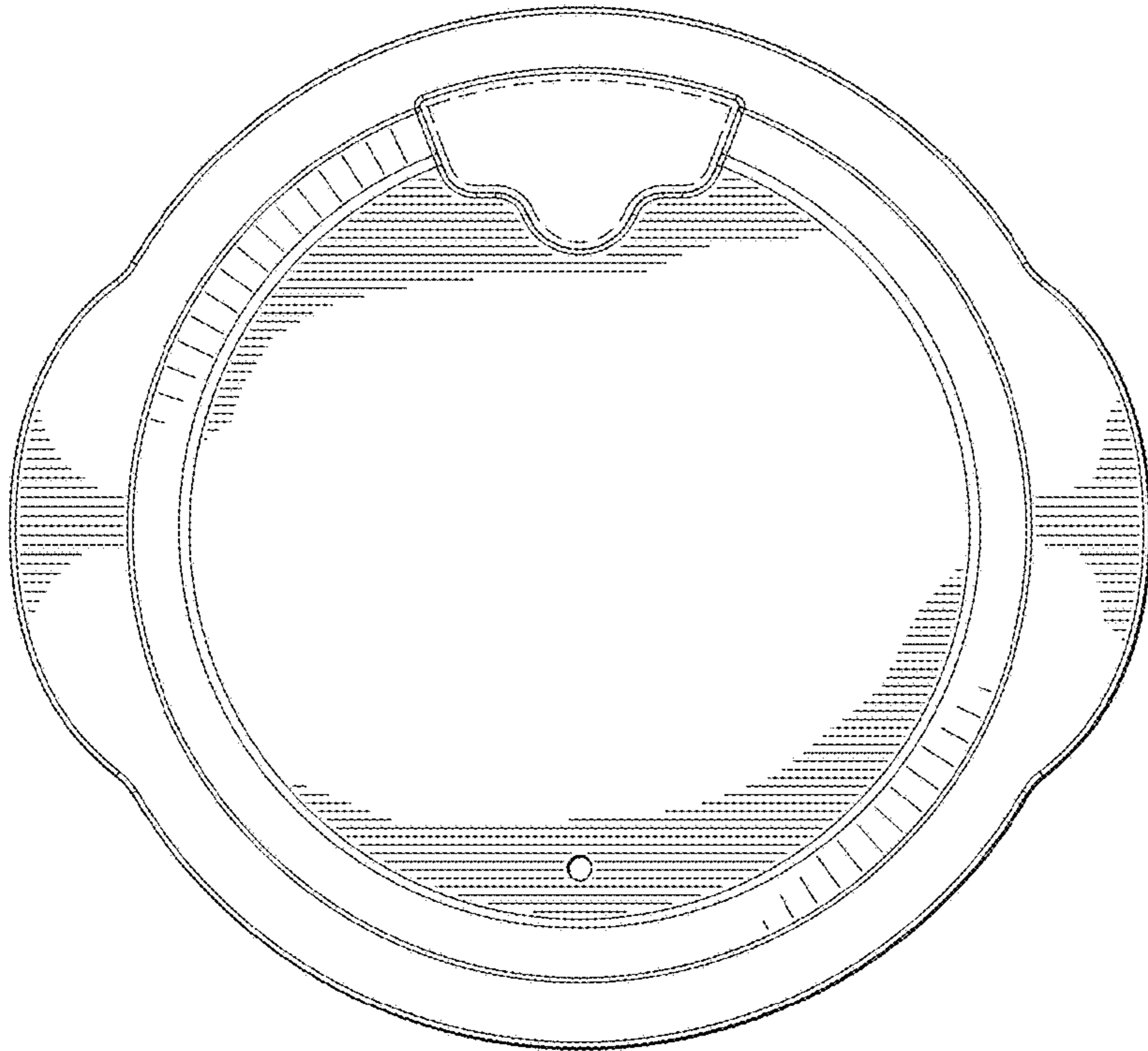


FIG. 6

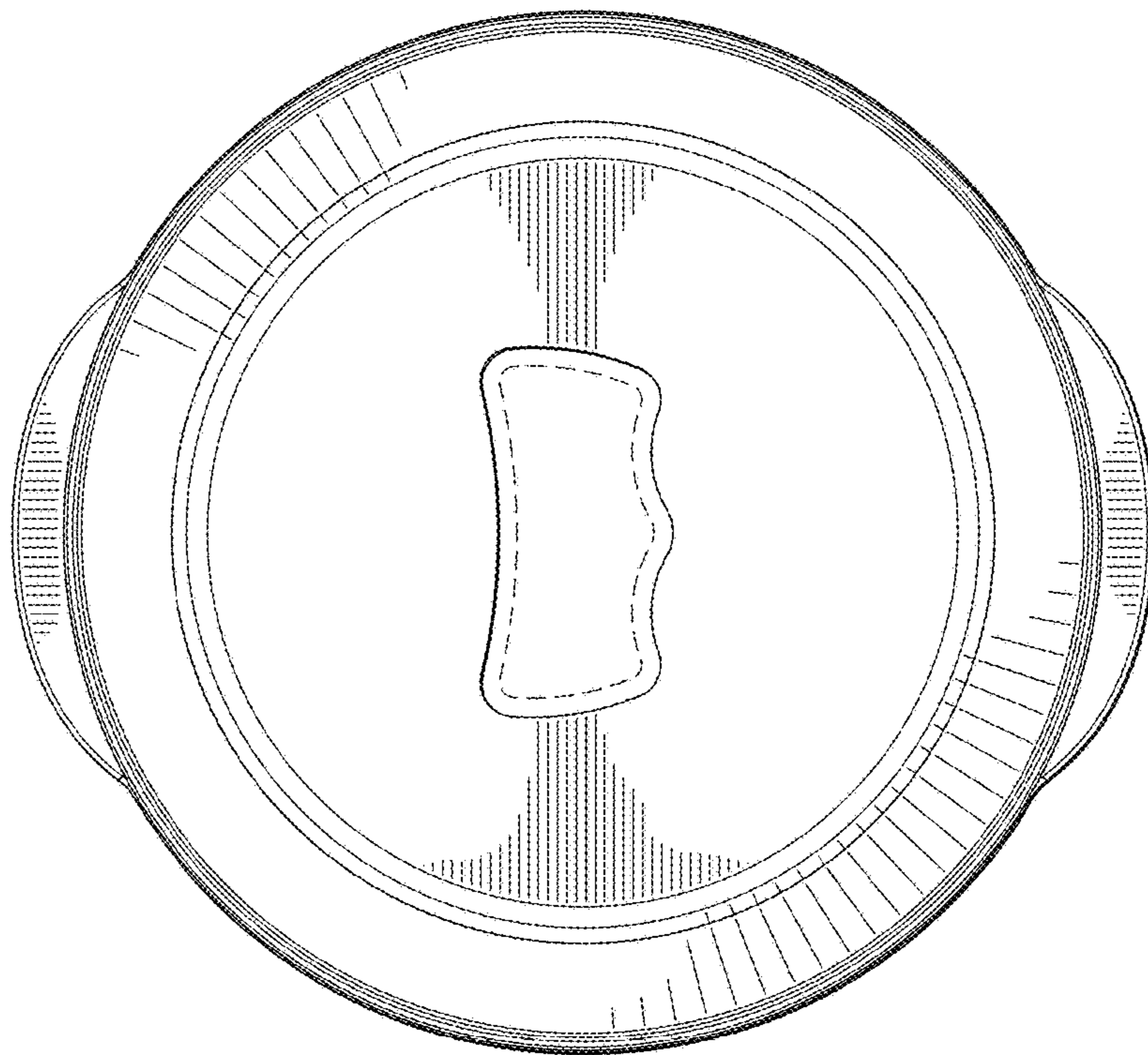


FIG. 7




FIG. 8