



US00D795642S

(12) **United States Design Patent** (10) **Patent No.:** **US D795,642 S**
Leslein et al. (45) **Date of Patent:** **** Aug. 29, 2017**

(54) **DRINKING APPARATUS**

(71) Applicant: **Chambong Industries LLC**, Seattle, WA (US)

(72) Inventors: **Randy Leslein**, Seattle, WA (US); **Harrison Neel**, Seattle, WA (US)

(73) Assignee: **CHAMBONG INDUSTRIES LLC**, Seattle, WA (US)

(**) Term: **15 Years**

(21) Appl. No.: **29/531,088**

(22) Filed: **Jun. 23, 2015**

(51) **LOC (10) Cl.** **07-01**

(52) **U.S. Cl.**
 USPC **D7/507; D7/524; D7/509; D27/163**

(58) **Field of Classification Search**
 USPC **D7/507, 509, 524-528, 537, 300.2, 700; D27/118, 163; 220/592.16, 592.17, 628, 220/669; D9/712**
 CPC . **B41P 2217/61; A47G 19/22; A47G 19/2205; A47G 23/03; A47G 19/12**
 See application file for complete search history.

(56) **References Cited**

U.S. PATENT DOCUMENTS

D90,232 S *	7/1933	Burger	D27/163
D98,046 S *	1/1936	Barling	D27/163
D109,756 S *	5/1938	Lookholder	131/229
2,674,248 A *	4/1954	Sessoms	A24F 5/02
				131/186
3,695,276 A *	10/1972	Coale	A24F 1/32
				131/191
D226,961 S *	5/1973	King	D11/148
D228,330 S *	9/1973	Bright	D7/509
D229,520 S *	12/1973	Lamberti	D27/163

4,347,878 A *	9/1982	Schofield	B67C 11/02	141/300
D288,520 S *	3/1987	Bozarth	141/334	
D305,804 S *	1/1990	Browning	D27/163	
D456,213 S *	4/2002	Darabi	A47G 19/2227	D7/509
					220/23.86
6,585,127 B2 *	7/2003	Yang	A47G 19/12	
					220/23.86
D665,297 S *	8/2012	Parris	D11/40	
D716,616 S *	11/2014	Hughes	D7/700	
D717,604 S *	11/2014	Klinge	D7/523	
D718,576 S *	12/2014	Hinterleitner	D7/523	
D728,327 S *	5/2015	Wirth	D7/700	
D776,981 S *	1/2017	Eberhard	D7/300.2	
2005/0242102 A1 *	11/2005	Groppo	A47G 19/2205	220/669

* cited by examiner

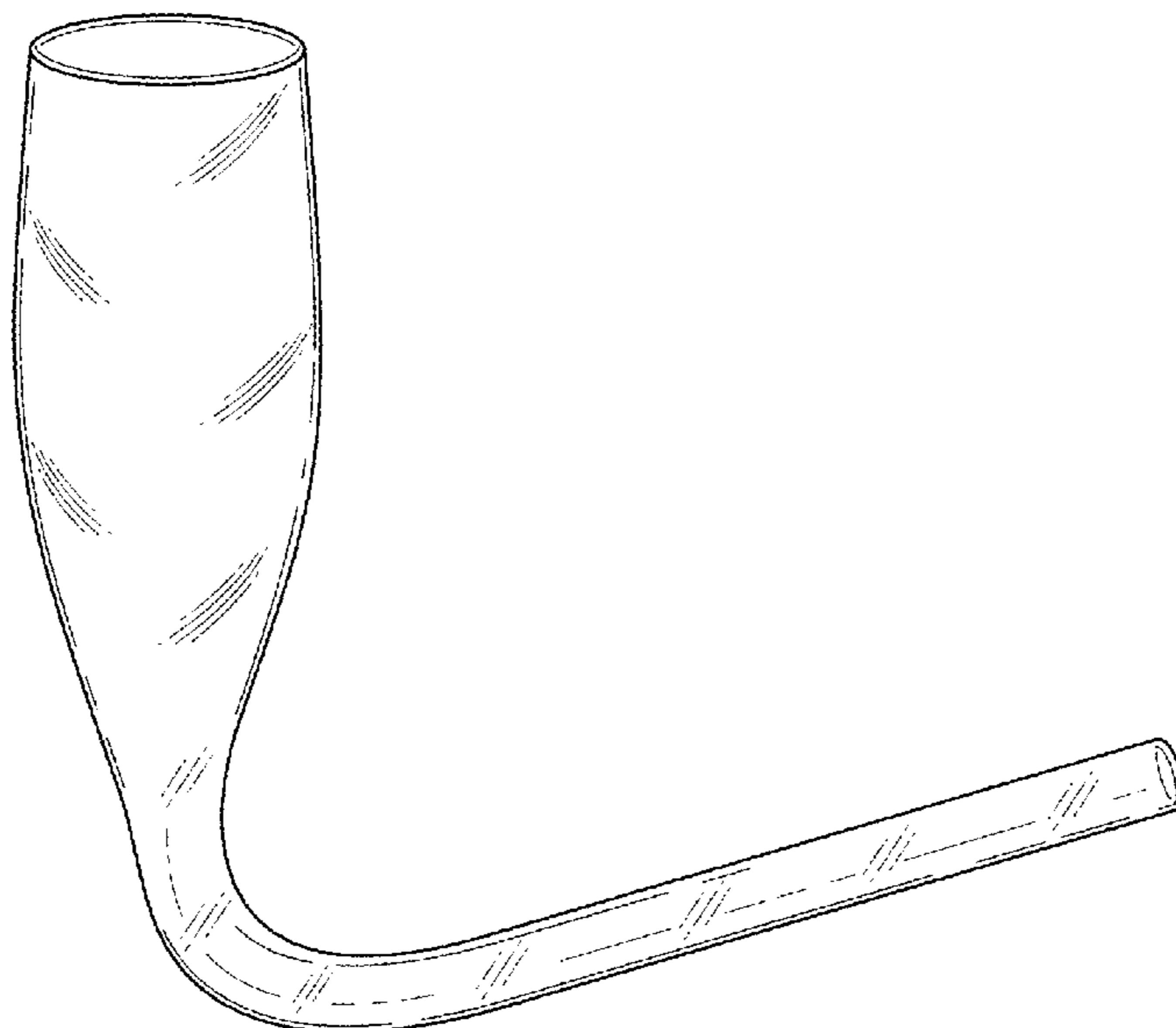
Primary Examiner — Marianne Pandozzi
Assistant Examiner — Jae Liang
 (74) *Attorney, Agent, or Firm* — Davis Wright Tremaine LLP

(57) **CLAIM**
 The ornamental design for a drinking apparatus, as shown and described.

DESCRIPTION

FIG. 1 is an environmental perspective view of a drinking apparatus showing our new design;
 FIG. 2 is a front perspective view thereof;
 FIG. 3 is a rear view thereof;
 FIG. 4 is a front view thereof;
 FIG. 5 is a right side view thereof;
 FIG. 6 is a left side view thereof;
 FIG. 7 is a top view thereof; and,
 FIG. 8 is a bottom view thereof.
 The broken lines in the drawing depict environmental subject matter only and form no part of the claimed design.

1 Claim, 3 Drawing Sheets



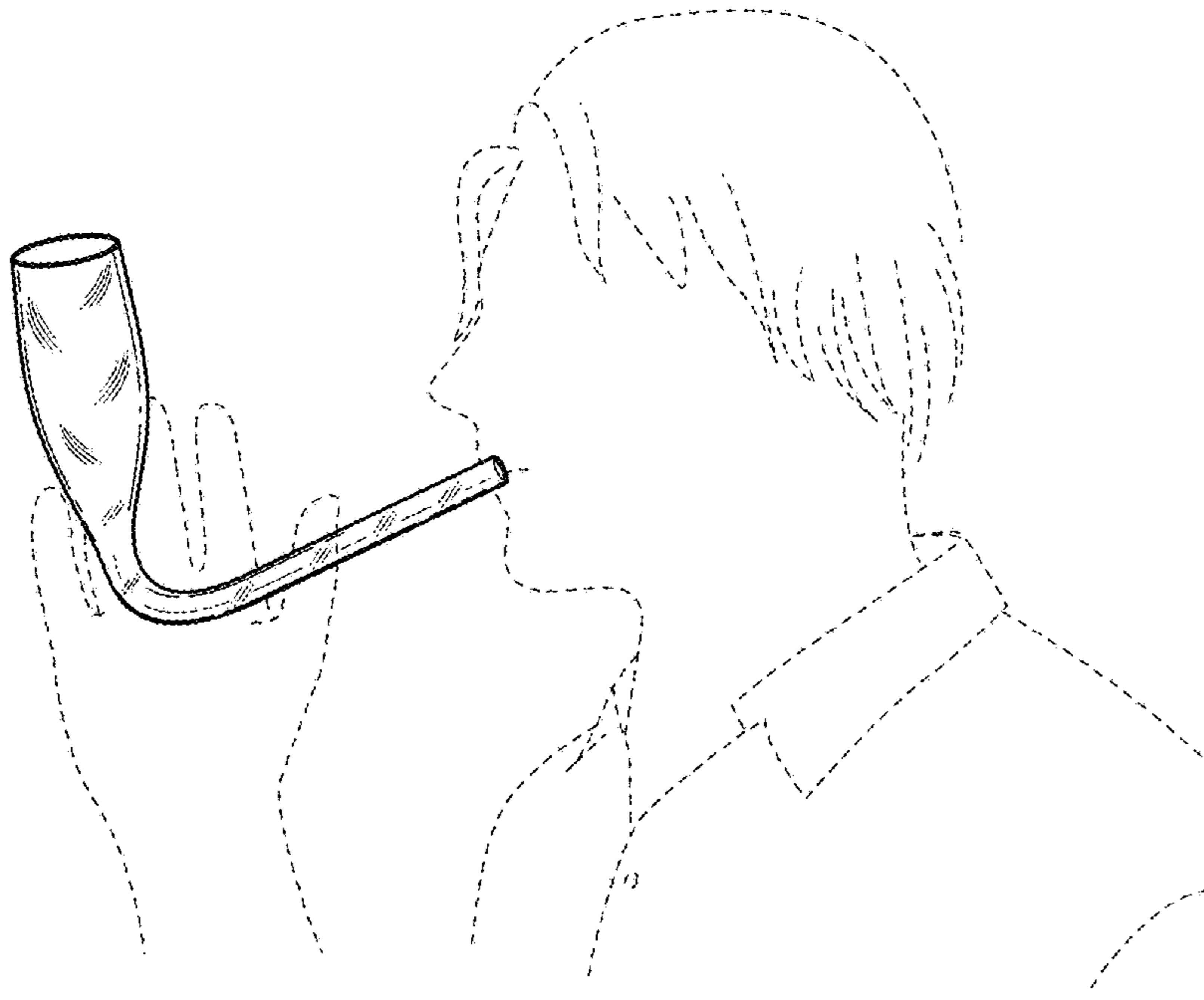


FIG. 1

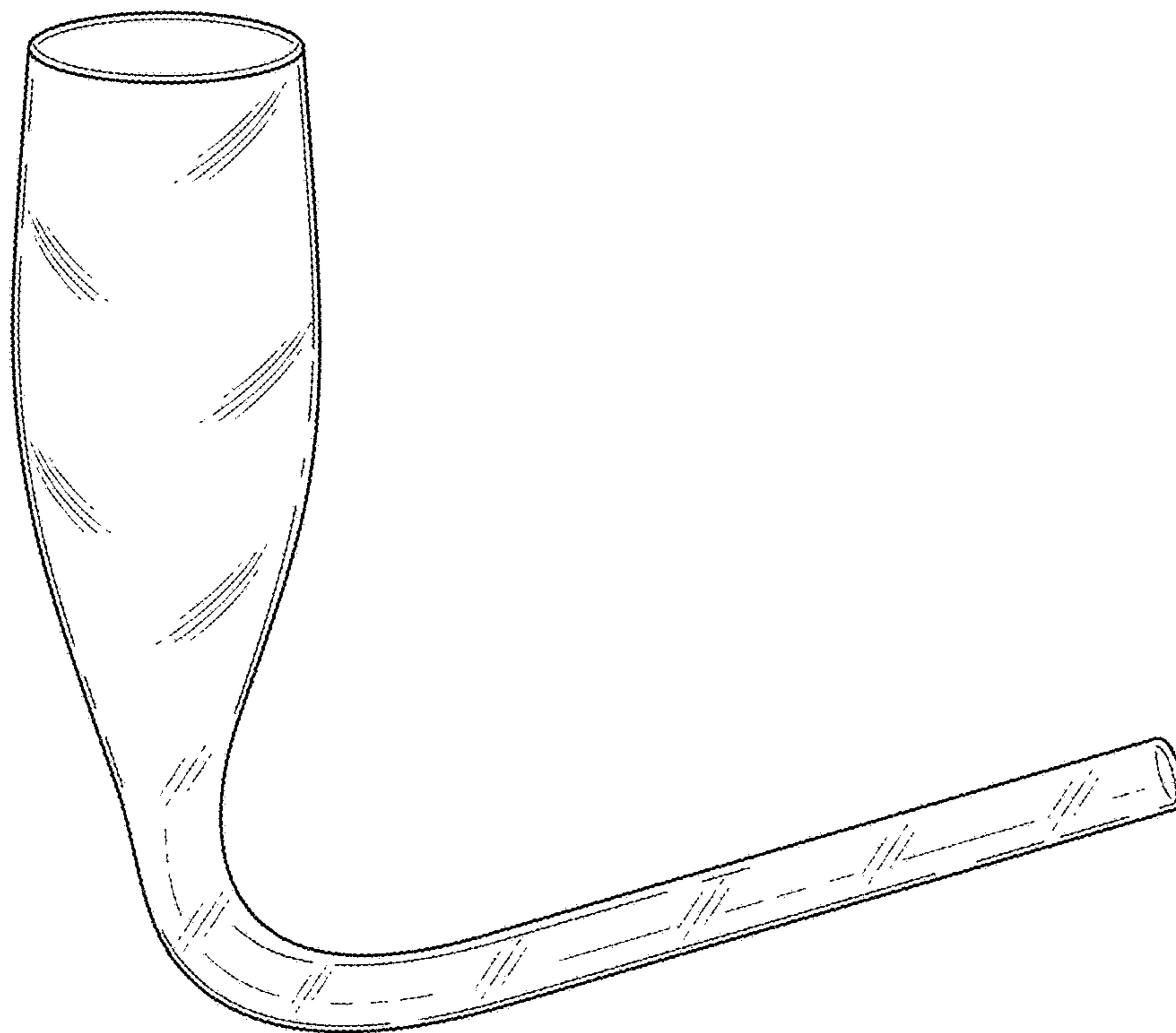


FIG. 2

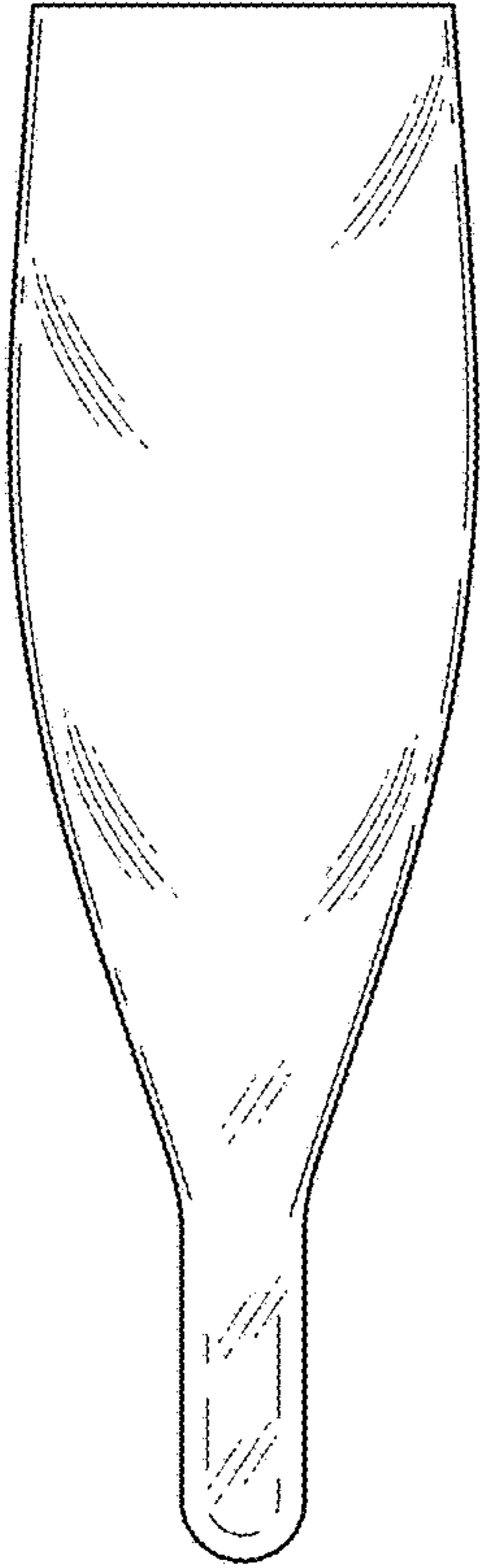


FIG. 3

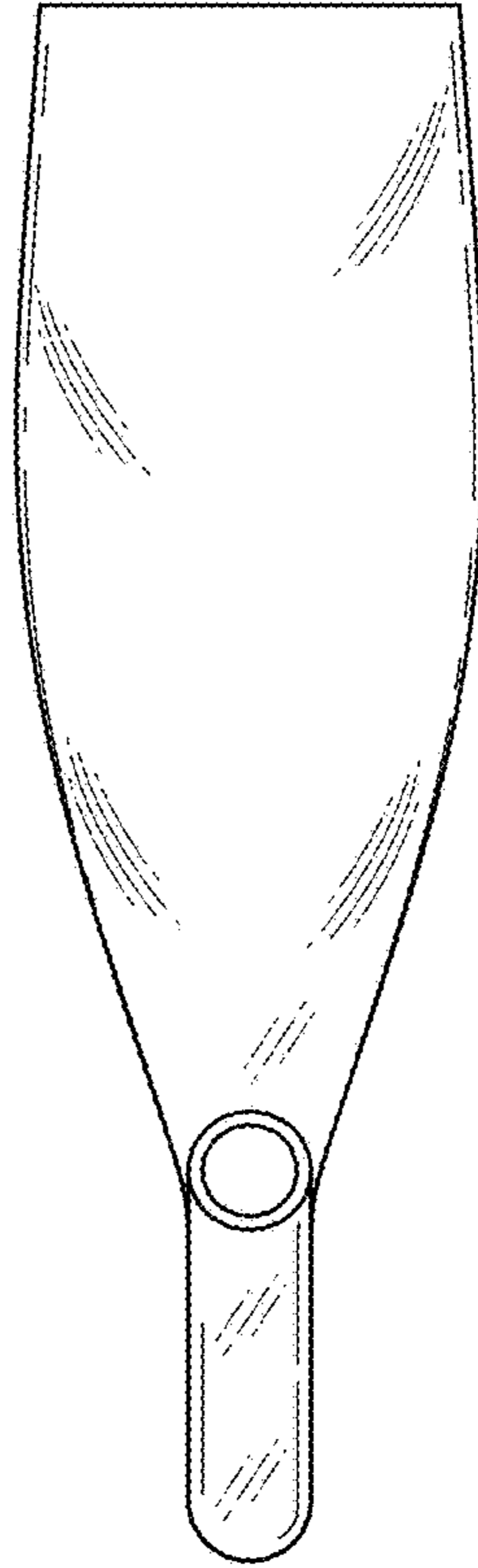


FIG. 4

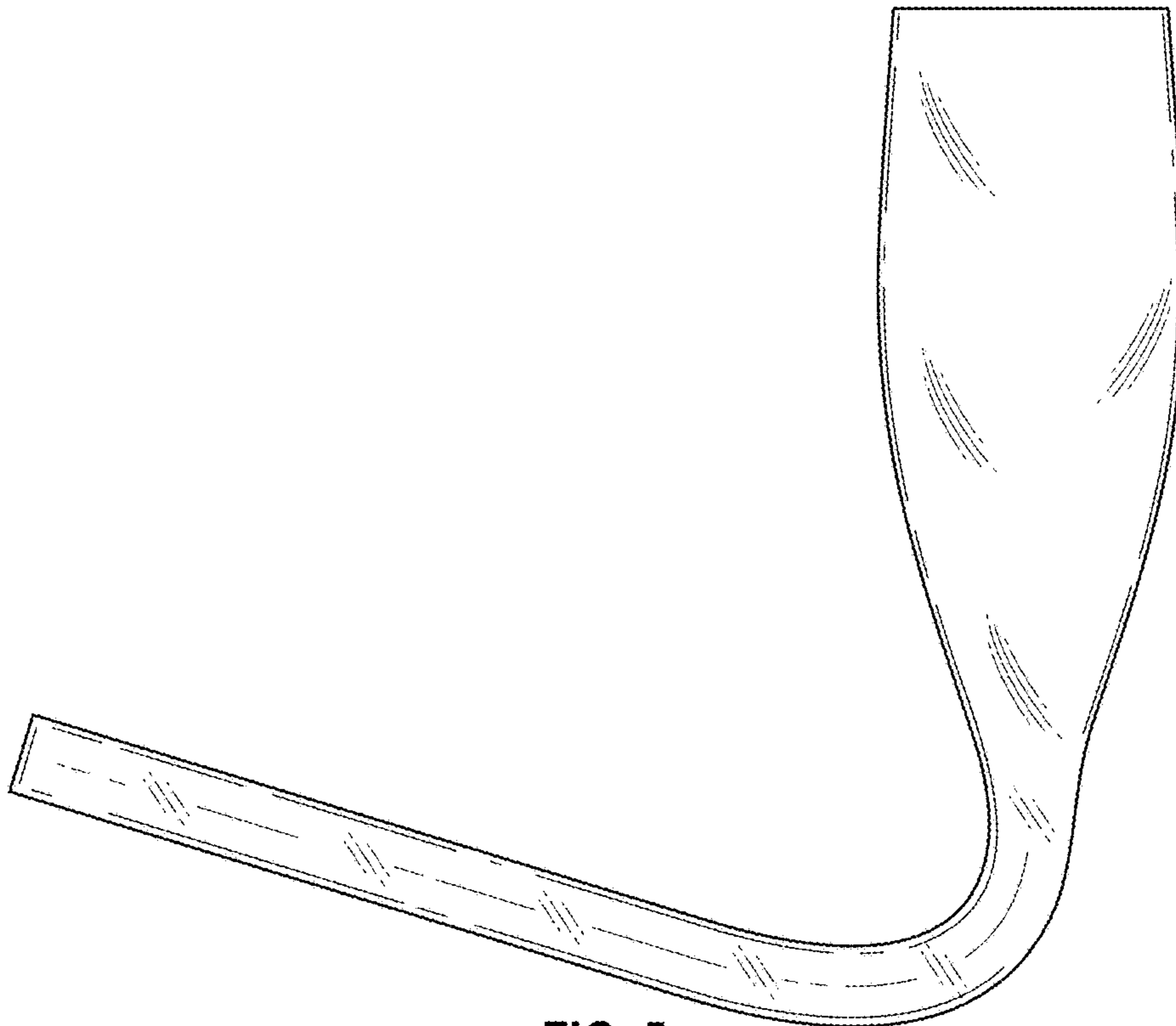


FIG. 5

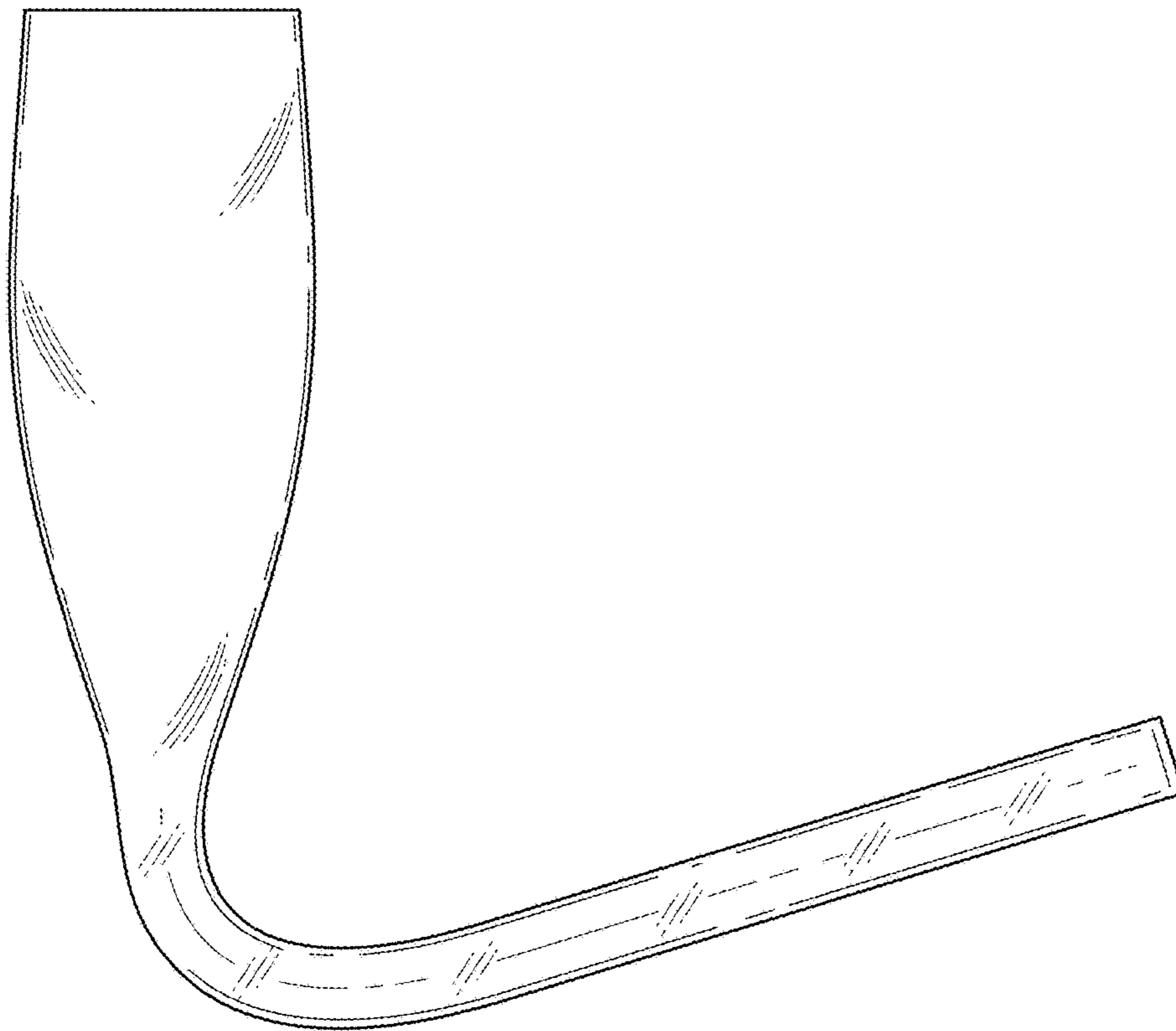


FIG. 6

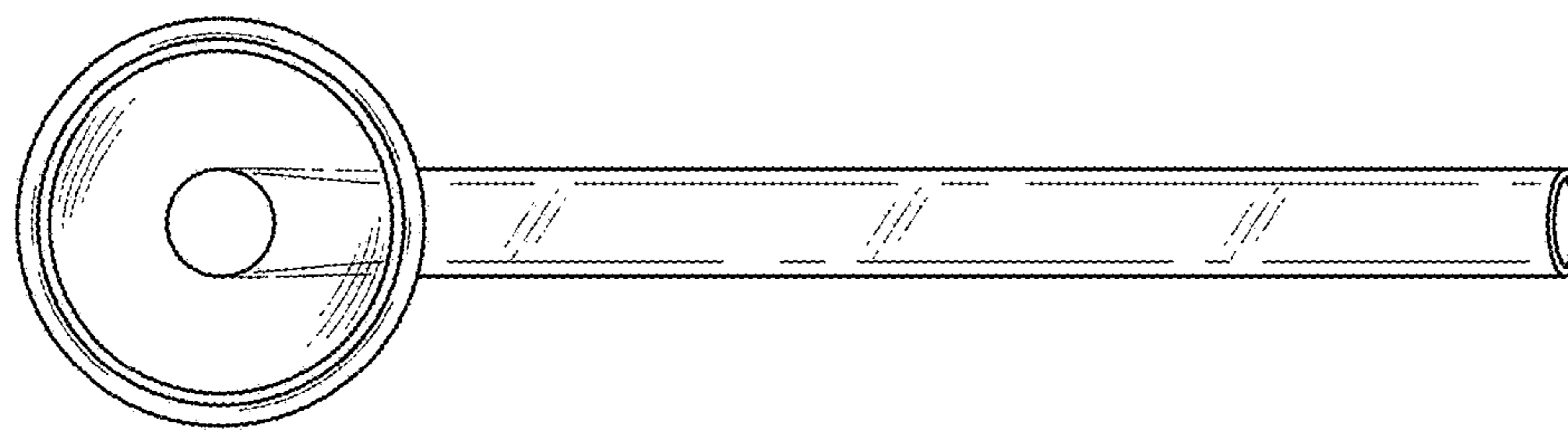


FIG. 7

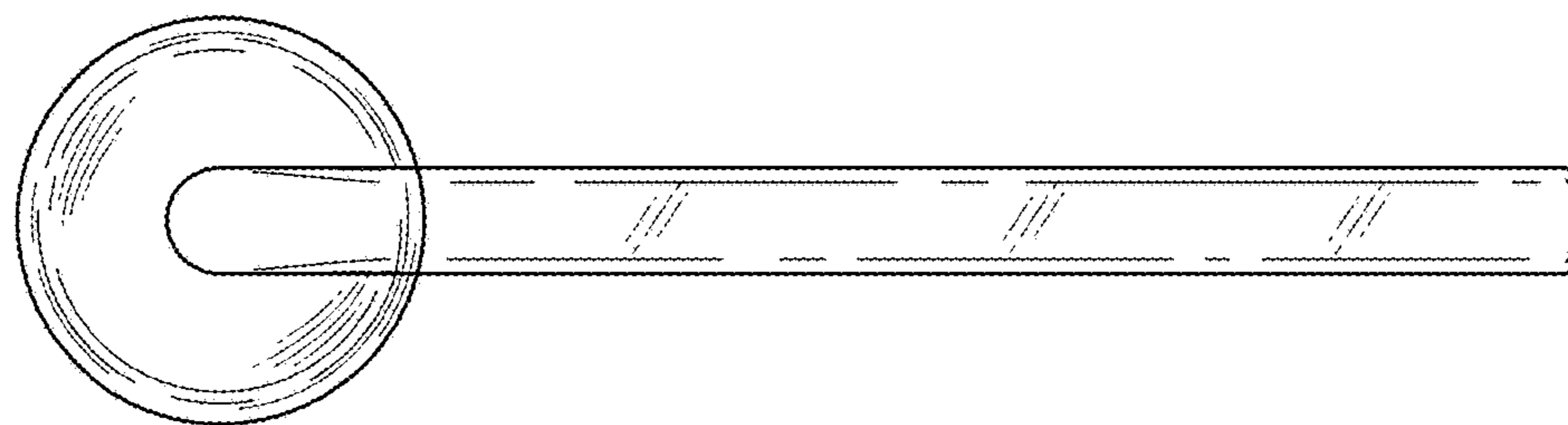


FIG. 8