



US00D795607S

(12) **United States Design Patent** (10) **Patent No.:** **US D795,607 S**
Gottschalk (45) **Date of Patent:** **** Aug. 29, 2017**

(54) **TOILET ROLL HOLDER**

(56) **References Cited**

(71) Applicant: **ILLE Papier-Service GmbH**,
Altenstadt (DE)

U.S. PATENT DOCUMENTS

(72) Inventor: **Eric Gottschalk**, Bruchkobel (DE)

D421,542 S *	3/2000	Tramontina	D6/523
D568,659 S *	5/2008	Ophardt	D6/545
D657,984 S *	4/2012	Hansen	D6/523
D669,719 S *	10/2012	Green	D6/545
D724,861 S *	3/2015	Gottschalk	D6/545
D768,405 S *	10/2016	Patterson	D6/545
D768,406 S *	10/2016	Patterson	D6/545
2004/0173635 A1 *	9/2004	Bunoz	A47K 5/1202 222/183

(73) Assignee: **ILLE PAPIER-SERVICE GMBH**,
Altenstadt (DE)

(**) Term: **15 Years**

* cited by examiner

(21) Appl. No.: **29/542,258**

Primary Examiner — Wan Laymon

(22) Filed: **Oct. 13, 2015**

Assistant Examiner — Mark Booker

(30) **Foreign Application Priority Data**

(74) *Attorney, Agent, or Firm* — Ladas & Parry LLP

Apr. 13, 2015 (EM) 002679738-0001
Apr. 13, 2015 (EM) 002679738-0002

(57) **CLAIM**

The ornamental design for a toilet roll holder, as shown and described.

(51) **LOC (10) Cl.** **23-02**

DESCRIPTION

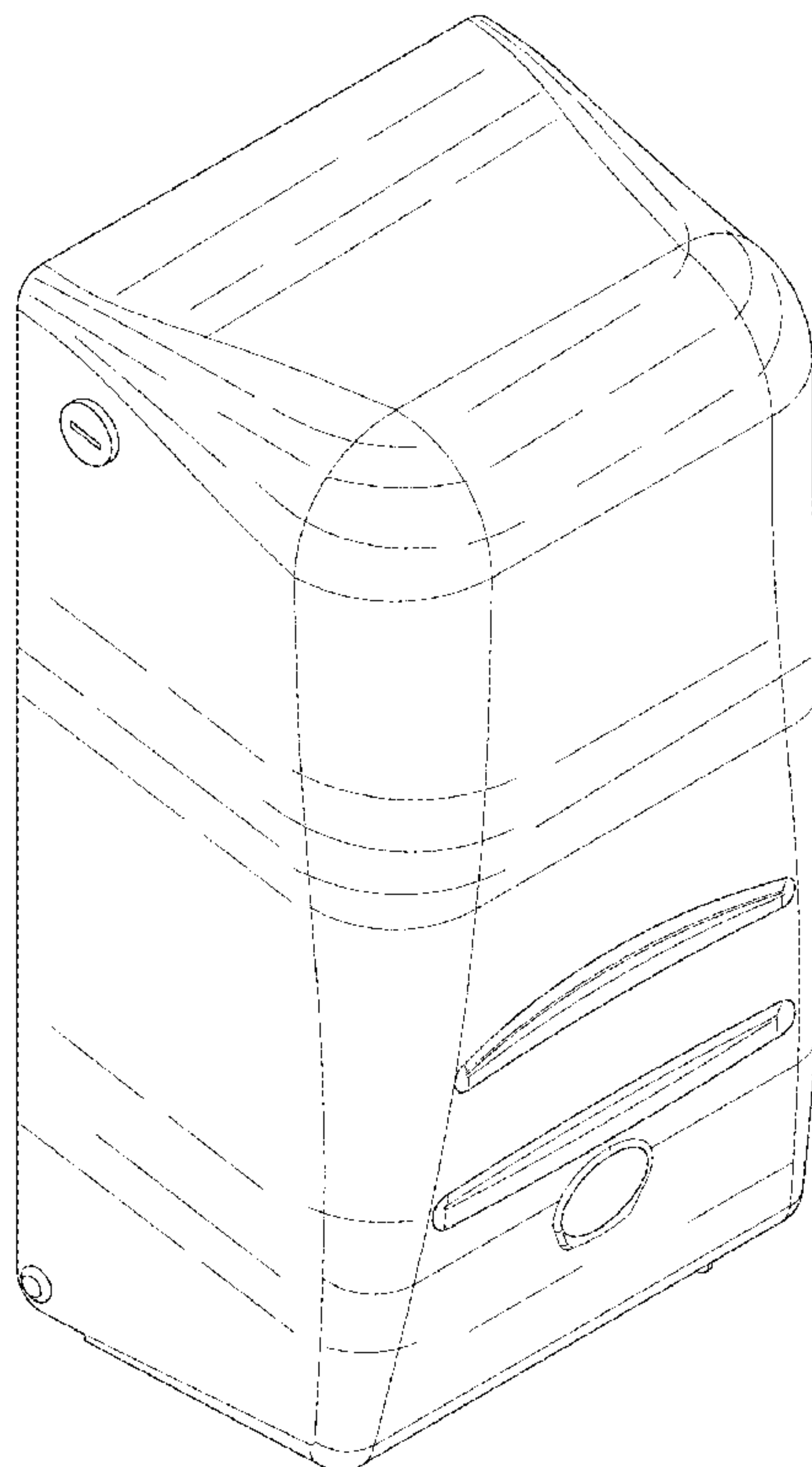
(52) **U.S. Cl.**
USPC **D6/523**

FIG. 1 is a perspective view of my new design;
FIG. 2 is a front elevational view thereof;
FIG. 3 is a left side elevational view thereof;
FIG. 4 is a right side elevational view thereof;
FIG. 5 is a top plan view thereof;
FIG. 6 is a bottom plan view thereof; and,
FIG. 7 is a rear elevational view thereof.
Those portions of the drawings shown in broken lines form no part of the claimed design.

(58) **Field of Classification Search**
USPC D6/523, 512-517, 518-522, 542, 545;
206/225, 233, 389, 391; 211/13.1, 45;
221/26, 33, 282, 283; 222/173, 180;
242/570, 590; 248/309.1, 309.2, 905
CPC A47K 10/38; A47K 10/22; A47K 10/16;
A47K 2010/326; A47K 10/32

See application file for complete search history.

1 Claim, 7 Drawing Sheets



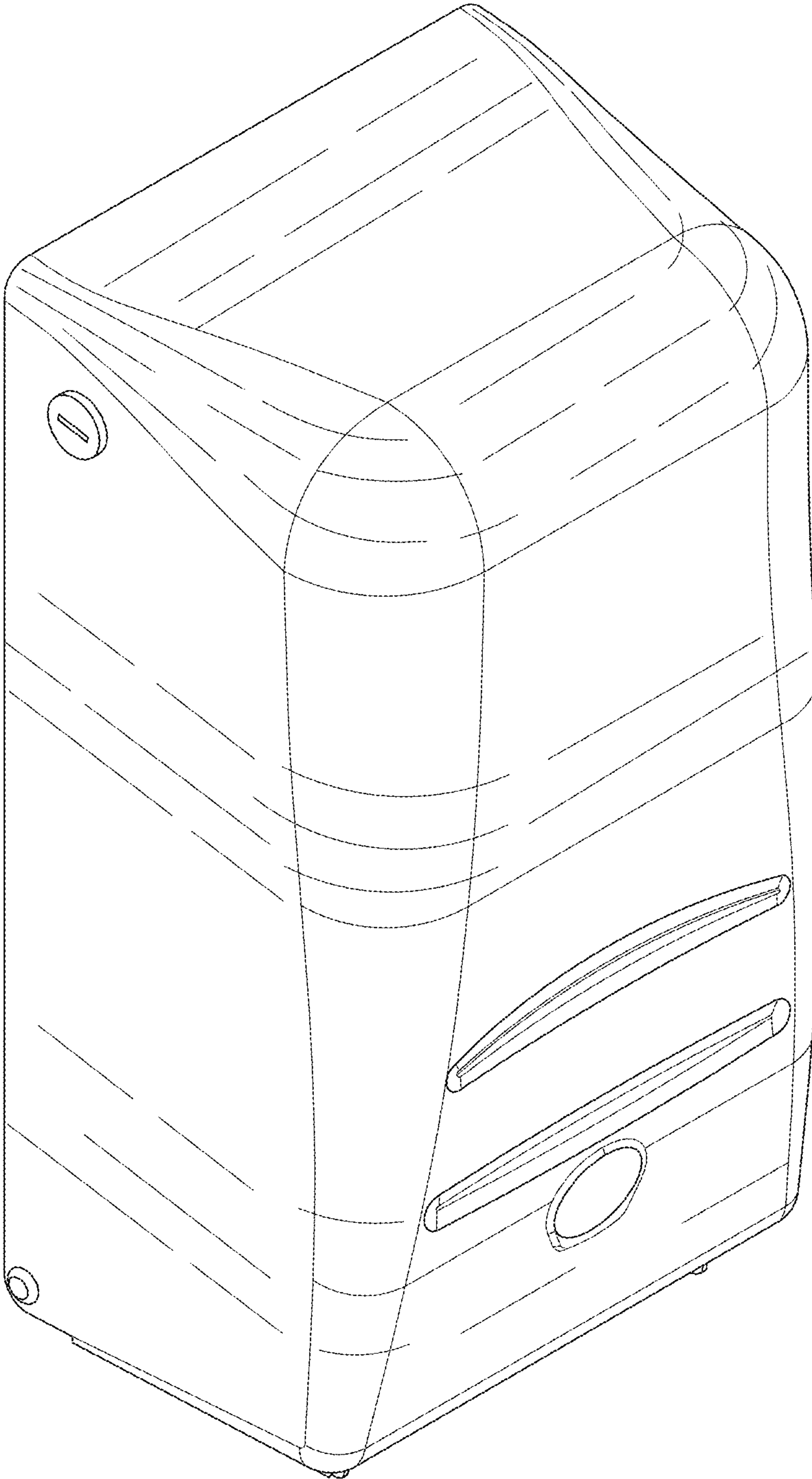


FIG. 1




FIG. 2

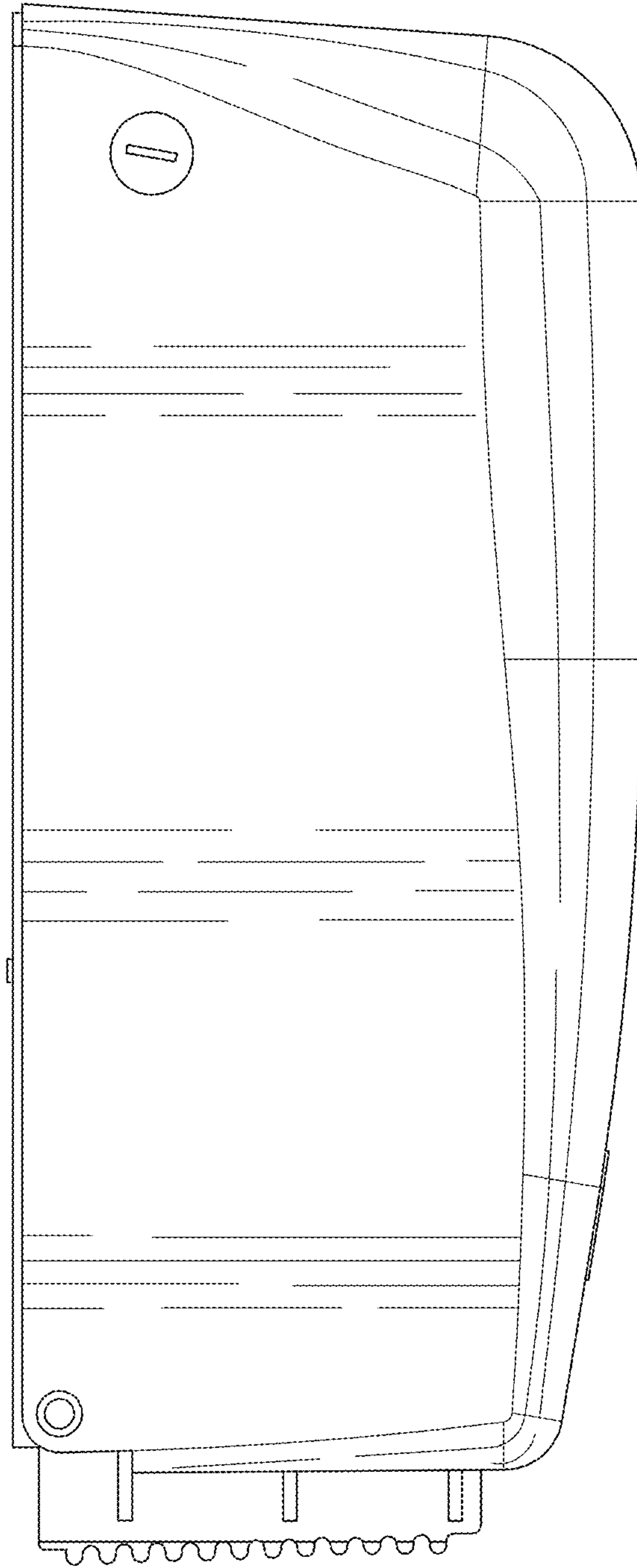


FIG. 3

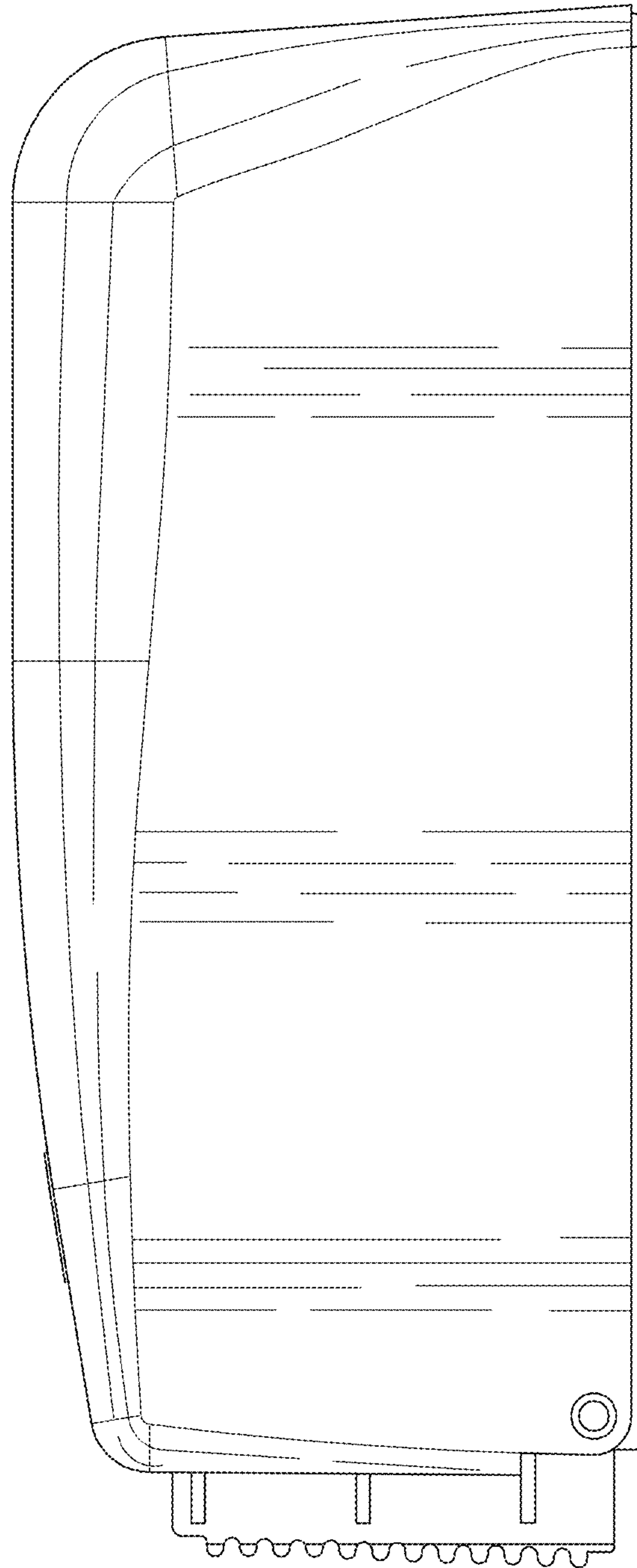


FIG. 4

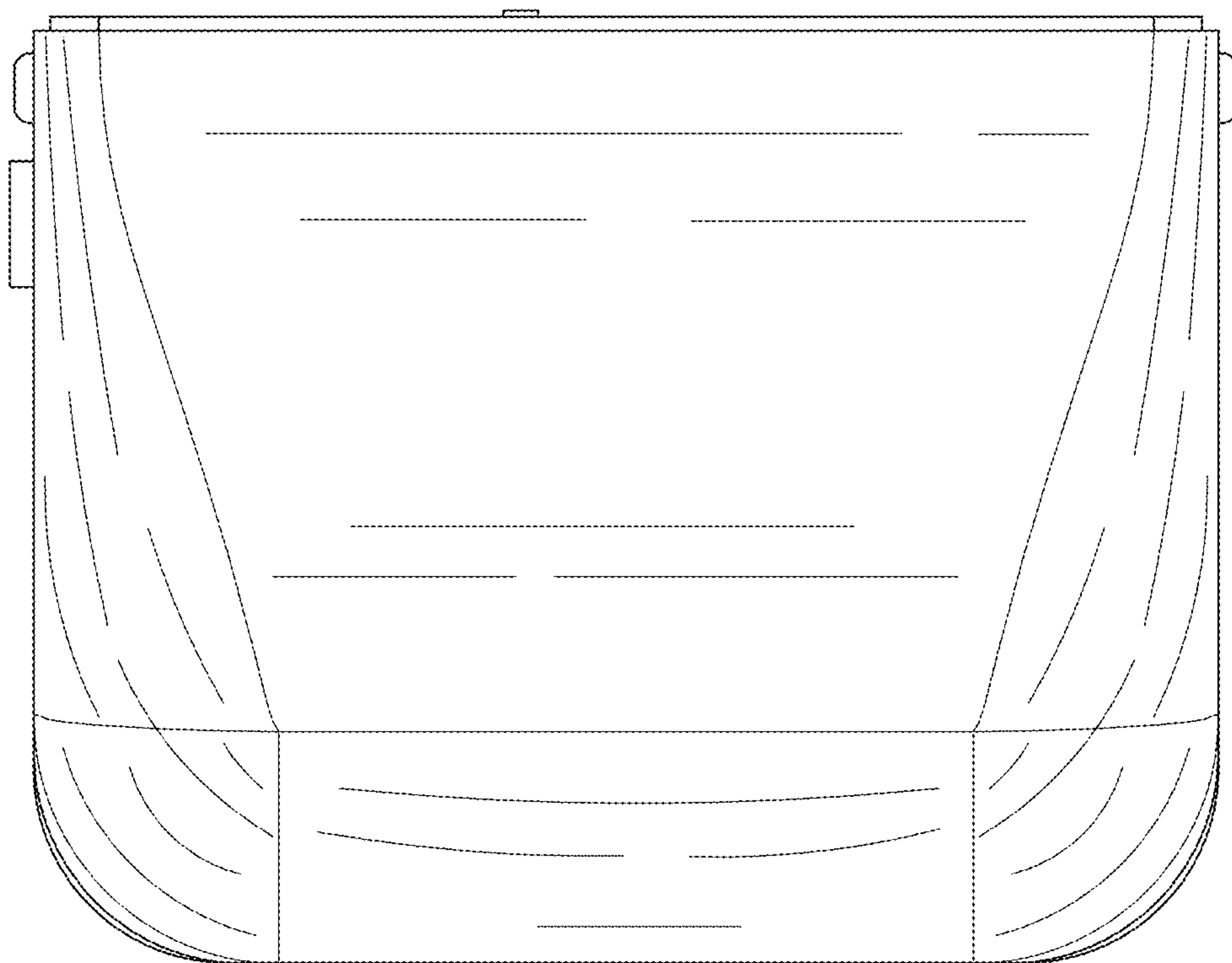


FIG. 5

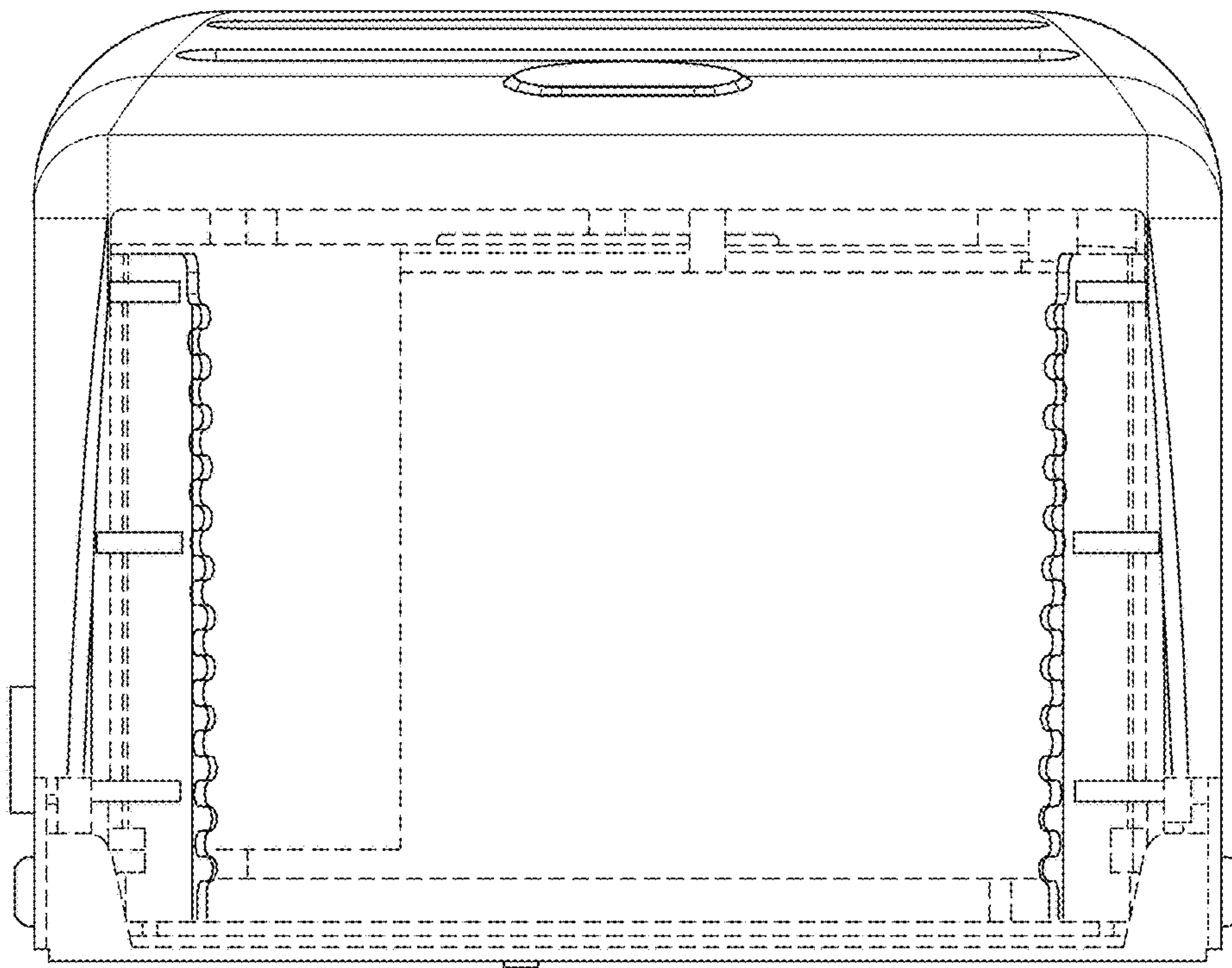


FIG. 6




FIG. 7