

US00D795604S

(12) **United States Design Patent**
Webb

(10) **Patent No.:** **US D795,604 S**

(45) **Date of Patent:** **** Aug. 29, 2017**

(54) **FURNITURE**

(71) Applicant: **Roger Webb**, London (GB)

(72) Inventor: **Roger Webb**, London (GB)

(**) Term: **15 Years**

(21) Appl. No.: **29/552,084**

(22) Filed: **Jan. 20, 2016**

(30) **Foreign Application Priority Data**

Jul. 24, 2015 (EM) 001437537

(51) **LOC (10) Cl.** **06-01**

(52) **U.S. Cl.**

USPC **D6/381**

(58) **Field of Classification Search**

USPC D6/334, 335, 336, 360, 361, 367, 368,

D6/371-375, 379-381, 716, 716.1-716.8

CPC A47C 17/00; A47C 17/02; A47C 17/04;

A47C 17/045; A47C 17/12; A47C

17/175; A47C 15/002

See application file for complete search history.

(56) **References Cited**

U.S. PATENT DOCUMENTS

D178,046 S *	6/1956	Frey	D6/336
D182,995 S *	6/1958	Frey	D6/336
D182,996 S *	6/1958	Frey	D6/336
D192,495 S *	4/1962	Pink	D6/336
D219,143 S *	11/1970	Chapin	D6/336
D247,595 S *	3/1978	Corson	D6/381
D256,297 S *	8/1980	Gera	D6/336
D270,403 S *	9/1983	Matthias	D6/378
D279,237 S *	6/1985	Balonick	D6/335
D289,239 S *	4/1987	Raftery	D6/381
D289,950 S *	5/1987	Offredi	D6/381
D327,374 S *	6/1992	Perez	D6/335
D339,243 S *	9/1993	Durling	D6/336

D356,896 S *	4/1995	Durling	D6/335
D359,394 S *	6/1995	Durling	D6/335
D360,310 S *	7/1995	Stamberg	D6/334
D360,311 S *	7/1995	Stamberg	D6/334
D448,946 S *	10/2001	Goetz	D6/381
6,447,067 B1 *	9/2002	Williams	A47C 4/021 297/184.11
D476,819 S *	7/2003	Williams	D6/334
D480,883 S *	10/2003	Williams	D6/334
D482,535 S *	11/2003	Williams	D6/334
D485,086 S *	1/2004	Gomez	D6/381
D544,233 S *	6/2007	Hutton	D6/378
D559,003 S *	1/2008	Lissoni	D6/381
D560,919 S *	2/2008	Simons, Jr.	D6/381
D562,021 S *	2/2008	Smith	D6/381
D567,526 S *	4/2008	Williams	D6/381
7,648,197 B1 *	1/2010	Delmestri	A47C 17/16 297/63
D671,333 S *	11/2012	Metcalf	D6/378
D675,458 S *	2/2013	Martin	D6/381
D680,762 S *	4/2013	Nagata	D6/335
D698,177 S *	1/2014	Nguyen	D6/381

(Continued)

Primary Examiner — Deanna L Pratt

(74) *Attorney, Agent, or Firm* — The Belles Group, P.C.

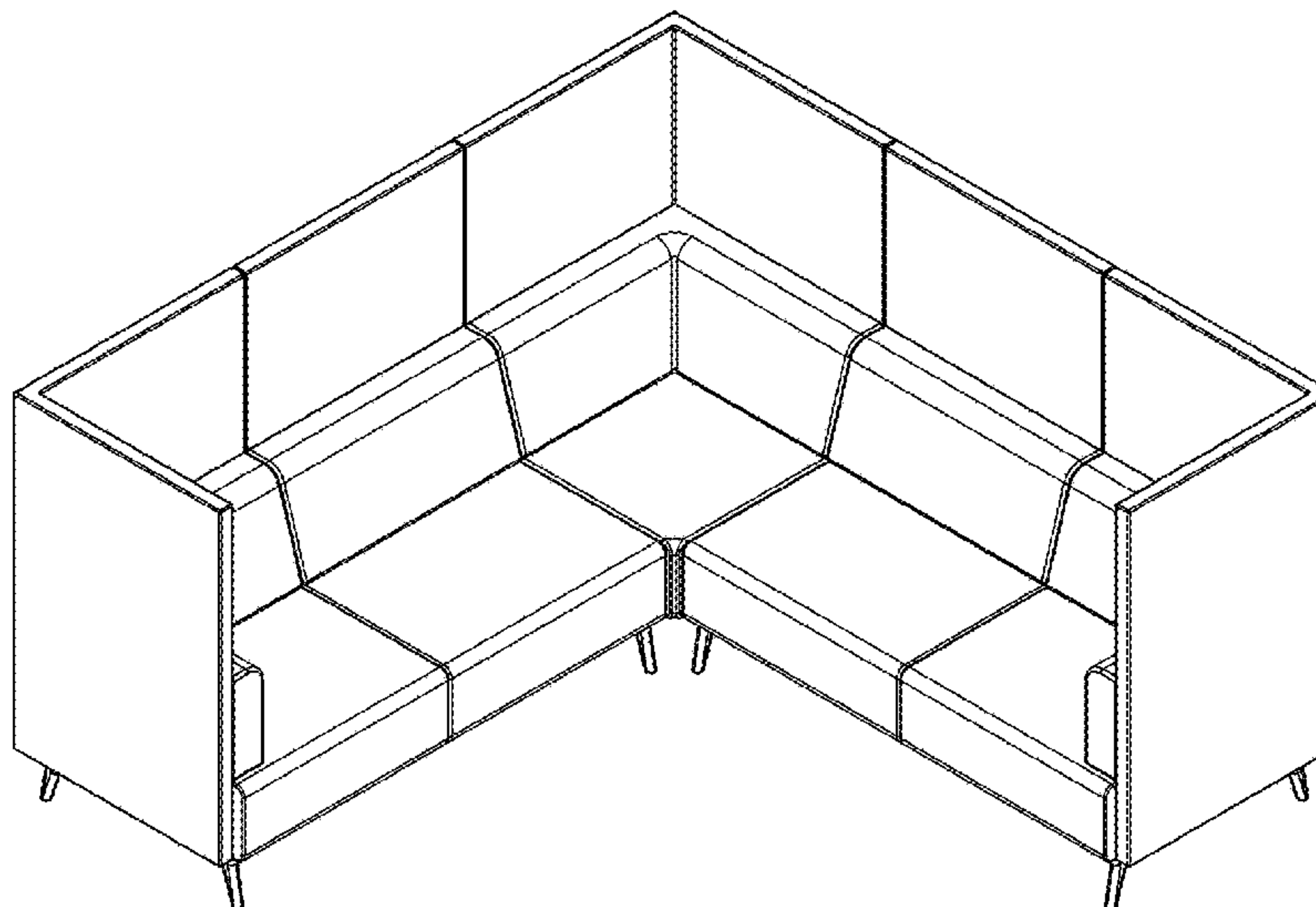
(57) **CLAIM**

I claim the ornamental design for furniture, as shown and described.

DESCRIPTION

FIG. 1 is a front perspective view of furniture showing my new design;
FIG. 2 is a rear perspective view thereof;
FIG. 3 is a front view thereof;
FIG. 4 is a rear view thereof;
FIG. 5 is a right-side view thereof;
FIG. 6 is a left-side view thereof;
FIG. 7 is a top view thereof; and,
FIG. 8 is a bottom view thereof.

1 Claim, 8 Drawing Sheets



(56)

References Cited

U.S. PATENT DOCUMENTS

D698,178 S *	1/2014	Nguyen	D6/381
D698,179 S *	1/2014	Nguyen	D6/381
D698,564 S *	2/2014	Behar	D6/381
D740,039 S *	10/2015	Bouroullec	D6/335
D753,927 S *	4/2016	Webb	D6/378
D753,928 S *	4/2016	Webb	D6/378
D758,776 S *	6/2016	McKenna	D6/717
D758,777 S *	6/2016	McKenna	D6/717
2005/0140184 A1 *	6/2005	Williams	A47C 13/00 297/135

* cited by examiner

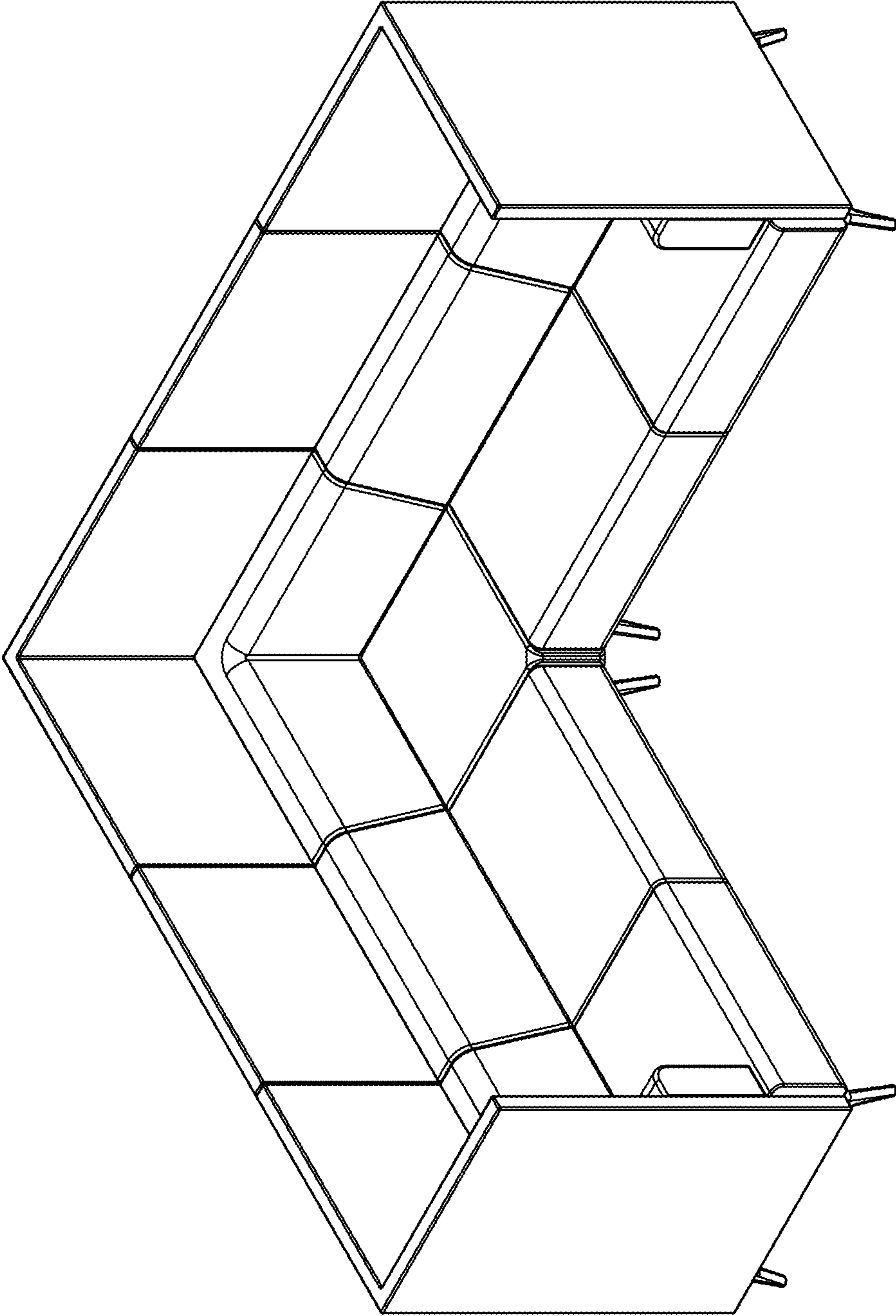


FIG. 1

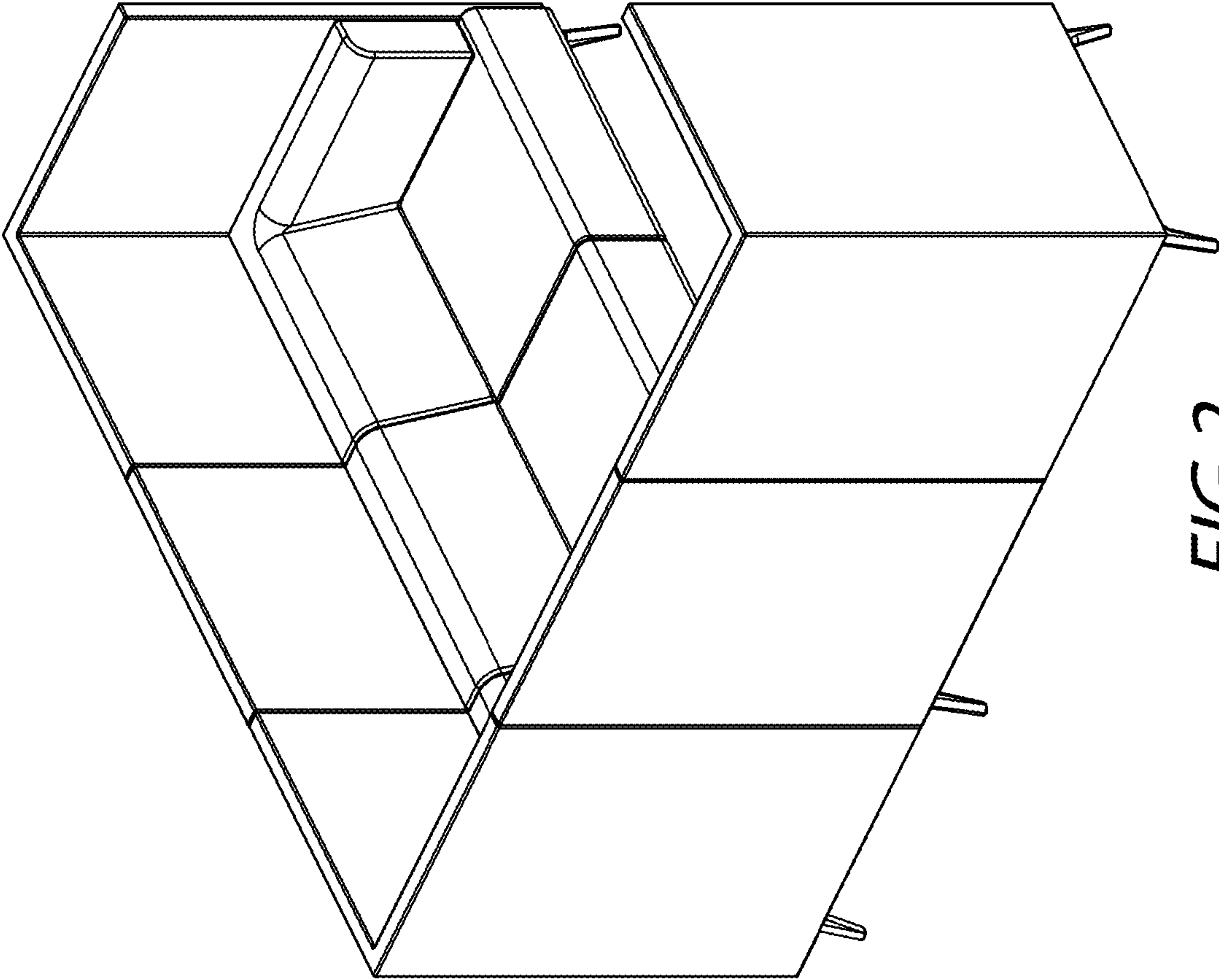


FIG.2

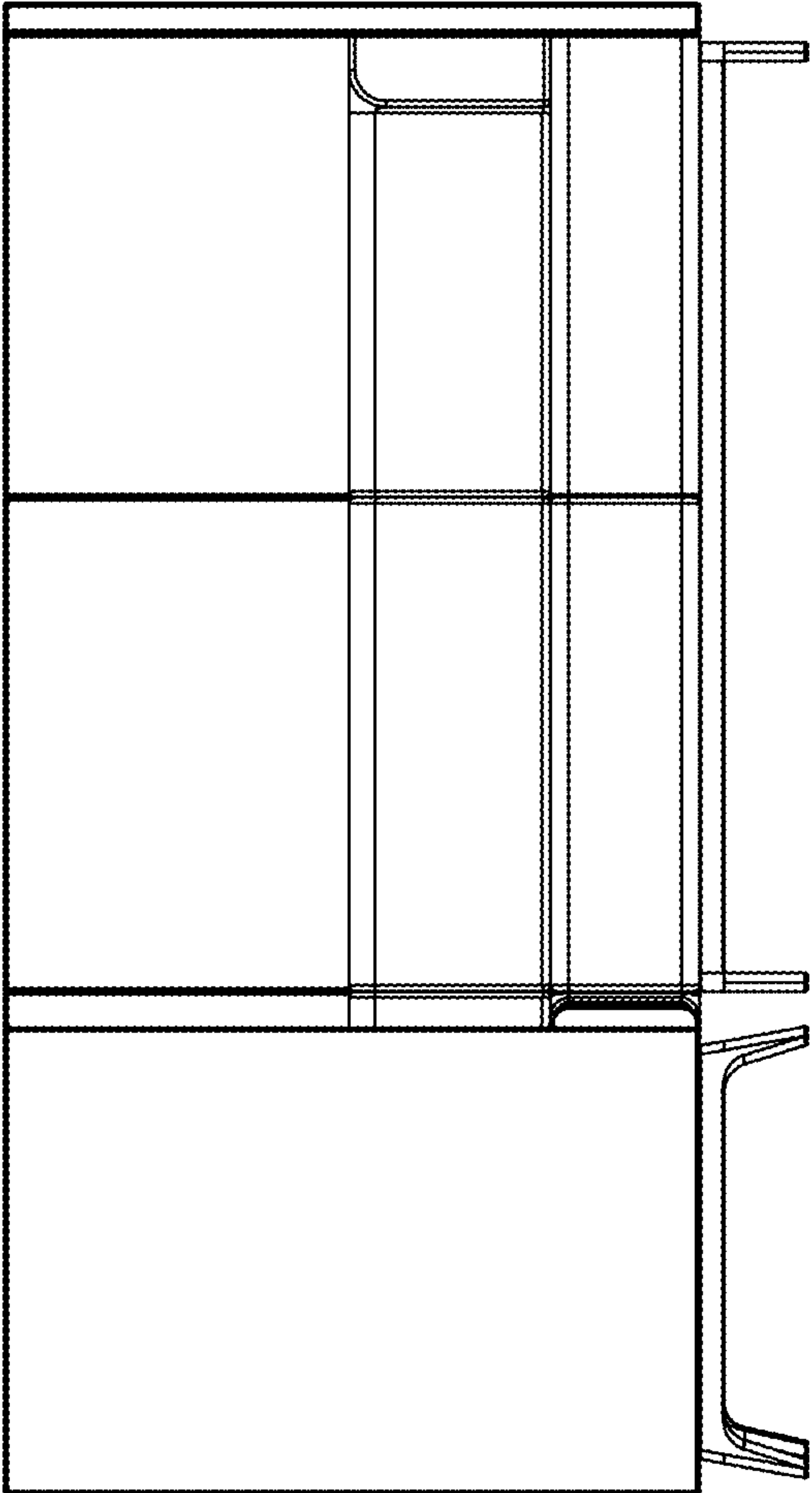


FIG.3




FIG.4

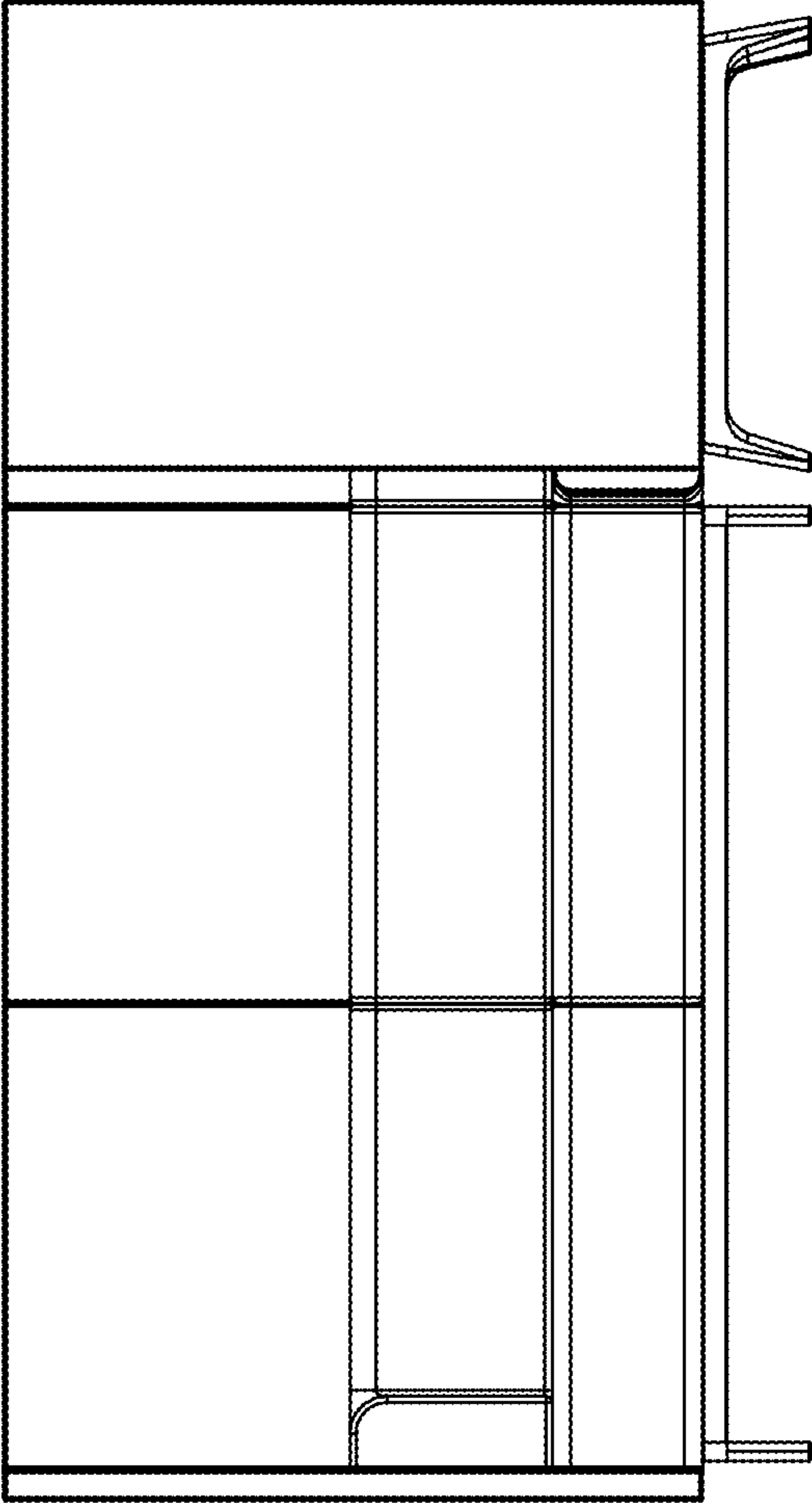


FIG.5

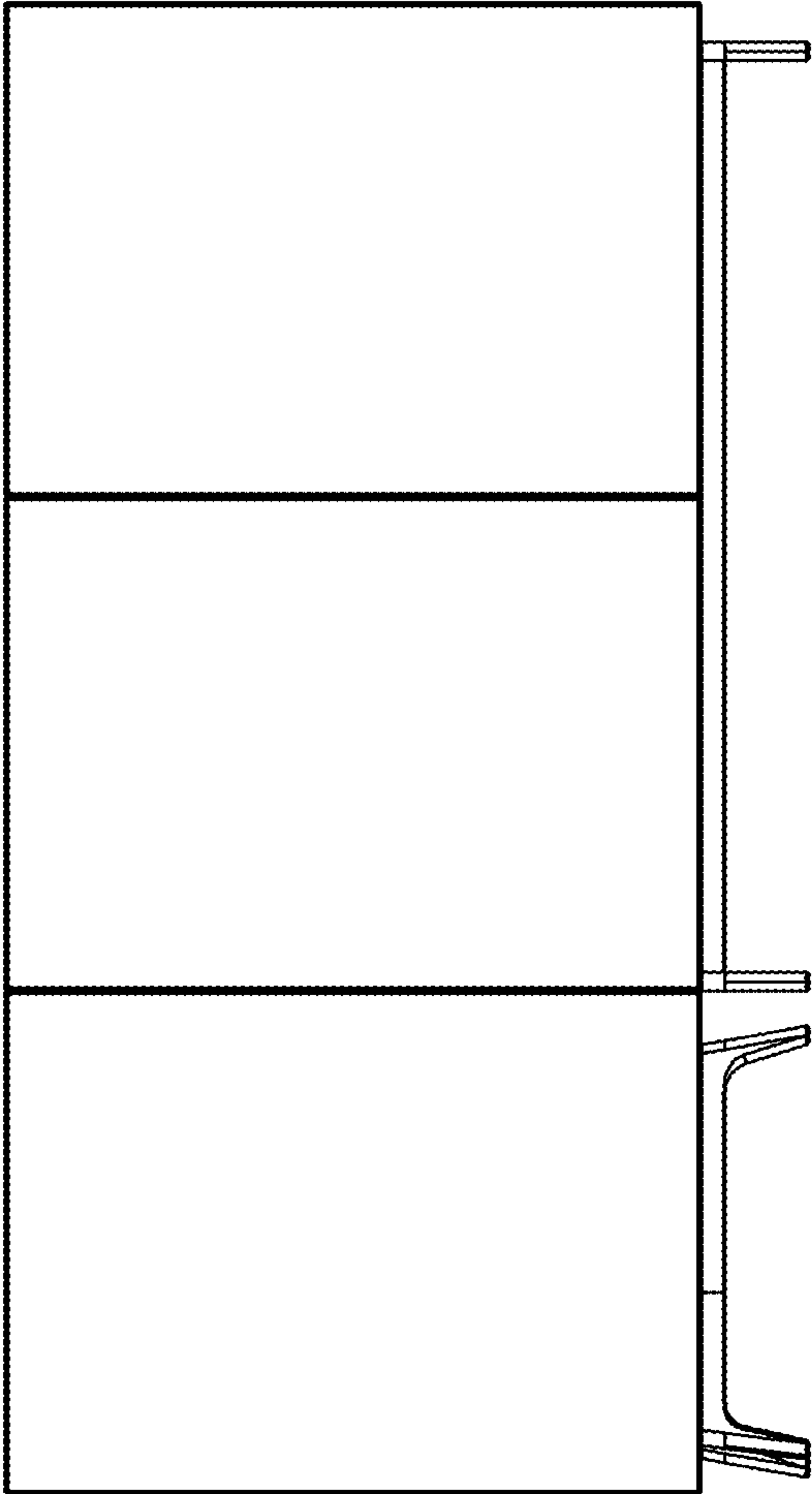


FIG.6

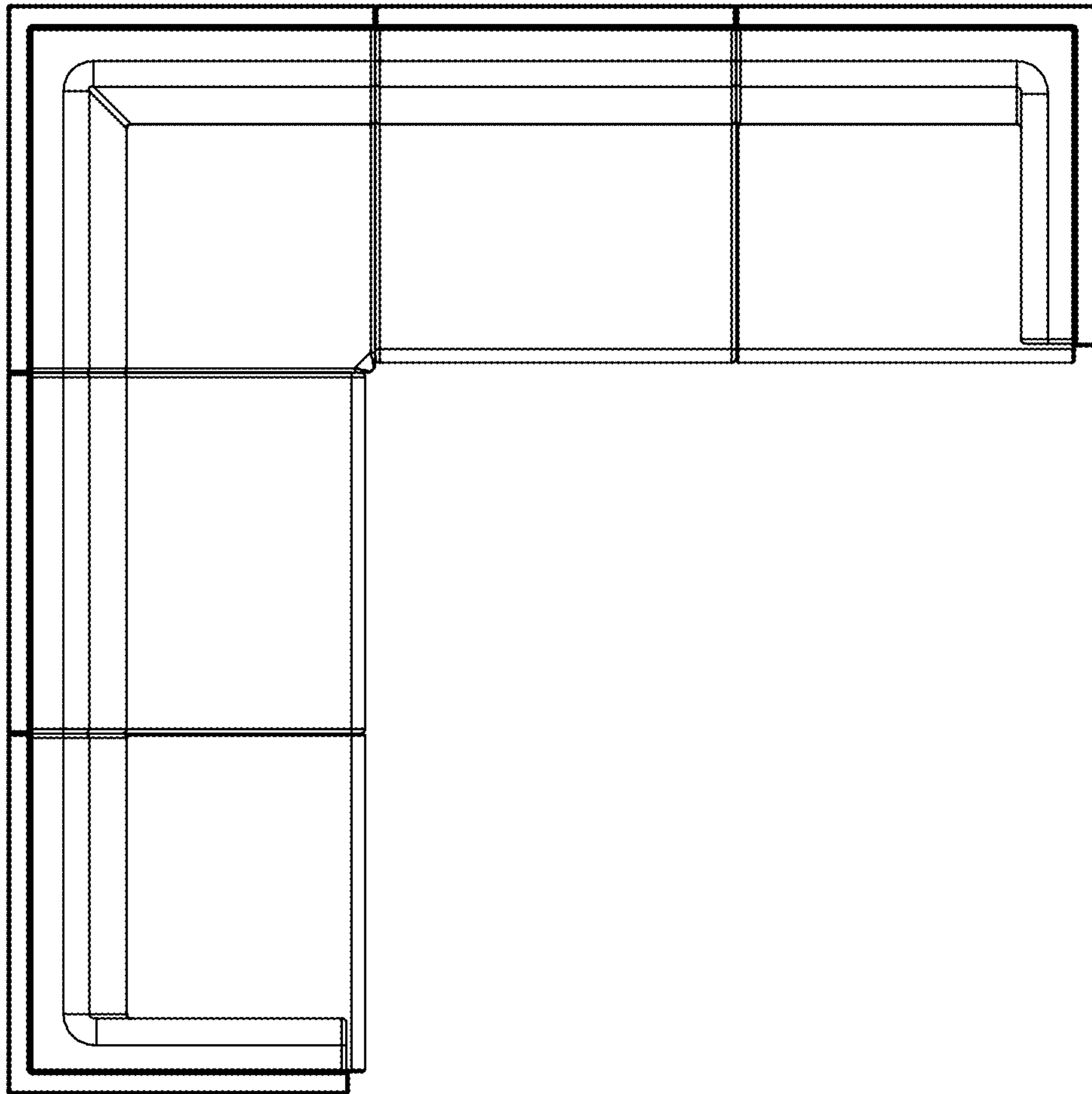


FIG. 7

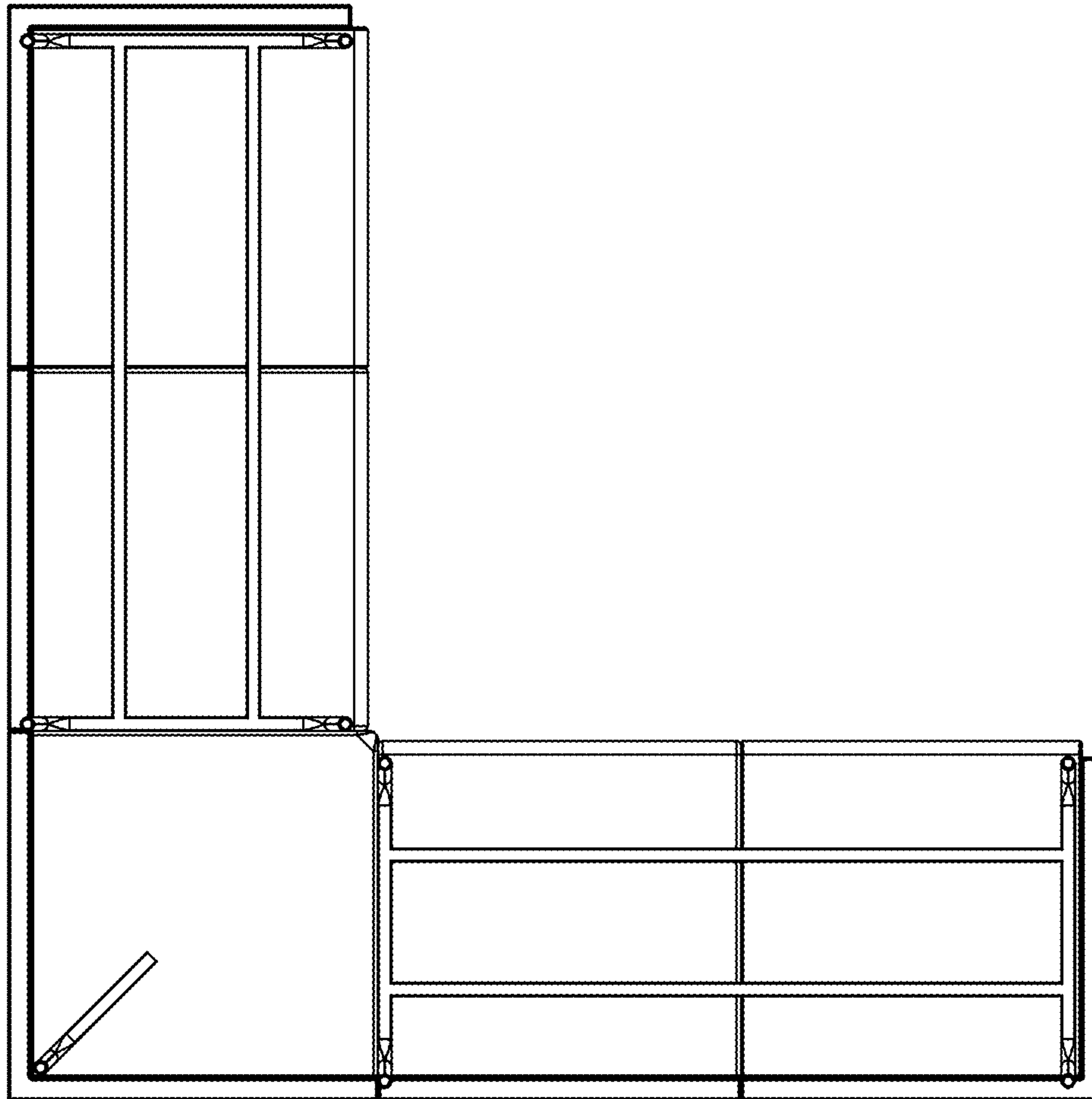


FIG.8