



US00D795553S

(12) **United States Design Patent** (10) **Patent No.:** **US D795,553 S**  
**Weddle** (45) **Date of Patent:** **\*\* Aug. 29, 2017**

- (54) **GOLF SHOE UPPER**
- (71) Applicant: **Acushnet Company**, Fairhaven, MA (US)
- (72) Inventor: **Daren S. Weddle**, Norwell, MA (US)
- (73) Assignee: **Acushnet Company**, Fairhaven, MA (US)
- (\*\*) Term: **15 Years**
- (21) Appl. No.: **29/540,183**
- (22) Filed: **Sep. 22, 2015**
- (51) **LOC (10) Cl.** ..... **02-04**
- (52) **U.S. Cl.**  
USPC ..... **D2/969**; D2/902
- (58) **Field of Classification Search**  
USPC ..... D2/896, 902-908, 923, 946, 969,  
D2/972-974  
CPC ..... A43B 5/001-5/025; A43B 5/06  
See application file for complete search history.

8,413,352 B2 \* 4/2013 Watkins ..... A43B 5/001  
15/227  
D722,758 S 2/2015 Lane et al.  
D735,975 S \* 8/2015 Lane, III ..... D2/906

\* cited by examiner

*Primary Examiner* — Holly Baynham  
*Assistant Examiner* — Rashida C Walshon  
(74) *Attorney, Agent, or Firm* — Daniel W. Sullivan

(57) **CLAIM**

The ornamental design for a golf shoe upper, as shown and described.

**DESCRIPTION**

FIG. 1 is a top perspective view of the golf shoe upper of this invention;  
FIG. 2 is a top plan view of the golf shoe upper of this invention;  
FIG. 3 is a lateral side elevation view of the golf shoe upper of this invention;  
FIG. 4 is a medial side elevation view of the golf shoe upper of this invention;  
FIG. 5 is a bottom plan view of the golf shoe upper of this invention;  
FIG. 6 is a front elevation view of the golf shoe upper of this invention; and,  
FIG. 7 is a rear elevation view of the golf shoe upper of this invention.  
In FIGS. 1-7, the thicker, heavier weight broken lines on the top surface of the shoe represent thread stitching. The thinner, lighter weight broken lines showing a FJ logo and circular knob form no part of the claimed design. Also, the different stippling shown on the top surface of the shoe indicates a contrast in appearance. The broken lines on the bottom surface of the shoe showing a shoe outsole including cleats form no part of the claimed design.

**1 Claim, 5 Drawing Sheets**

(56) **References Cited**

U.S. PATENT DOCUMENTS

D560,340 S *	1/2008	Lane, III	.....	D2/969
D560,342 S *	1/2008	Lane, III	.....	D2/969
D571,992 S *	7/2008	Robinson, Jr.	.....	D2/969
D571,996 S *	7/2008	Lane, III	.....	D2/969
D603,597 S	11/2009	Bacon		
D603,598 S *	11/2009	Bacon	.....	D2/969
D604,034 S *	11/2009	Bacon	.....	D2/969
D628,783 S *	12/2010	Mochen	.....	D2/969
D628,785 S	12/2010	Feeney et al.		
D633,702 S	3/2011	Mochen et al.		
D654,680 S *	2/2012	Mochen	.....	D2/906
D656,306 S	3/2012	Bacon		
D656,307 S	3/2012	Feeney et al.		
D663,936 S *	7/2012	Lane	.....	D2/906
D666,404 S	9/2012	Shaffer		
D667,625 S	9/2012	Shaffer		
D672,132 S	12/2012	Shaffer		

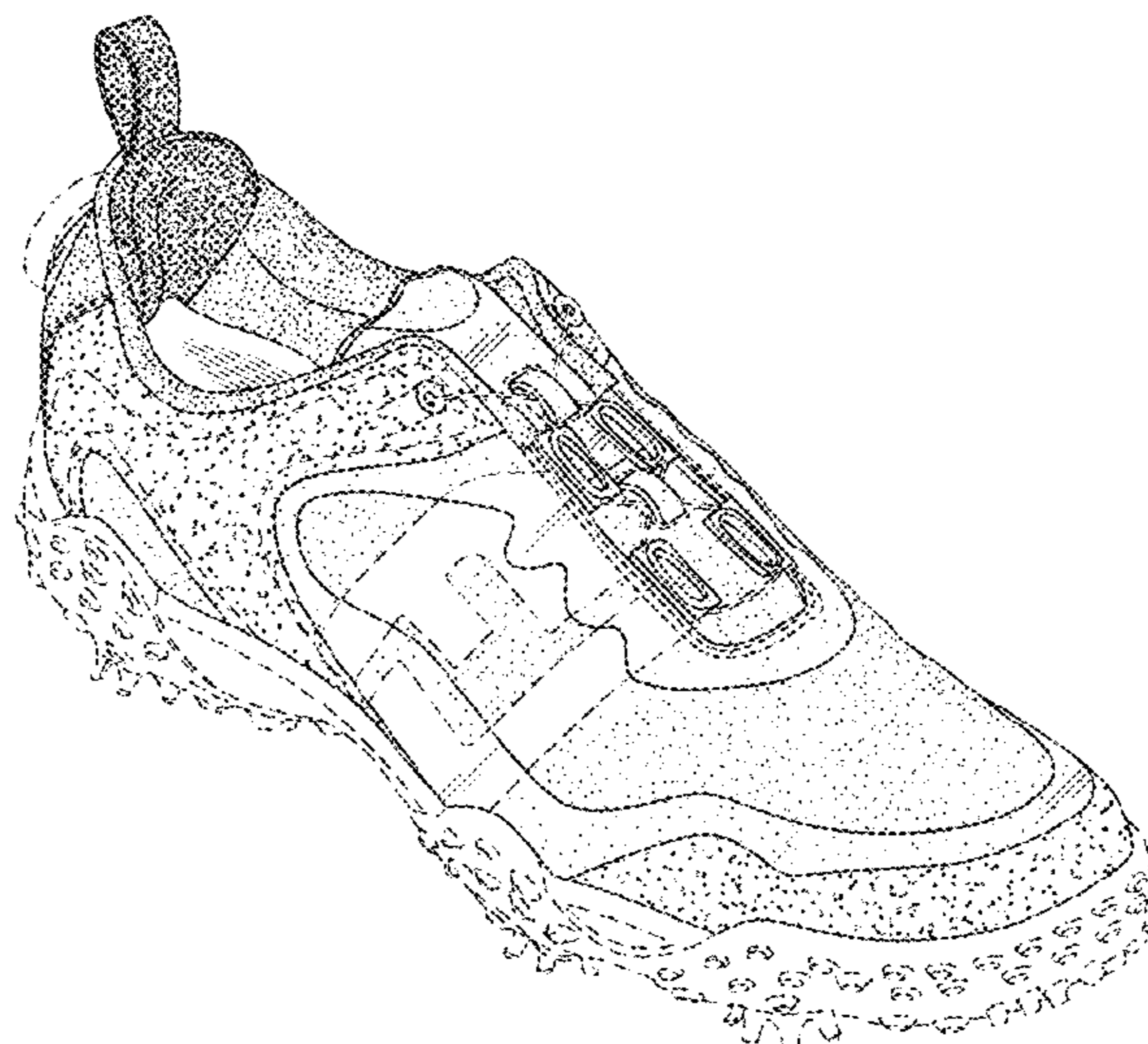


FIG. 1

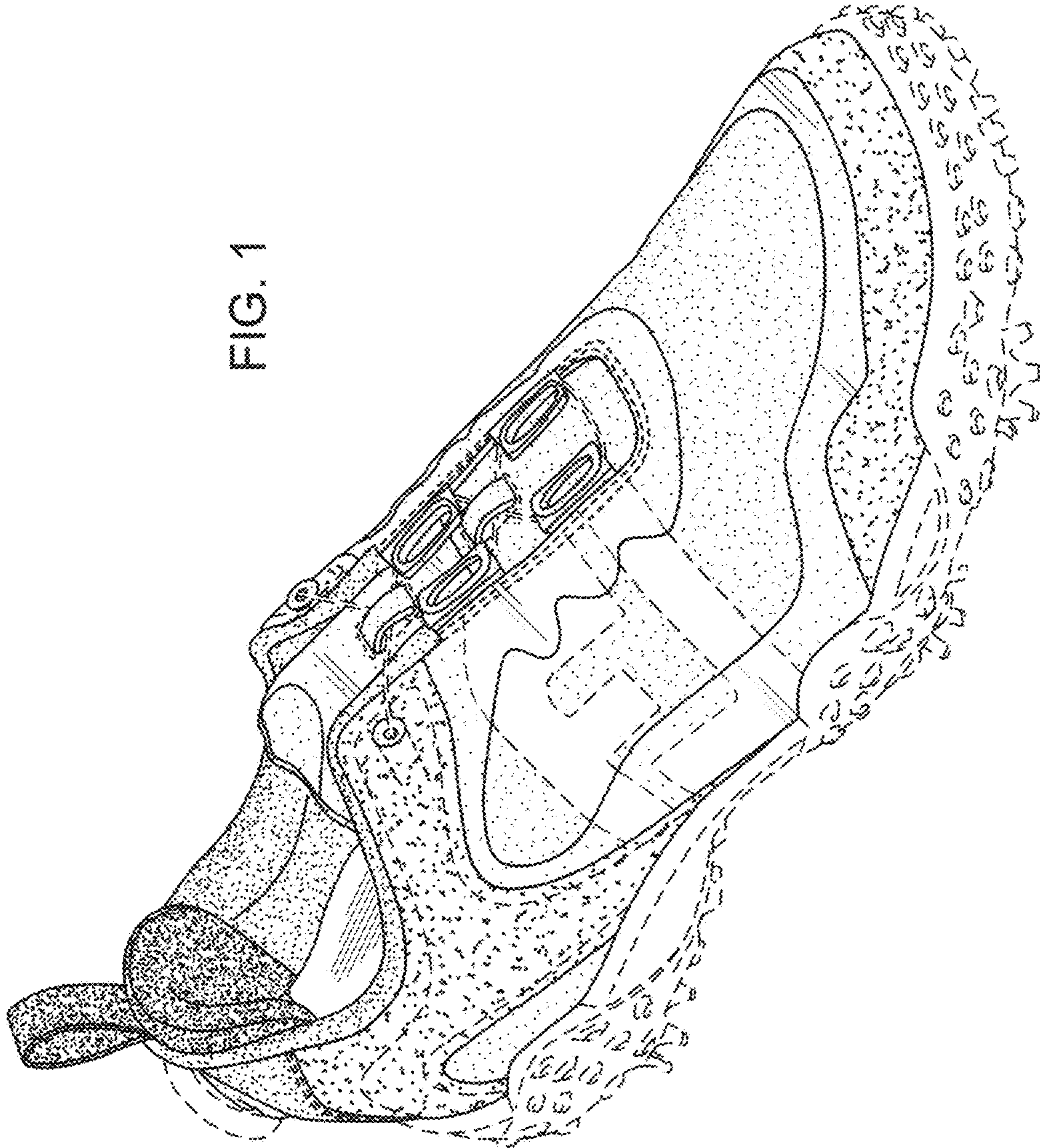




FIG. 2

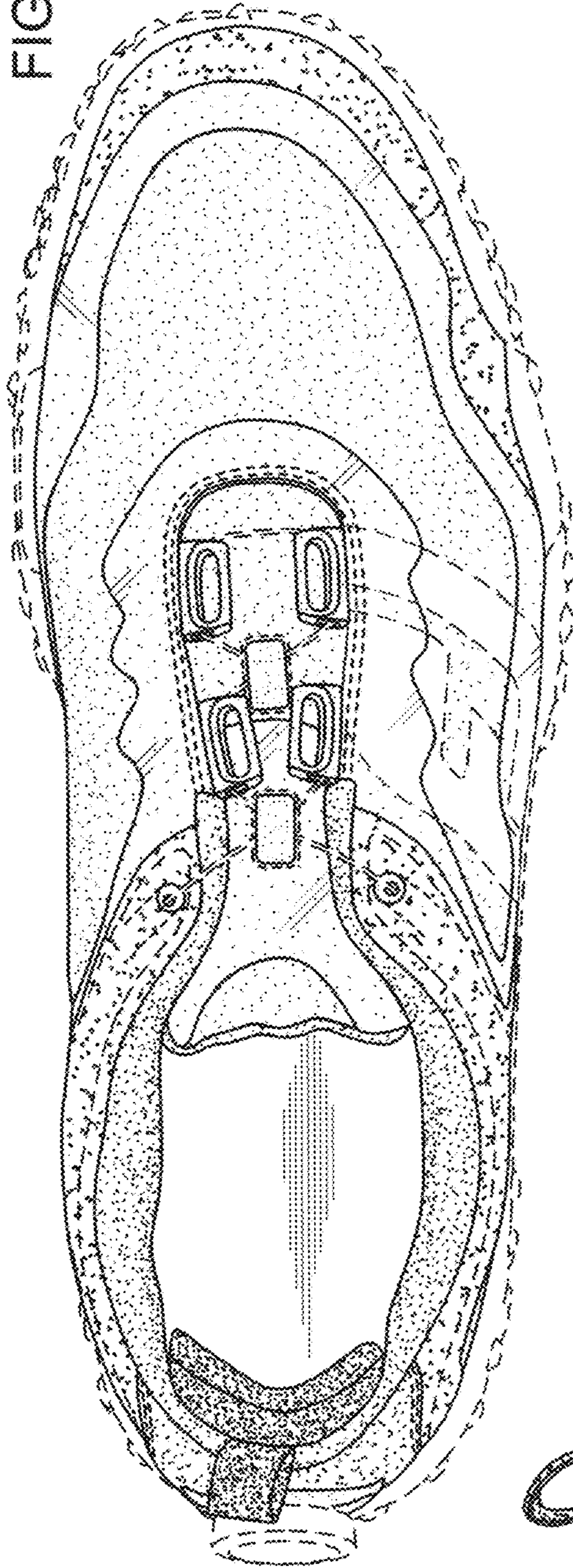
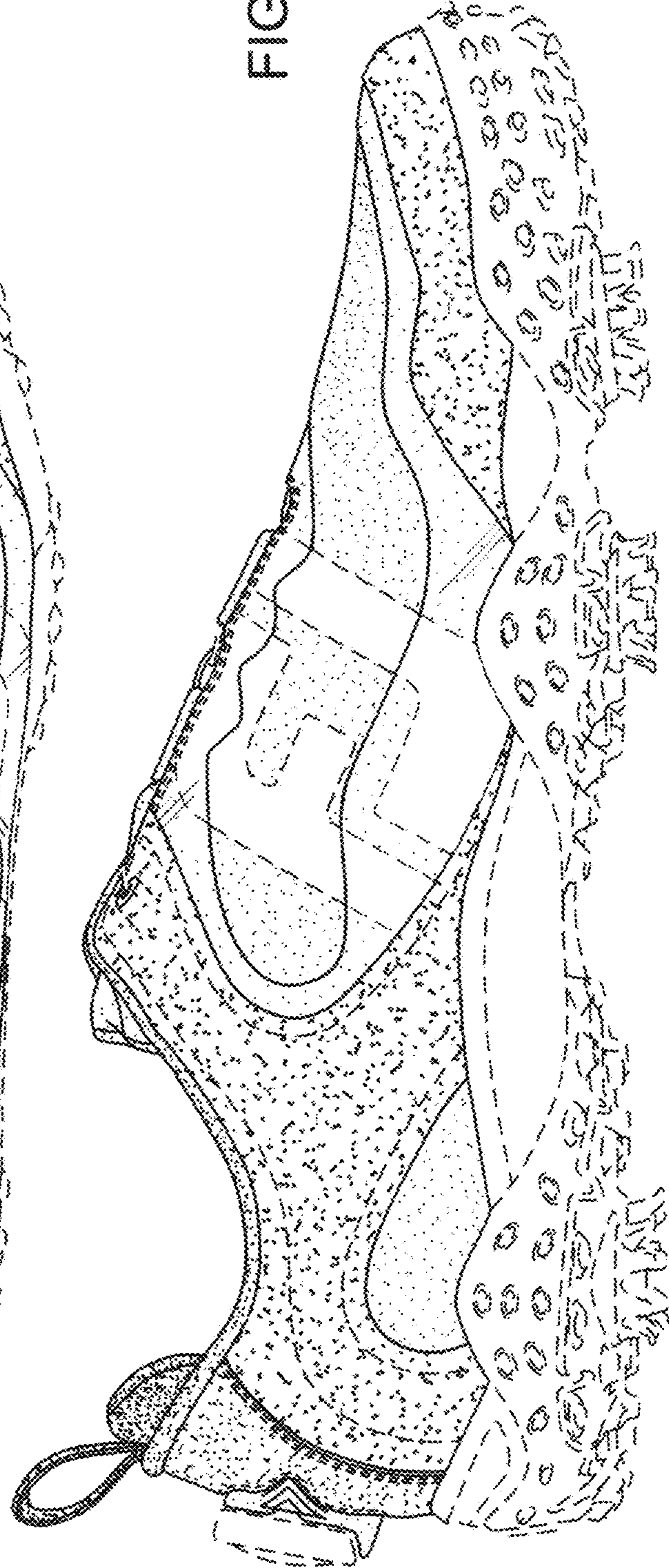


FIG. 3





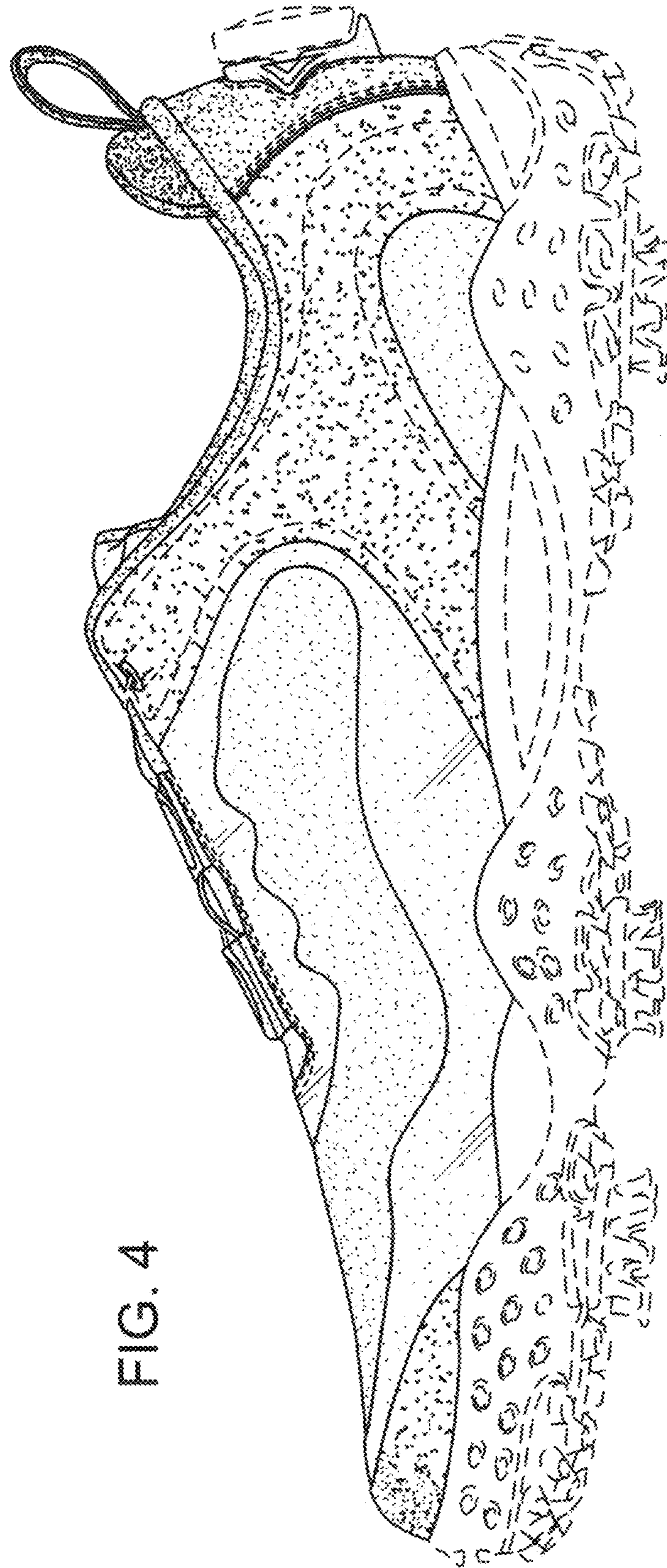
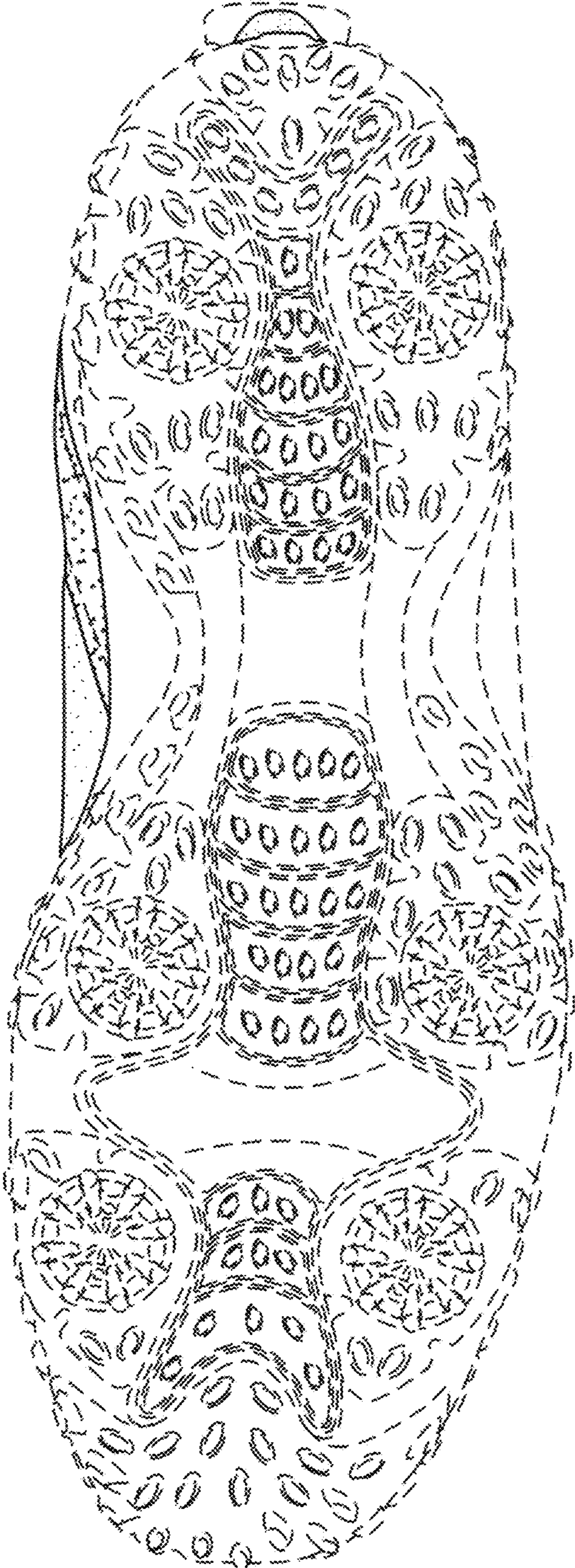


FIG. 4

FIG. 5





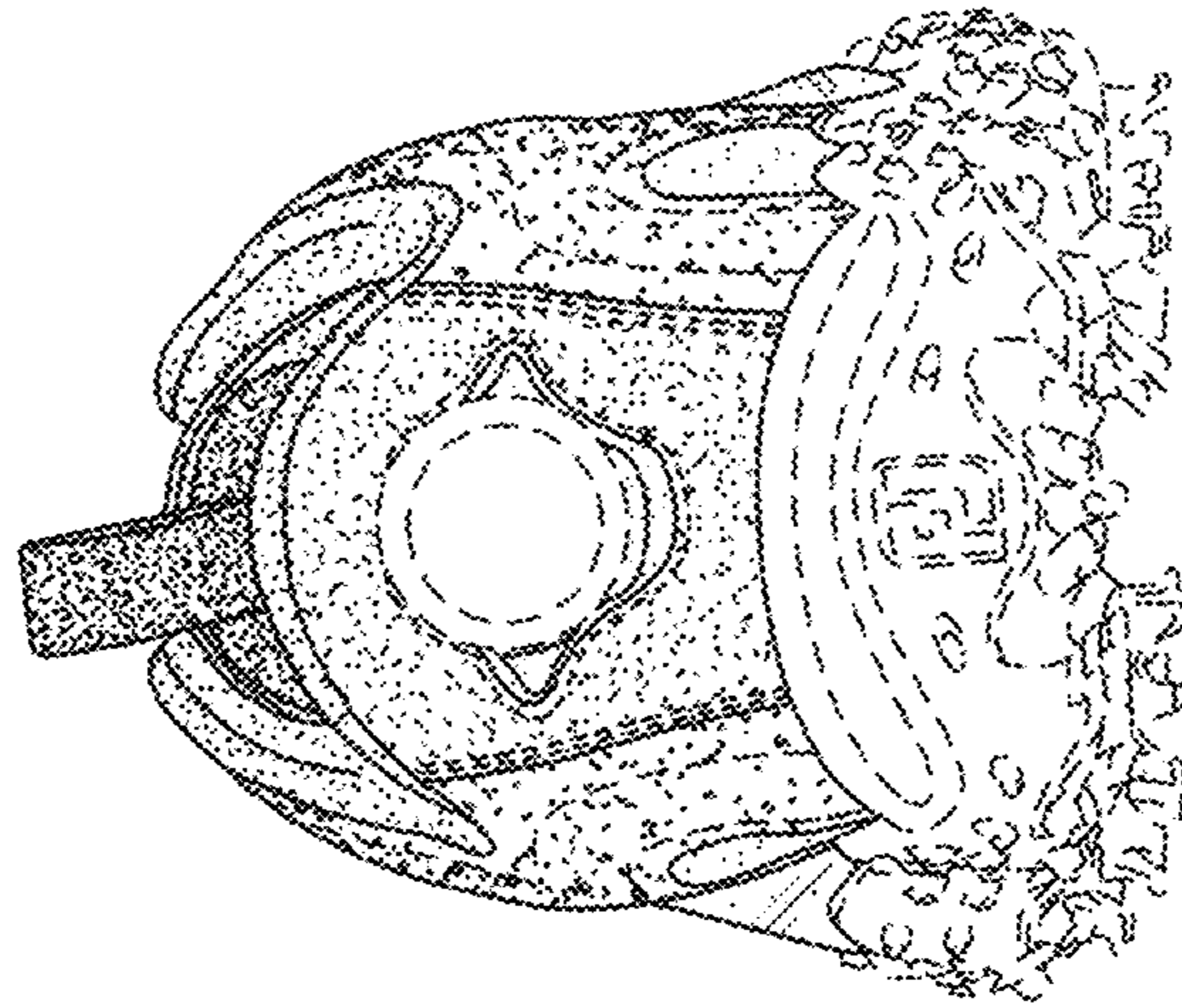


FIG. 7

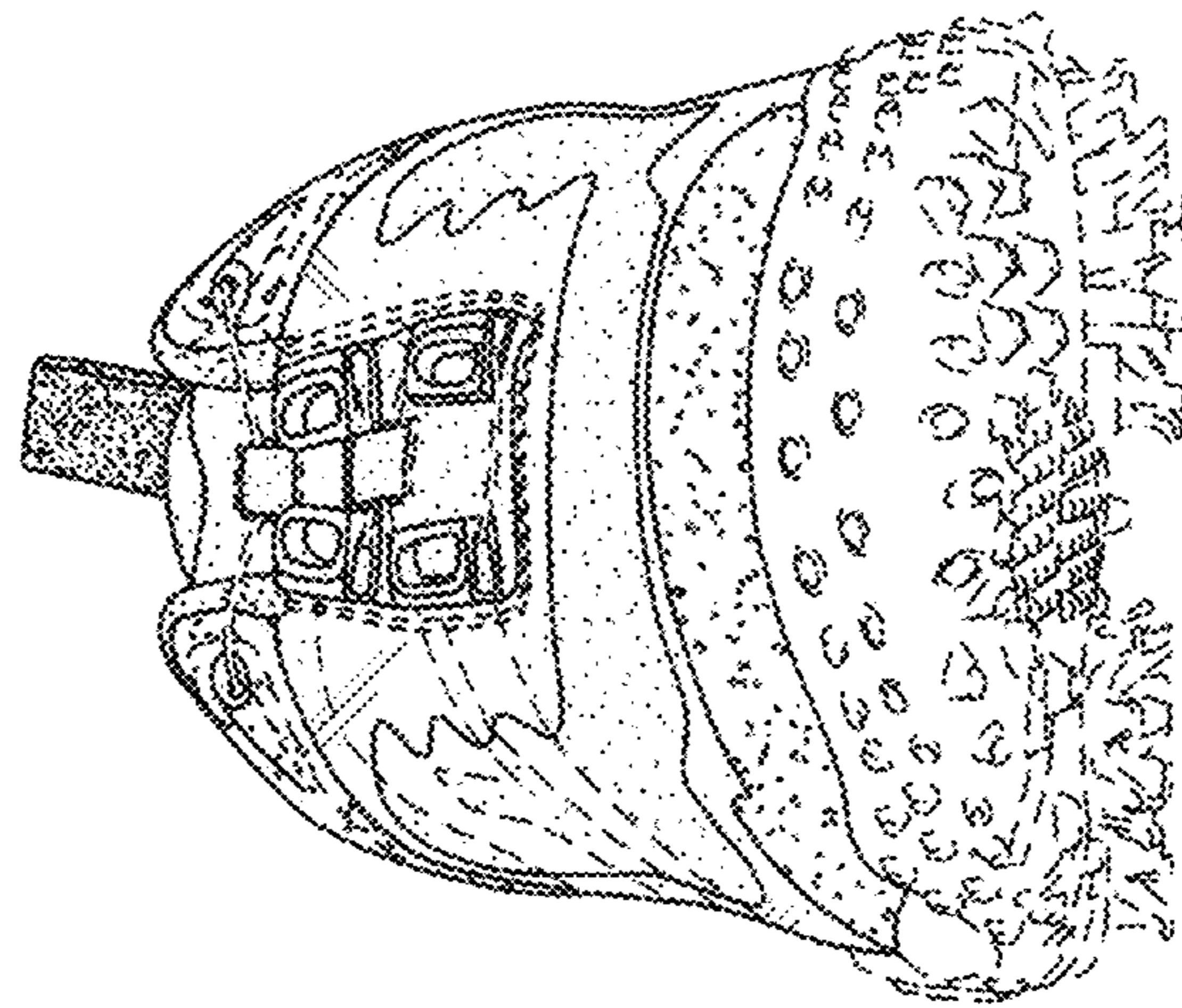


FIG. 6