



US00D795524S

(12) **United States Design Patent**
Tartal et al.

(10) **Patent No.:** **US D795,524 S**
(45) **Date of Patent:** **** Aug. 22, 2017**

- (54) **PARCEL LOCKER**
- (71) Applicant: **United States Postal Service**,
Washington, DC (US)
- (72) Inventors: **William Albert Tartal**, Baltimore, MD
(US); **Donald Eugene Irwin**,
Fredericksburg, VA (US)
- (73) Assignee: **United States Postal Service**,
Washington, DC (US)
- (**) Term: **15 Years**
- (21) Appl. No.: **29/560,570**
- (22) Filed: **Apr. 7, 2016**
- (51) **LOC (10) Cl.** **99-00**
- (52) **U.S. Cl.**
USPC **D99/29**
- (58) **Field of Classification Search**
USPC D99/28, 29, 30, 31, 32, 33, 99; 312/35;
232/1 R, 1 A, 1 C, 1 D, 1 E, 2, 4 R, 17,
232/19, 20, 21, 22, 24, 27, 30, 31, 37, 38,
232/39, 44, 45
CPC A47G 29/12; A47G 29/1201; A47G
29/1203; A47G 29/1207; A47G 29/1209;
A47G 29/1216; A47G 29/1218; A47G
29/14; A47G 29/141; A47G 29/142;
A47G 29/148; A47G 29/16
See application file for complete search history.

- (56) **References Cited**
U.S. PATENT DOCUMENTS
950,935 A * 3/1910 Lorenz E05G 1/08
109/56
1,222,964 A * 4/1917 Matchette G07F 9/06
232/1 R
1,362,949 A * 12/1920 Lillard A47G 29/1201
232/25

- 1,574,354 A * 2/1926 Barth A47G 29/1201
232/25
- 1,642,533 A * 9/1927 Beer A47G 29/1201
232/25
- 1,709,363 A * 4/1929 Murphy A47G 29/1201
232/24
- 2,563,094 A * 8/1951 Becker A47B 87/02
232/24
- 2,658,667 A * 11/1953 Mirkin A47G 29/1201
232/23
- 2,960,265 A * 11/1960 Simon A47G 29/1201
232/25
- D210,257 S * 2/1968 Favaro D99/33
- 3,784,089 A * 1/1974 Koch A47G 29/1201
232/24
- 3,790,244 A * 2/1974 Stackhouse A47G 29/20
232/24
- D248,138 S * 6/1978 Stackhouse D6/671
- 4,121,758 A * 10/1978 Bonner A47G 29/1201
232/17
- D293,863 S * 1/1988 Chester D6/671

(Continued)

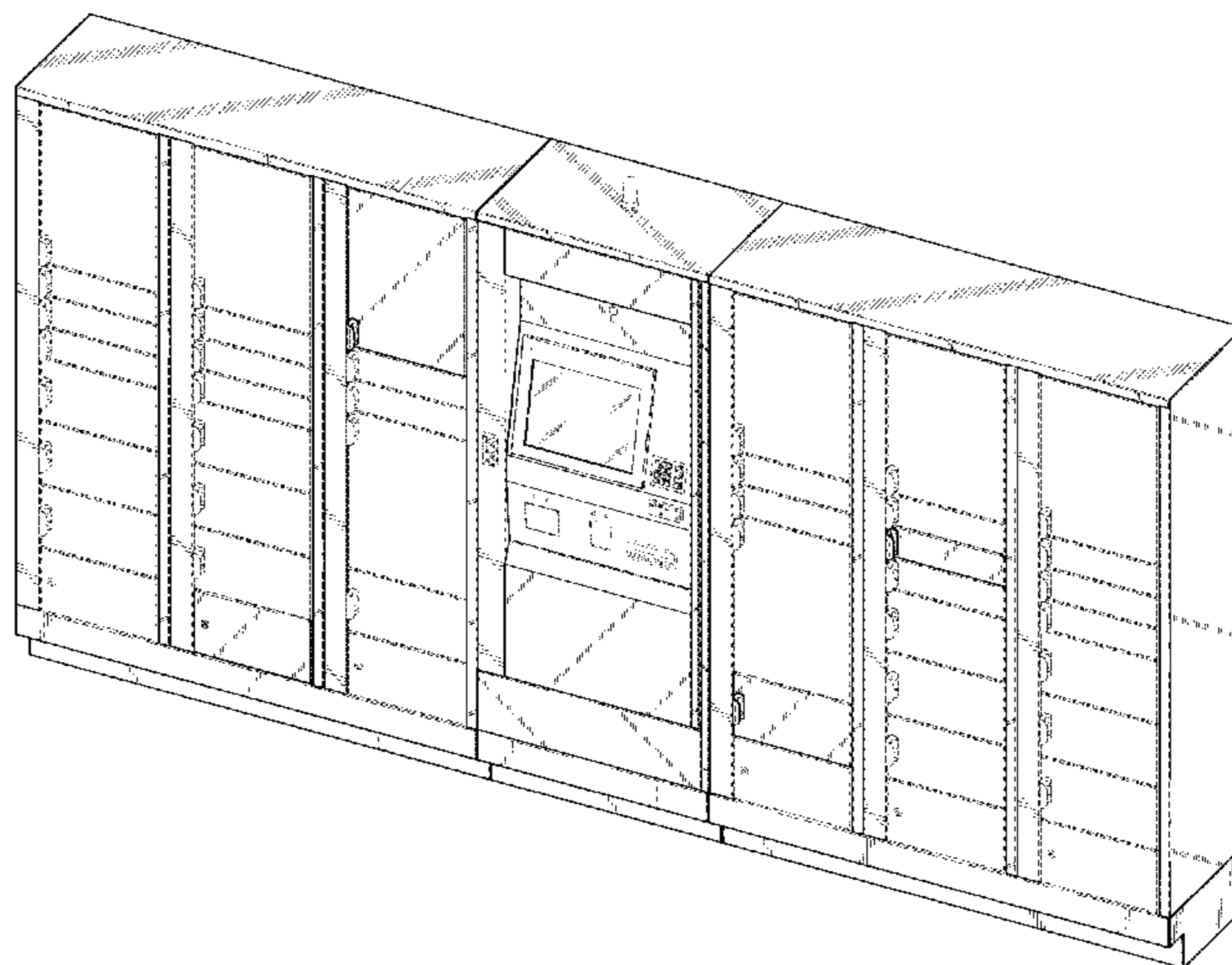
Primary Examiner — Elizabeth J Oswecki
(74) *Attorney, Agent, or Firm* — Knobbe Martens Olson
& Bear LLP

(57) **CLAIM**
The ornamental design for a parcel locker, as shown and
described.

DESCRIPTION

FIG. 1 is a perspective view of a parcel locker showing our
new design.
FIG. 2 is a front view thereof;
FIG. 3 is a back view thereof;
FIG. 4 is a left side view thereof;
FIG. 5 is a right side view thereof;
FIG. 6 is a top view thereof; and,
FIG. 7 is a bottom view of thereof.
Broken lines are used to illustrate features which form no
part of the claimed design.

1 Claim, 5 Drawing Sheets



(56)

References Cited

U.S. PATENT DOCUMENTS

4,836,352 A * 6/1989 Tateno G07F 17/26
 177/25.15
 D315,996 S * 4/1991 Barth D99/28
 D326,757 S * 6/1992 Ullman D99/29
 5,172,970 A * 12/1992 Momose E05B 47/0002
 292/201
 D335,377 S * 5/1993 Speciale D3/207
 D366,576 S * 1/1996 Stacy D6/664
 5,520,450 A * 5/1996 Colson, Jr. E05B 47/023
 312/215
 5,562,332 A * 10/1996 Stacy B07C 7/02
 108/91
 5,820,019 A * 10/1998 Spitale A47G 29/1201
 232/24
 6,003,761 A * 12/1999 Chapman A47G 29/1218
 232/24
 D419,747 S * 1/2000 Noblet D99/28
 6,247,641 B1 * 6/2001 Noblet A47G 29/1201
 232/17
 6,296,181 B1 * 10/2001 Noblet A47G 29/1201
 232/24
 6,749,109 B2 * 6/2004 Hill E05C 7/02
 232/24
 7,748,606 B2 * 7/2010 Mikolajczyk A47G 29/1201
 232/25
 D640,445 S * 6/2011 Stevens D99/29
 D745,765 S * 12/2015 Mikolajczyk D99/32

* cited by examiner

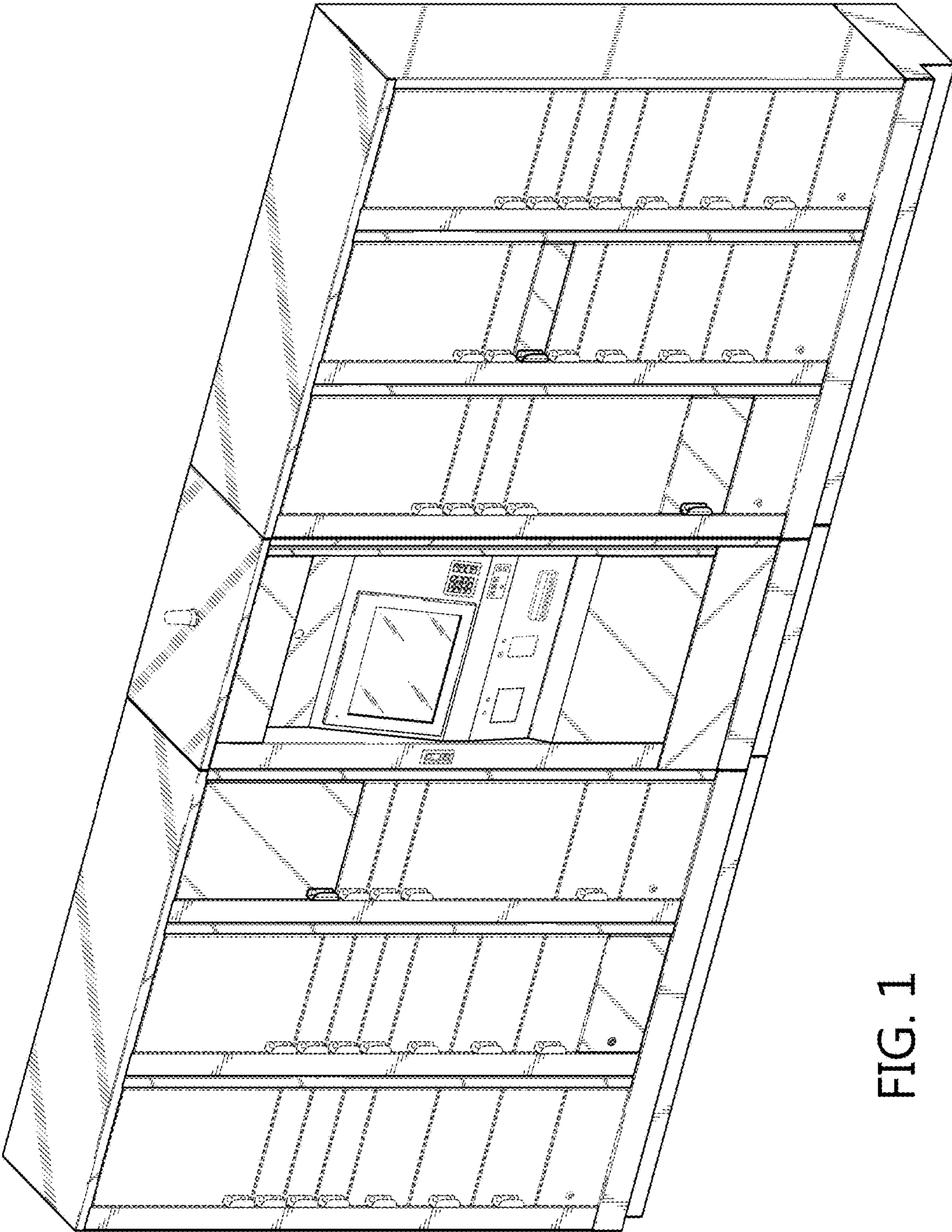


FIG. 1

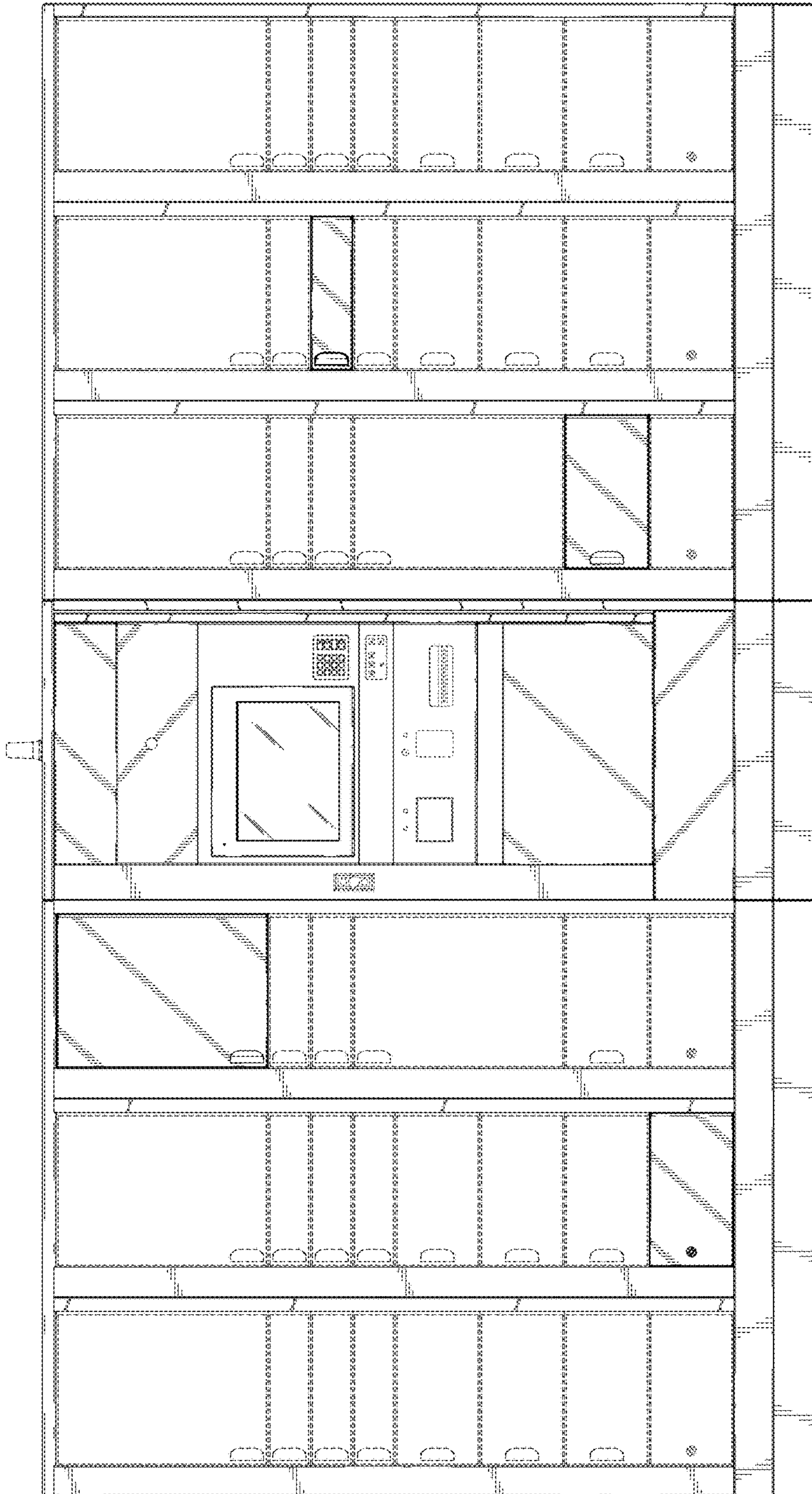


FIG. 2

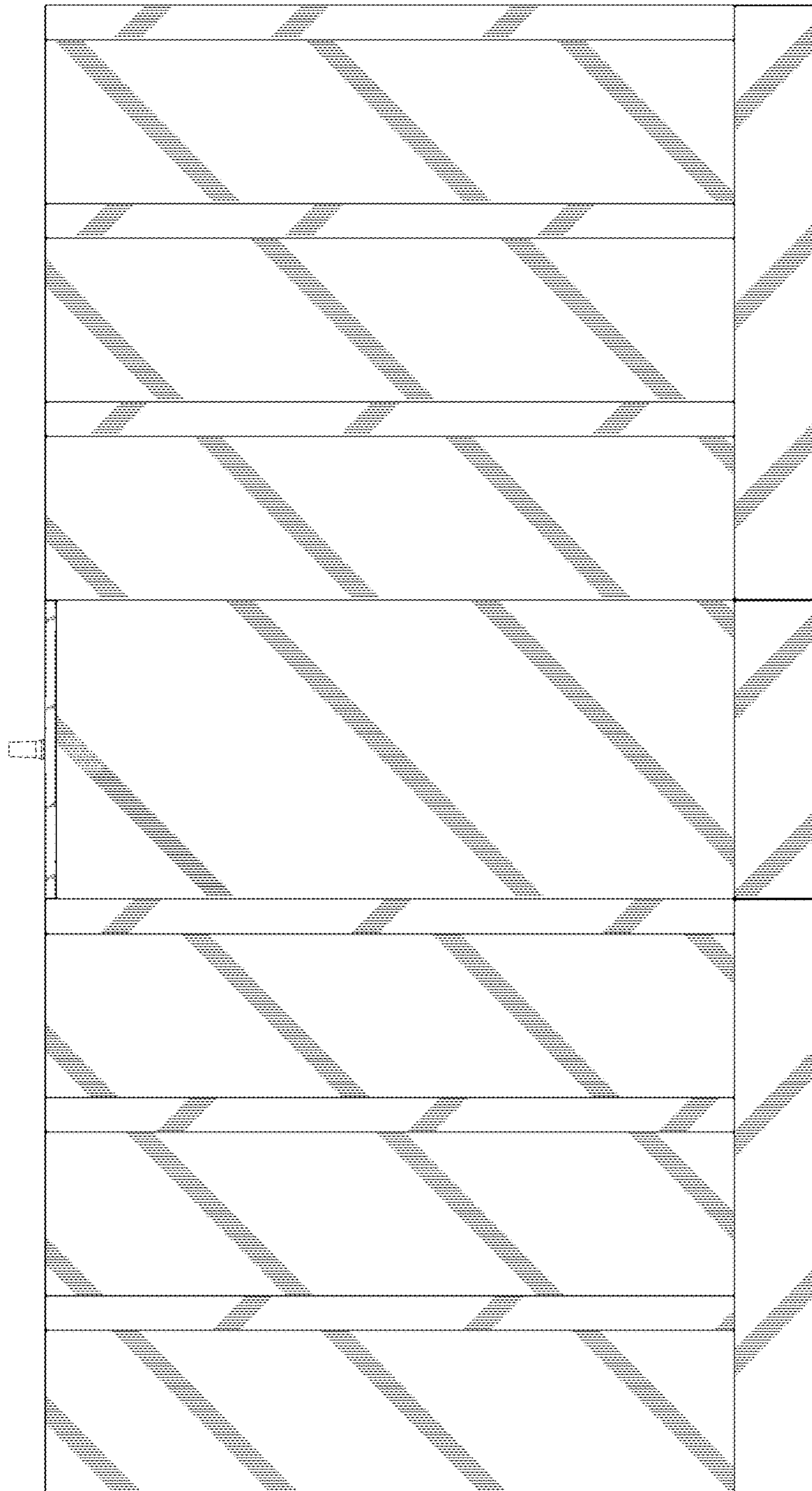


FIG. 3

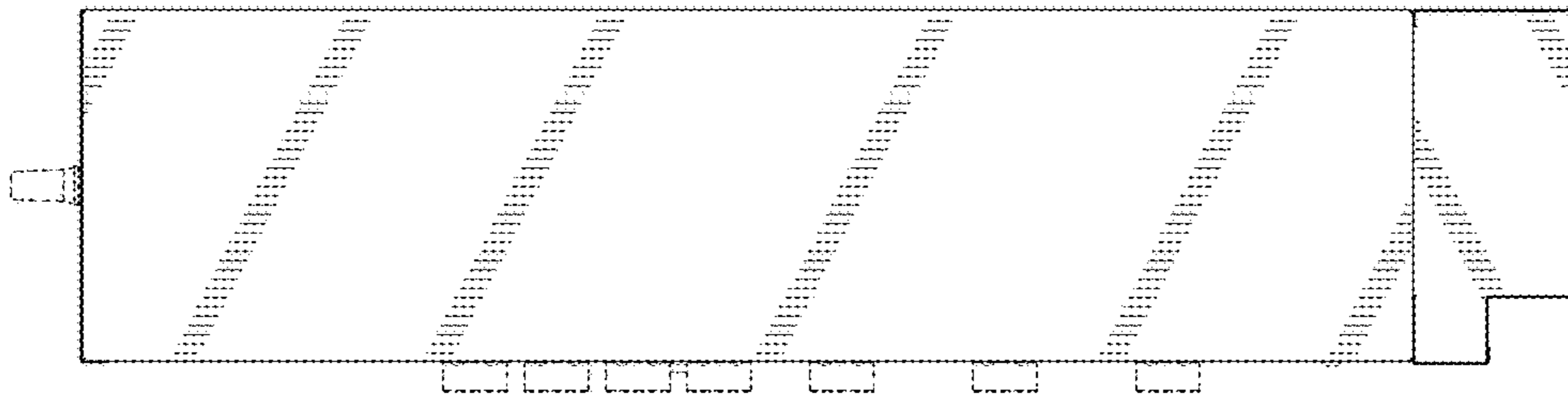


FIG. 5

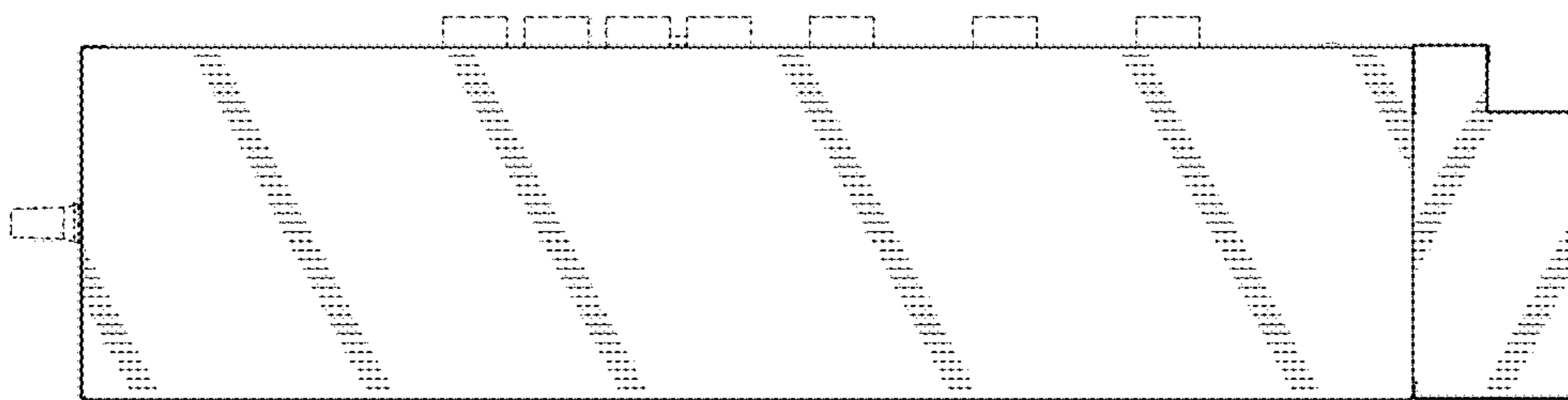


FIG. 4

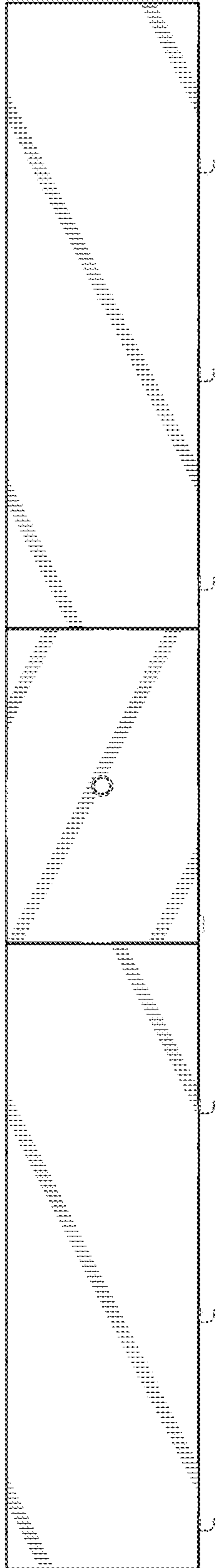


FIG. 6

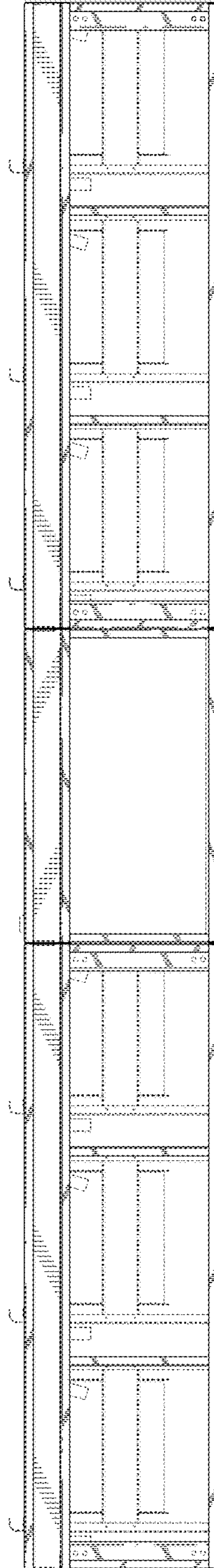


FIG. 7