



US00D795518S

(12) **United States Design Patent** (10) **Patent No.:** **US D795,518 S**
Chung (45) **Date of Patent:** **** Aug. 22, 2017**

(54) **ROTARY MOP WITH DURABLE GEAR DRIVE UNIT**

(71) Applicant: **Un Hwa Chung**, Incheon (KR)

(72) Inventor: **Un Hwa Chung**, Incheon (KR)

(**) Term: **15 Years**

(21) Appl. No.: **29/569,209**

(22) Filed: **Jun. 24, 2016**

(51) **LOC (10) Cl.** **04-01**

(52) **U.S. Cl.**
USPC **D32/45**

(58) **Field of Classification Search**
USPC D32/40-45, 50-52, 15-17, 19
CPC A01K 63/04; E21B 10/02; A47L 13/16;
A47L 13/12; A47L 13/22; B05B 15/06
See application file for complete search history.

(56) **References Cited**

U.S. PATENT DOCUMENTS

- 737,066 A * 8/1903 Bonar D06F 79/00
118/271
- 949,148 A * 2/1910 Davis A47L 13/16
15/118
- 2,382,969 A * 8/1945 Boettcher A47L 11/164
15/224
- D152,136 S * 12/1948 Berry D32/50
- 3,278,977 A * 10/1966 Makar A47L 13/142
15/120.2
- D219,241 S * 11/1970 Nise et al. D32/15
- D433,546 S * 11/2000 Milanese D32/17
- D476,122 S * 6/2003 Bruggeman D32/45
- D497,694 S * 10/2004 Wareham D32/19
- 6,895,626 B2 * 5/2005 Tsai A47L 11/34
15/50.1
- D530,462 S * 10/2006 Davis D32/15
- D570,061 S * 5/2008 Busse D32/19
- D574,563 S * 8/2008 Fjellman D32/22
- D658,835 S * 5/2012 Houghton D32/45
- D661,034 S * 5/2012 Ediger D32/45
- 8,205,293 B2 * 6/2012 Rosenzweig A47L 13/22
15/320
- D672,516 S * 12/2012 Ediger D32/17

- D685,558 S * 7/2013 deBlois D32/17
- D699,011 S * 2/2014 deBlois D32/45
- D764,129 S * 8/2016 Kindler D32/45
- D765,484 S * 9/2016 Inkster D8/62
- D785,265 S * 4/2017 Palladino D32/45

(Continued)

FOREIGN PATENT DOCUMENTS

- CN 303485287 * 12/2015
- KR 300744777.0001 * 12/2014

OTHER PUBLICATIONS

Amazon.com: LetGoShop Sweeping Robot Vacuum Cleaner Automatic Hand Push Broom, website 2017, https://www.amazon.com/LetGoShop-Sweeping-Automatic-Hurricane-Electricity/dp/B06XTNH1R5/ref=sr_1_136?s=home-garden&ie=UTF8&qid=1493497013&sr=1-136&keywords=broom, [site visited Apr. 29, 2017 4:18:09 PM].*

Primary Examiner — John Windmuller

Assistant Examiner — John R Yeh

(74) *Attorney, Agent, or Firm* — Rabin & Berdo, P.C.


(57) **CLAIM**

The ornamental design for a rotary mop with durable gear drive unit, as shown and described.

DESCRIPTION

FIG. 1 is a front perspective view showing a rotary mop with durable gear drive unit;
FIG. 2 is a front left perspective view thereof;
FIG. 3 is a rear right perspective view thereof;
FIG. 4 is a front view thereof;
FIG. 5 is a rear view thereof;
FIG. 6 is a left side view thereof;
FIG. 7 is a right side view thereof;
FIG. 8 is top plan view thereof; and,
FIG. 9 is a bottom plan view thereof.

1 Claim, 8 Drawing Sheets



(56)

References Cited

U.S. PATENT DOCUMENTS

2002/0173244 A1* 11/2002 Sekiya B24B 7/228
451/41
2005/0251941 A1* 11/2005 Berhoff A46B 17/02
15/145
2007/0130723 A1* 6/2007 Kelly A47L 9/322
15/410

* cited by examiner




FIG. 1




FIG. 2




FIG. 3

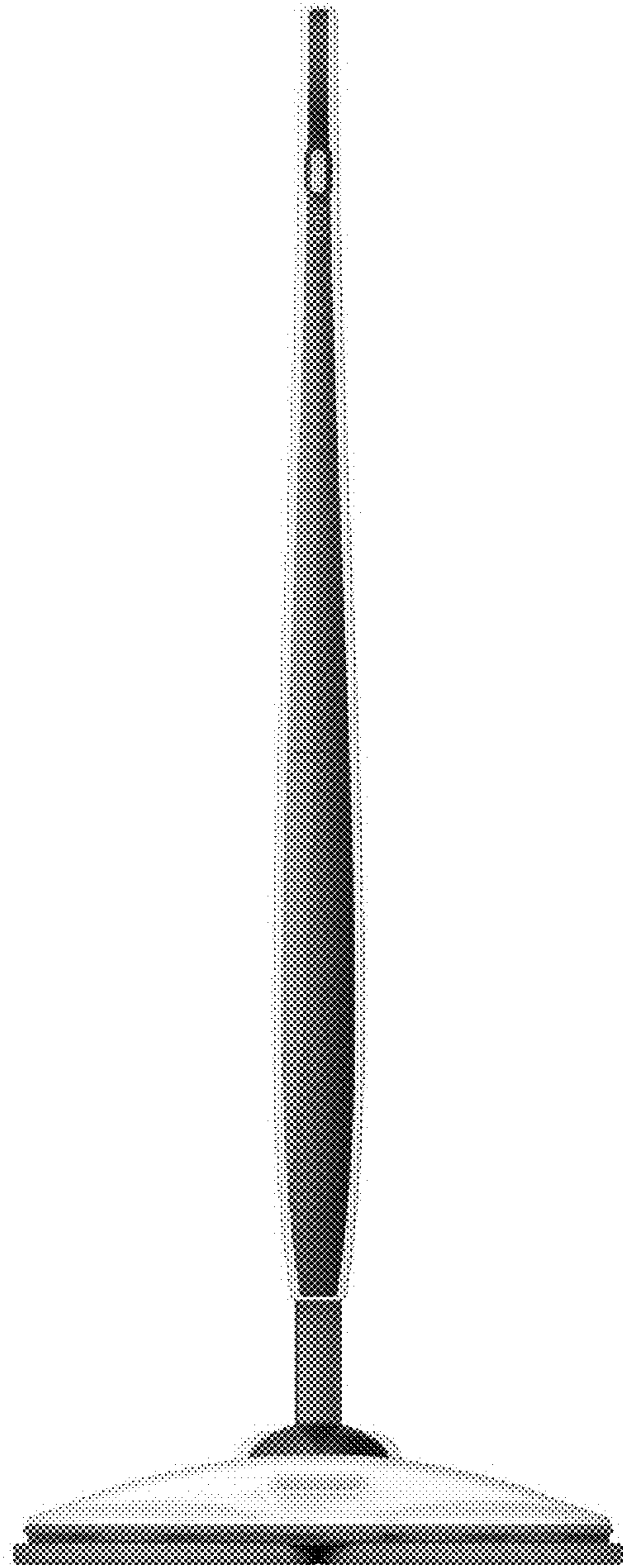


FIG. 4




FIG. 5

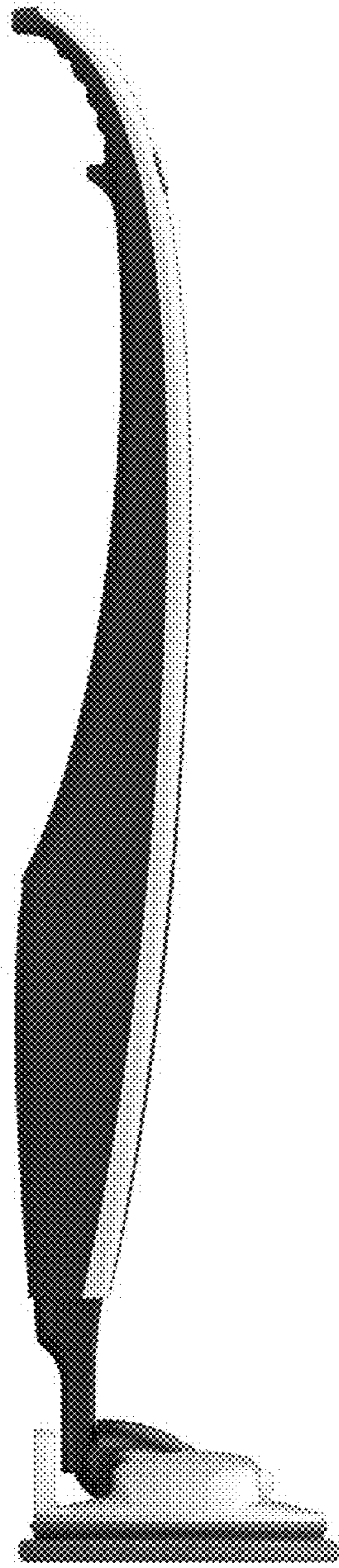


FIG. 6

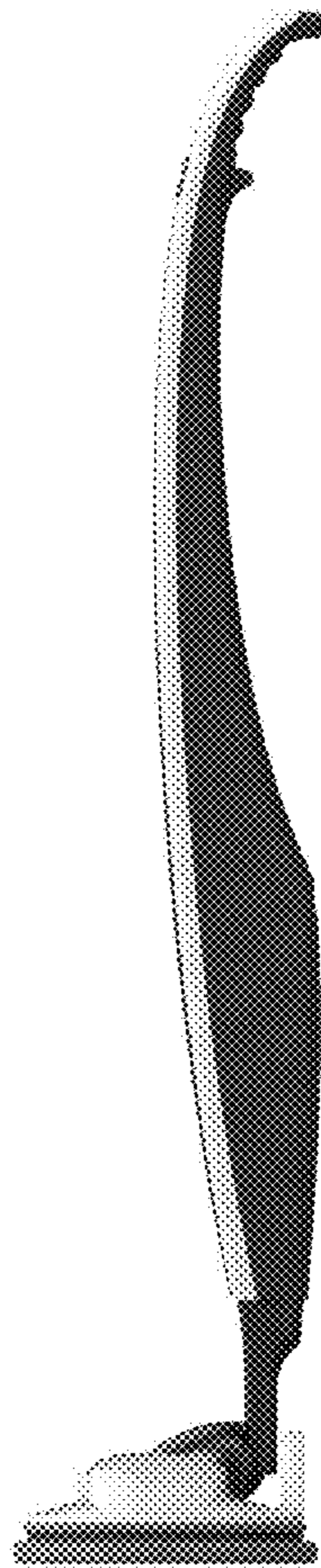


FIG. 7

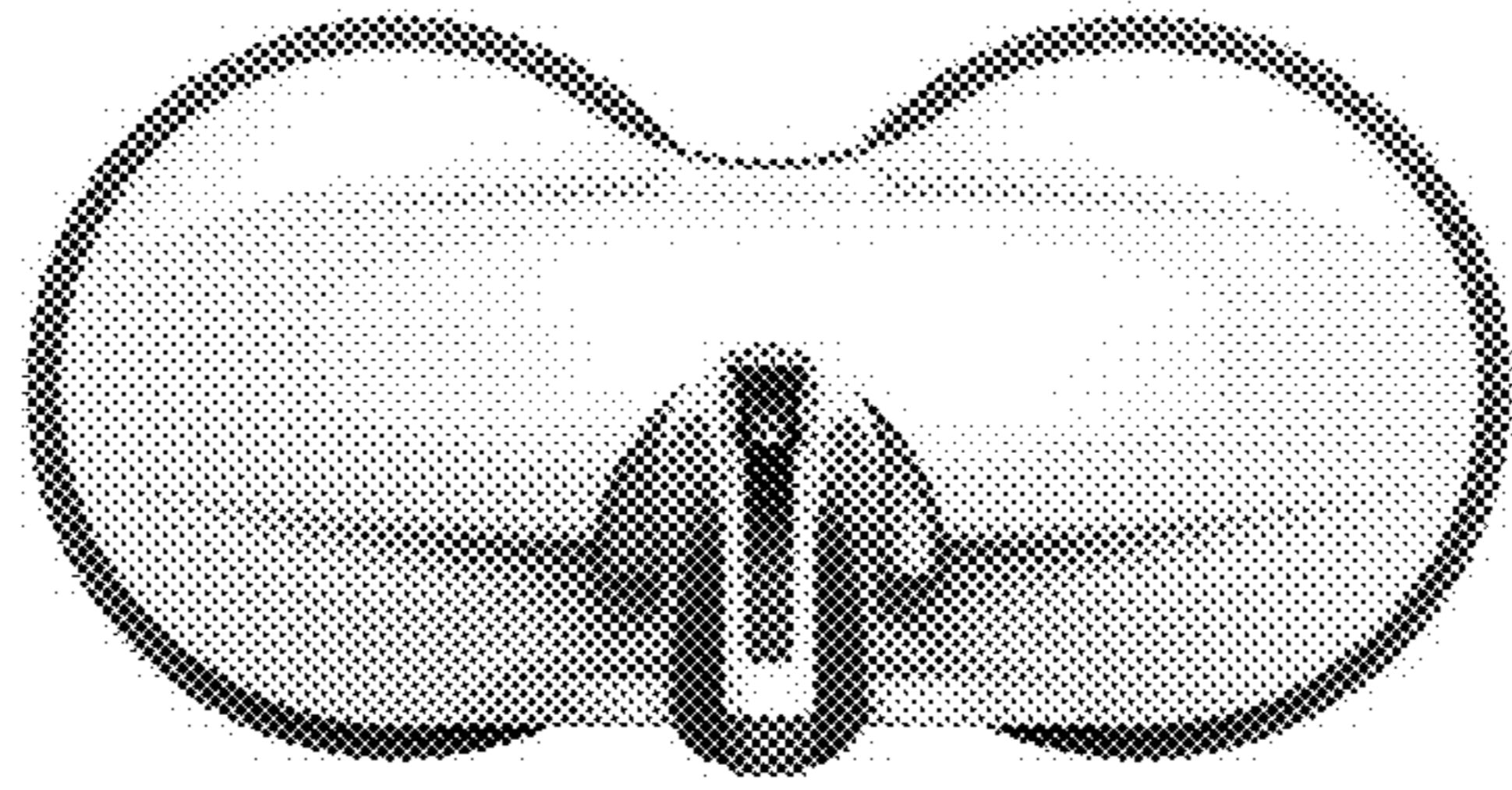


FIG. 8




FIG. 9