

US00D795511S

(12) **United States Design Patent**  
**Jeon et al.**

(10) **Patent No.:** **US D795,511 S**

(45) **Date of Patent:** **\*\* Aug. 22, 2017**

(54) **LAUNDRY DRYER**

(71) Applicant: **LG ELECTRONICS INC.**, Seoul (KR)

(72) Inventors: **Hoil Jeon**, Seoul (KR); **Yeji Um**, Seoul (KR); **Hyerim An**, Seoul (KR); **Jaemyung Lim**, Seoul (KR); **Jeaseok Seong**, Seoul (KR)

(73) Assignee: **LG ELECTRONICS INC.**, Seoul (KR)

(\*\*) Term: **15 Years**

(21) Appl. No.: **29/551,205**

(22) Filed: **Jan. 11, 2016**

(30) **Foreign Application Priority Data**

Jul. 15, 2015 (KR) ..... 30-2015-0035691

(51) **LOC (10) Cl.** ..... **15-05**

(52) **U.S. Cl.**  
USPC ..... **D32/6**

(58) **Field of Classification Search**  
USPC ..... D32/1, 6, 5, 8, 25, 29; 68/12.01, 12.07, 68/12.08, 212, 3 R, 5 R; 34/87, 88, 34/523-524, 604  
CPC ..... D06F 39/02; D06F 58/00; D06F 58/02; D06F 58/10; D06F 58/20  
See application file for complete search history.

(56) **References Cited**

**U.S. PATENT DOCUMENTS**

D583,114 S \* 12/2008 Jeon ..... D32/8  
D699,906 S \* 2/2014 Choi ..... D32/25

D700,410 S \* 2/2014 Hwang ..... D32/25  
D701,656 S \* 3/2014 Choi ..... D32/6  
D730,597 S \* 5/2015 Jeon ..... D32/8  
D739,096 S \* 9/2015 Qin ..... D32/6  
D754,937 S \* 4/2016 Kim ..... D32/8  
D760,968 S \* 7/2016 Choi ..... D32/8  
D772,506 S \* 11/2016 Bixby ..... D32/25  
D778,010 S \* 1/2017 Choi ..... D32/8  
2006/0288608 A1\* 12/2006 Carow ..... D06F 58/04  
34/604

\* cited by examiner

*Primary Examiner* — Manpreet Matharu

*Assistant Examiner* — Rebecca Tsehaye

(74) *Attorney, Agent, or Firm* — Dentons US LLP

(57) **CLAIM**

We claim the ornamental design for a laundry dryer, as shown and described.

**DESCRIPTION**

FIG. 1 is a perspective view of a laundry dryer showing our new design:

FIG. 2 is a front elevation view thereof;

FIG. 3 is a rear elevation view thereof;

FIG. 4 is a left-side elevation view thereof;

FIG. 5 is a right-side elevation view thereof;

FIG. 6 is a top plan view thereof; and,

FIG. 7 is a bottom plan view thereof.

The broken lines in the drawing depict parts of the laundry dryer that form no part of the claimed design. Oblique lines on the laundry dryer surfaces indicate that those surfaces are transparent.

**1 Claim, 6 Drawing Sheets**

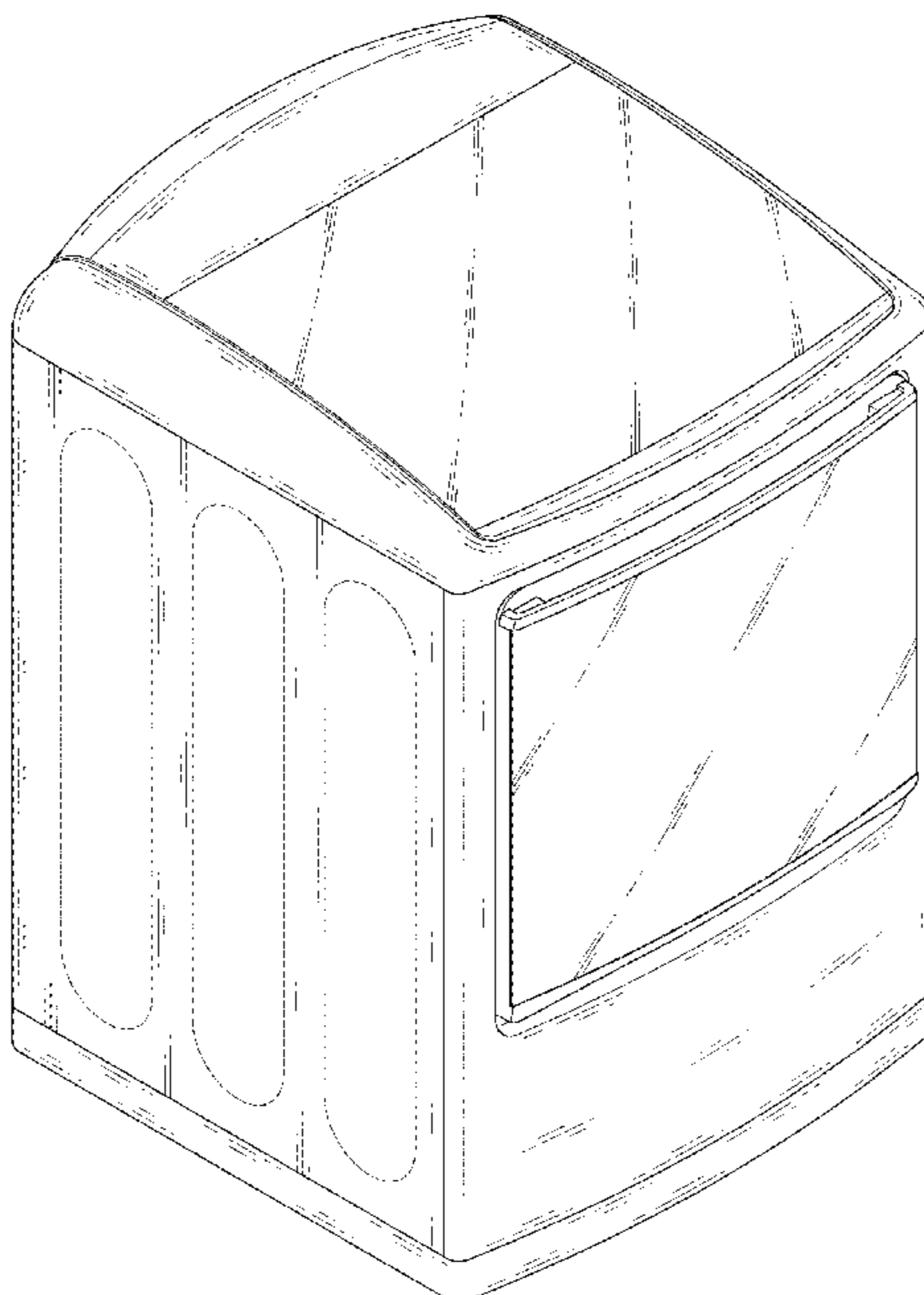


FIG. 1

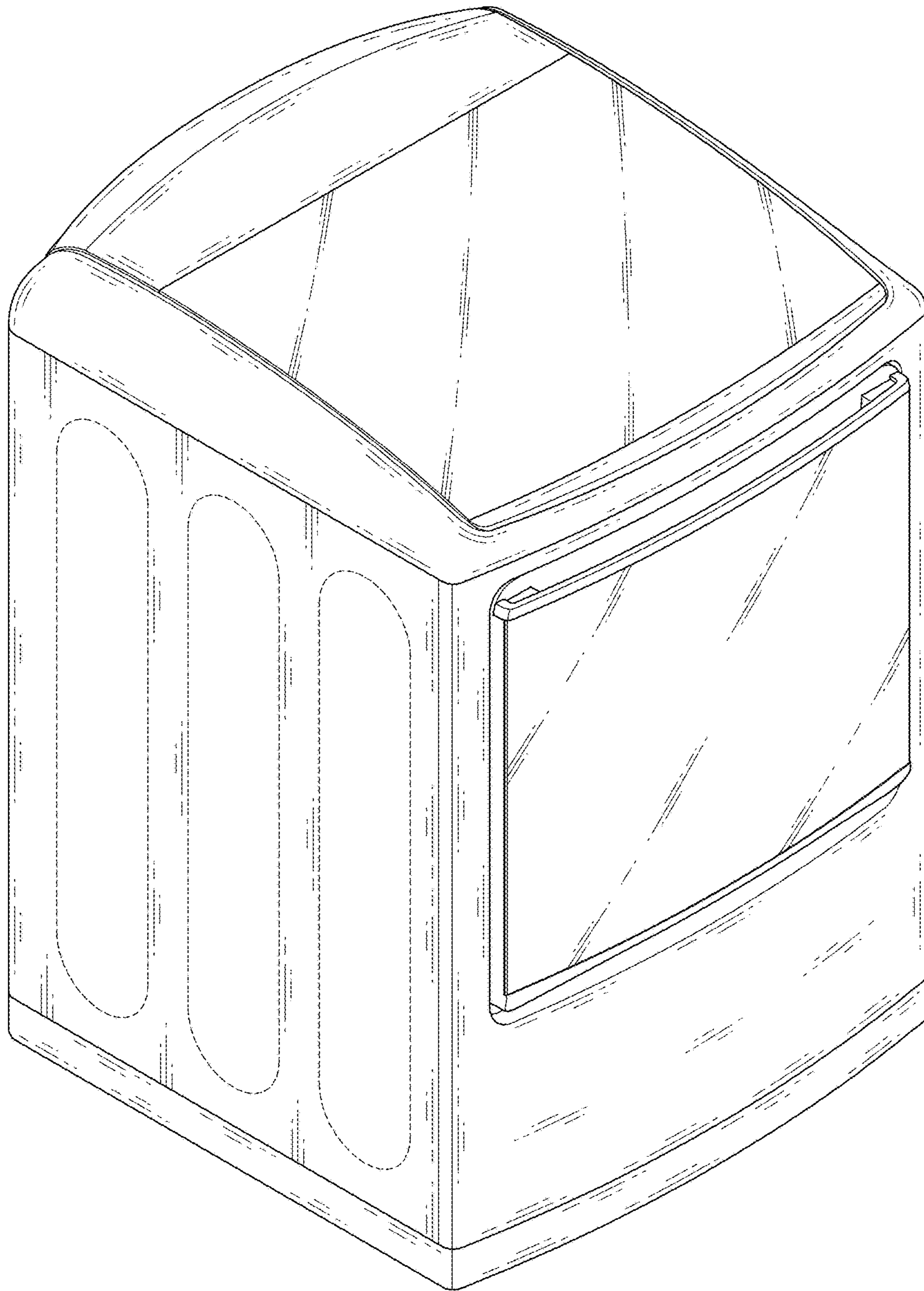


FIG. 2

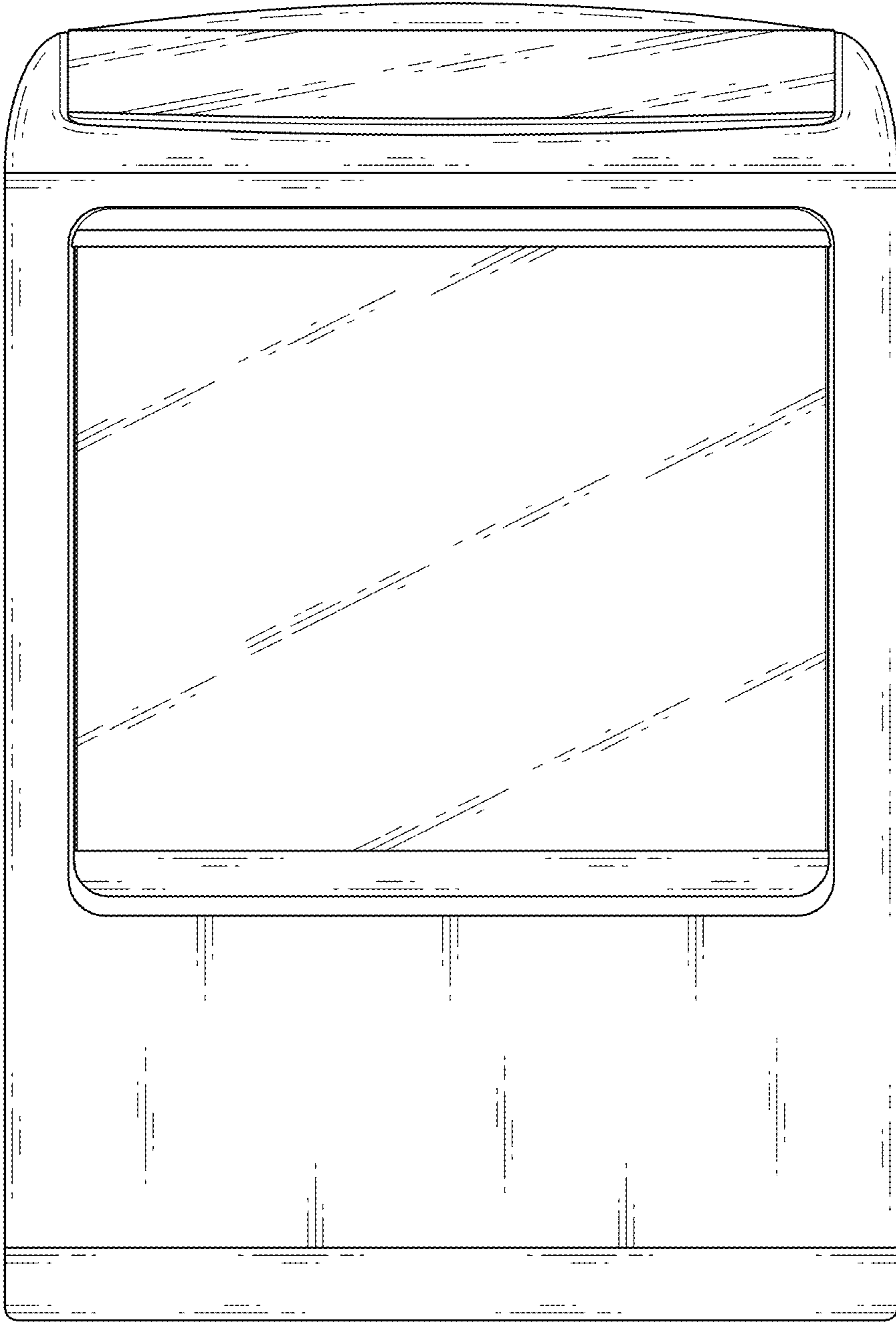


FIG. 3




FIG. 4




FIG. 5




FIG.6




FIG.7

