



US00D795506S

(12) **United States Design Patent**
Yang

(10) **Patent No.:** **US D795,506 S**

(45) **Date of Patent:** **** Aug. 22, 2017**

(54) **FISH TANK**

(71) Applicant: **Shenzhen Xingrisheng Industrial Co., Ltd.**, Shenzhen (CN)

(72) Inventor: **Bangbing Yang**, Shenzhen (CN)

(73) Assignee: **SHENZHEN XINGRISHENG INDUSTRIAL CO., LTD.**, Shenzhen (CN)

(**) Term: **15 Years**

(21) Appl. No.: **29/579,038**

(22) Filed: **Sep. 27, 2016**

(30) **Foreign Application Priority Data**

Apr. 12, 2016 (CN) 2016 3 0120613

(51) **LOC (10) Cl.** **30-02**

(52) **U.S. Cl.**
USPC **D30/101**

(58) **Field of Classification Search**
USPC D30/101-106, 108; 119/245-269
CPC A01K 63/00-63/02; A01K 63/003; A01K 63/006; Y10T 428/13; F21S 4/28
See application file for complete search history.

(56) **References Cited**

U.S. PATENT DOCUMENTS

D347,911 S * 6/1994 Tominaga D30/101
D357,556 S * 4/1995 Hashimoto D30/101

D361,170 S * 8/1995 Hashimoto D30/101
D397,520 S * 8/1998 Ichikawa D30/101
D423,146 S * 4/2000 Wang D30/101
D429,503 S * 8/2000 Hsieh D21/483
D448,124 S * 9/2001 Wang D30/101
D553,304 S * 10/2007 Wang D30/101
D701,003 S * 3/2014 Xu D30/101
D701,352 S * 3/2014 Xu D30/101
D704,382 S * 5/2014 Wu D30/101
D723,745 S * 3/2015 Xu D30/101
2015/0101540 A1 * 4/2015 Allen A01K 63/06
119/247

* cited by examiner

Primary Examiner — Wan Laymon
Assistant Examiner — Clint A Samuel

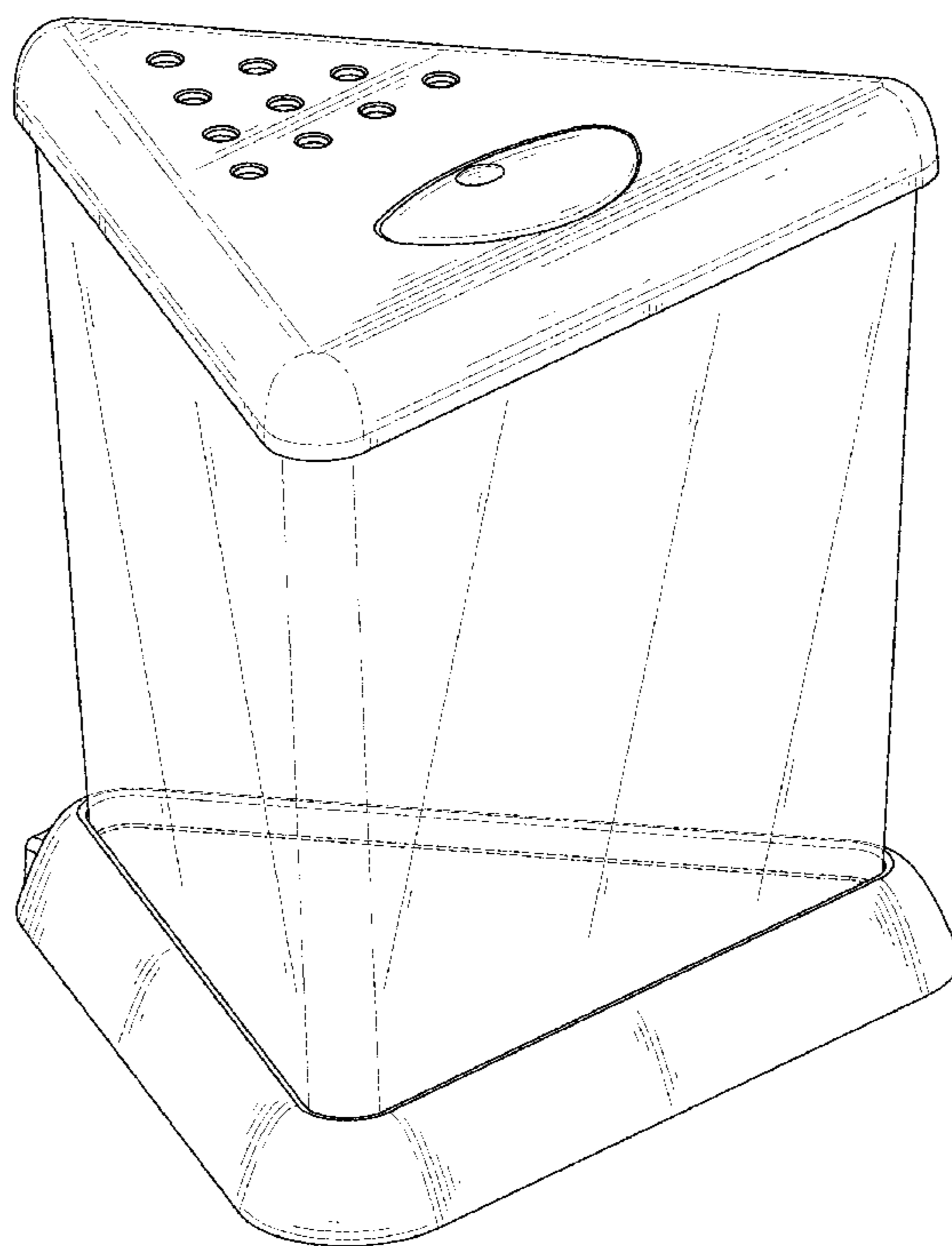
(57) **CLAIM**

The ornamental design for a fish tank, as shown and described.

DESCRIPTION

FIG. 1 is a front perspective view of the fish tank showing my new design;
FIG. 2 is a back perspective view thereof;
FIG. 3 is a front plan view thereof;
FIG. 4 is a back plan view thereof;
FIG. 5 is a left plan view thereof;
FIG. 6 is a right plan view thereof; and,
FIG. 7 is a downward plan view thereof.
The broken line showing in the drawings is included for the purpose of illustrating unclaimed portions of the fish tank and forms no part of the claimed design.

1 Claim, 7 Drawing Sheets






FIG. 1

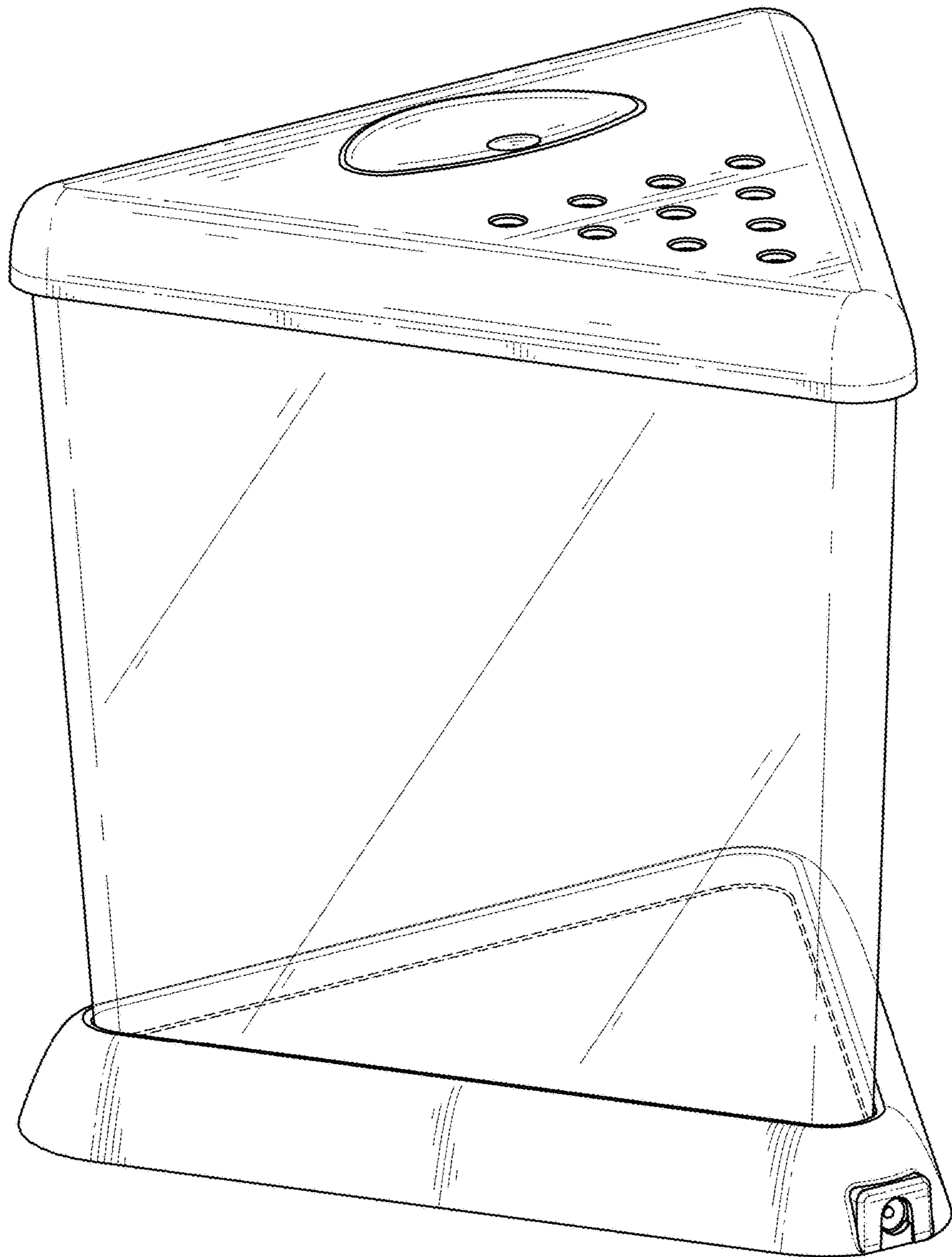


FIG. 2

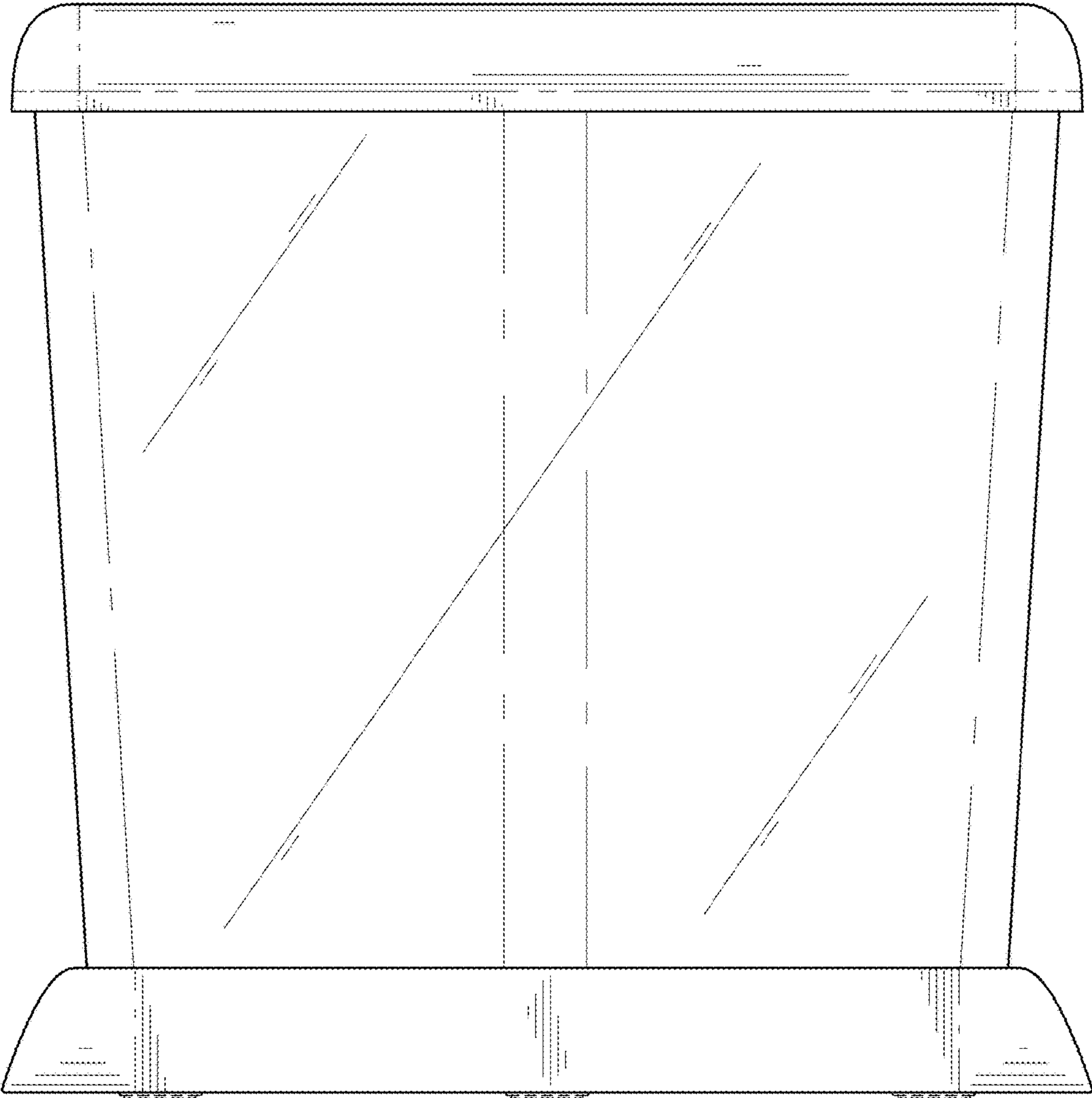


FIG. 3

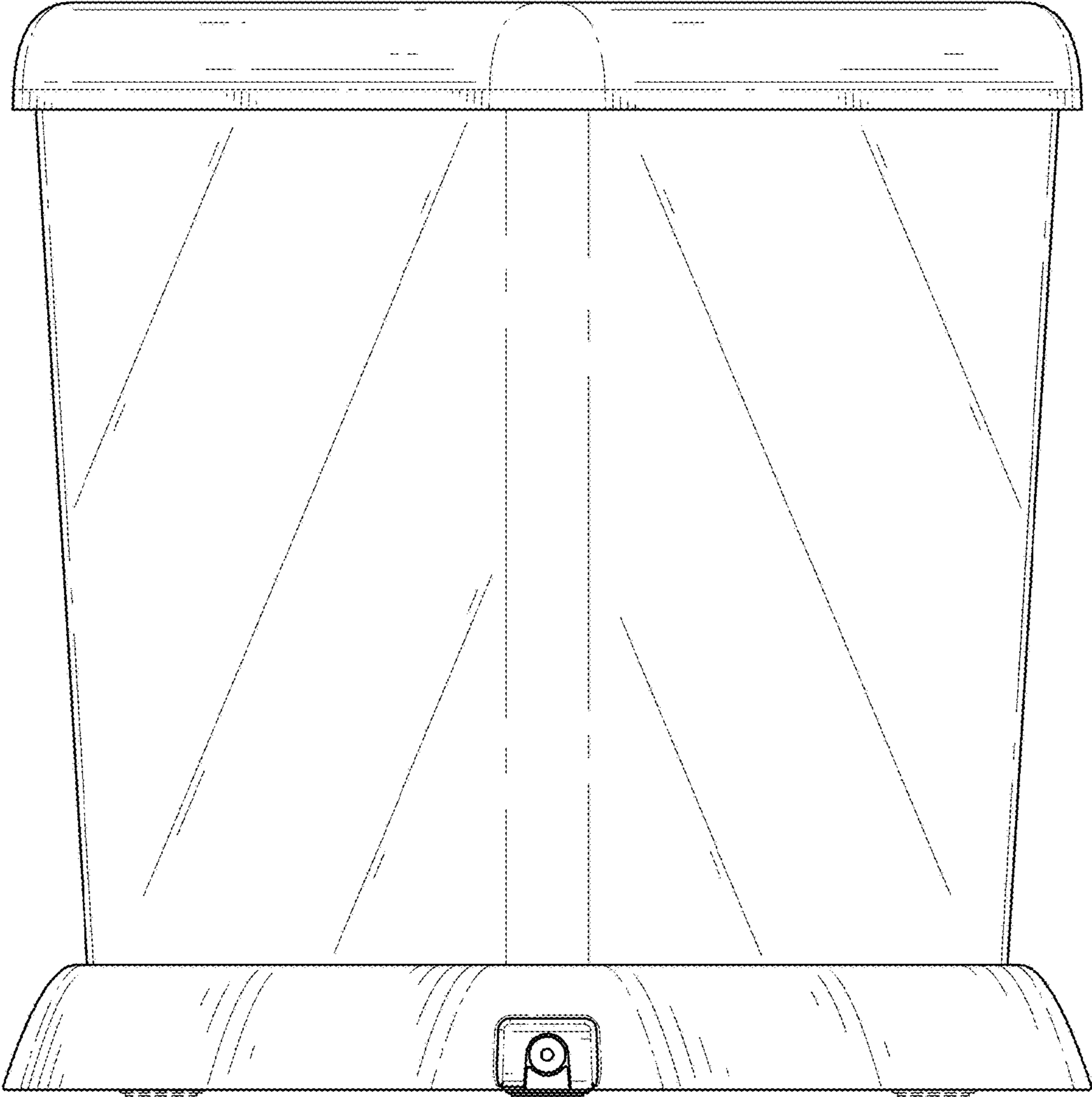


FIG. 4




FIG. 5




FIG. 6

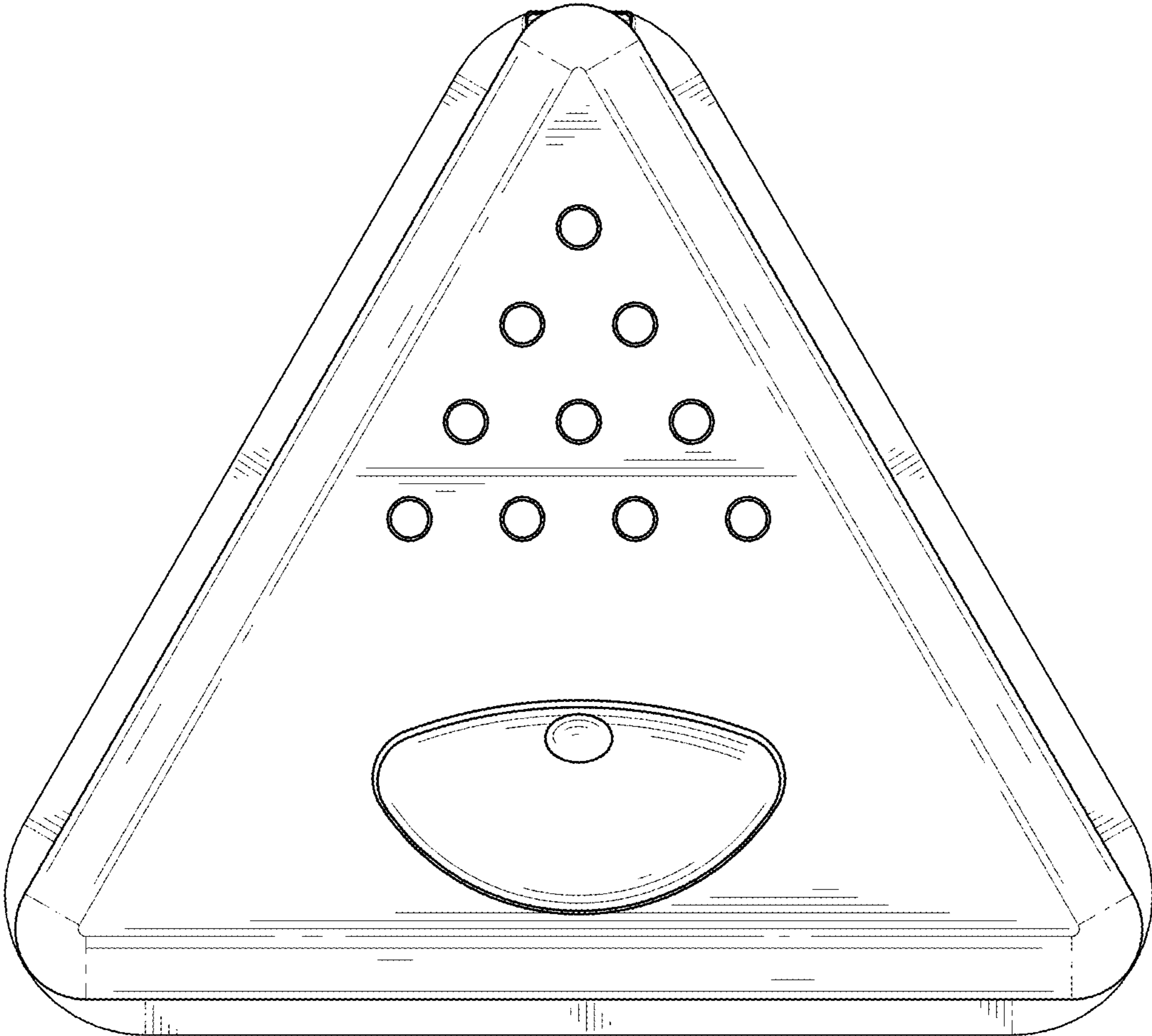


FIG. 7