



US00D795501S

(12) **United States Design Patent** (10) **Patent No.:** **US D795,501 S**
Levine (45) **Date of Patent:** **** Aug. 22, 2017**

- (54) **MOUTHPIECE**
- (71) Applicant: **JBL RADICAL INNOVATIONS, LLC**, New York, NY (US)
- (72) Inventor: **Jonathan B. Levine**, Purchase, NY (US)
- (73) Assignee: **JBL Radical Innovations, LLC**
- (**) Term: **15 Years**
- (21) Appl. No.: **29/600,106**
- (22) Filed: **Apr. 10, 2017**
- (51) **LOC (10) Cl.** **29-02**
- (52) **U.S. Cl.**
USPC **D29/108**
- (58) **Field of Classification Search**
USPC D29/100, 105, 106, 108, 122; D24/108, D24/109, 110, 110.5, 156, 176, 181
CPC . A61F 5/566; A61F 5/58; A63B 71/08; A63B 71/081; A63B 71/085; A63B 2071/085; A63B 2071/088; A61C 7/10; A61C 13/08; A61C 13/081; A61C 13/083; A61C 13/087; A61C 19/066; A61C 5/14; A61B 13/00; A61B 13/24
See application file for complete search history.

- (56) **References Cited**
U.S. PATENT DOCUMENTS
- 2,966,908 A * 1/1961 Cathcart A63B 71/085
128/861
- 3,223,085 A * 12/1965 Gores A63B 71/085
128/861
- 3,234,942 A * 2/1966 Simor A61C 19/063
604/20
- 3,236,235 A * 2/1966 Jacobs A63B 71/085
128/862
- 3,312,218 A * 4/1967 Jacobs A63B 71/085
128/862

- 3,333,582 A * 8/1967 Cathcart A63B 71/085
128/862
- 3,411,501 A * 11/1968 Greenberg A63B 71/085
128/862
- D215,685 S * 10/1969 Helmer D24/176
- 3,505,995 A * 4/1970 Greenberg A63B 71/085
128/862
- 5,259,762 A * 11/1993 Farrell A61C 7/08
433/215
- 5,624,257 A * 4/1997 Farrell A61C 7/08
128/861
- 6,082,363 A * 7/2000 Washburn A63B 71/085
128/859
- D492,785 S * 7/2004 Garabito D24/181
- D593,714 S * 6/2009 Hirshberg D29/108
- D603,101 S * 10/2009 Hirshberg D29/108
- D642,277 S * 7/2011 Farrell D24/181
- D658,813 S * 5/2012 Manzo D29/108
- D682,480 S * 5/2013 Hazard D29/108

(Continued)

Primary Examiner — Elizabeth J Oswecki
(74) *Attorney, Agent, or Firm* — H. Jay Spiegel

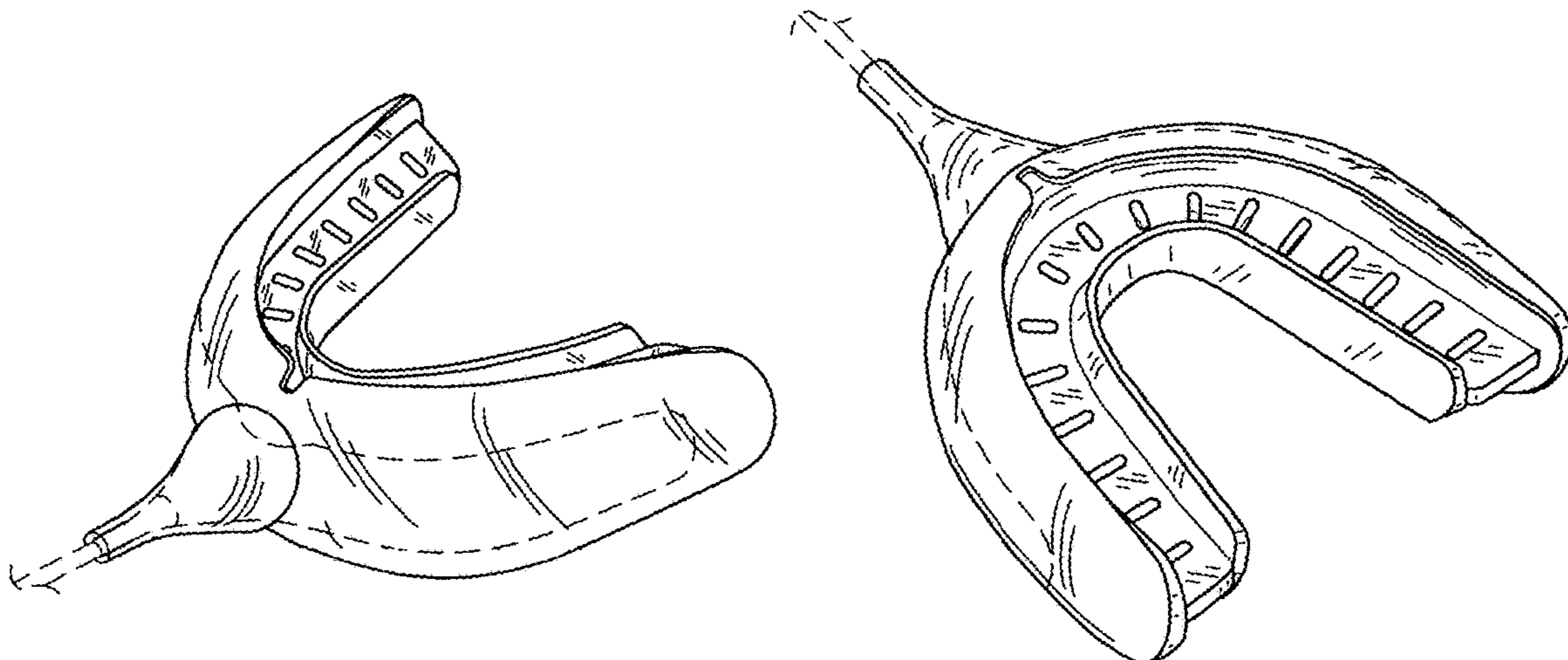
(57) **CLAIM**

The ornamental design for a mouthpiece, as shown and described.

DESCRIPTION

FIG. 1 is a front side perspective view of a mouthpiece showing my new design;
FIG. 2 is a rear side perspective view thereof;
FIG. 3 is a front elevation view thereof;
FIG. 4 is a rear elevation view thereof;
FIG. 5 is a right side elevation view thereof;
FIG. 6 is a left side elevation view thereof;
FIG. 7 is a top plan view thereof; and,
FIG. 8 is a bottom plan view thereof.
The broken lines shown in the drawings represent portions of the mouthpiece, that form no part of the claimed design.

1 Claim, 4 Drawing Sheets



(56)

References Cited

U.S. PATENT DOCUMENTS

D710,506 S * 8/2014 Tolentino D24/181
8,800,184 B1 * 8/2014 Lerman G09F 23/00
128/861
D727,571 S * 4/2015 Brett D29/108
D743,107 S * 11/2015 Hirshberg D29/108
D771,876 S * 11/2016 Hazard D29/108
2006/0084024 A1 * 4/2006 Farrell A61C 7/08
433/6
2007/0254256 A1 * 11/2007 Farrell A61C 7/08
433/6
2010/0051038 A1 * 3/2010 Quigless A63B 71/085
128/861
2010/0196837 A1 * 8/2010 Farrell A61C 7/08
433/6
2011/0091833 A1 * 4/2011 Farrell A61C 7/08
433/6
2012/0111343 A1 * 5/2012 Turkbash A63B 71/085
128/862

* cited by examiner

FIG. 1

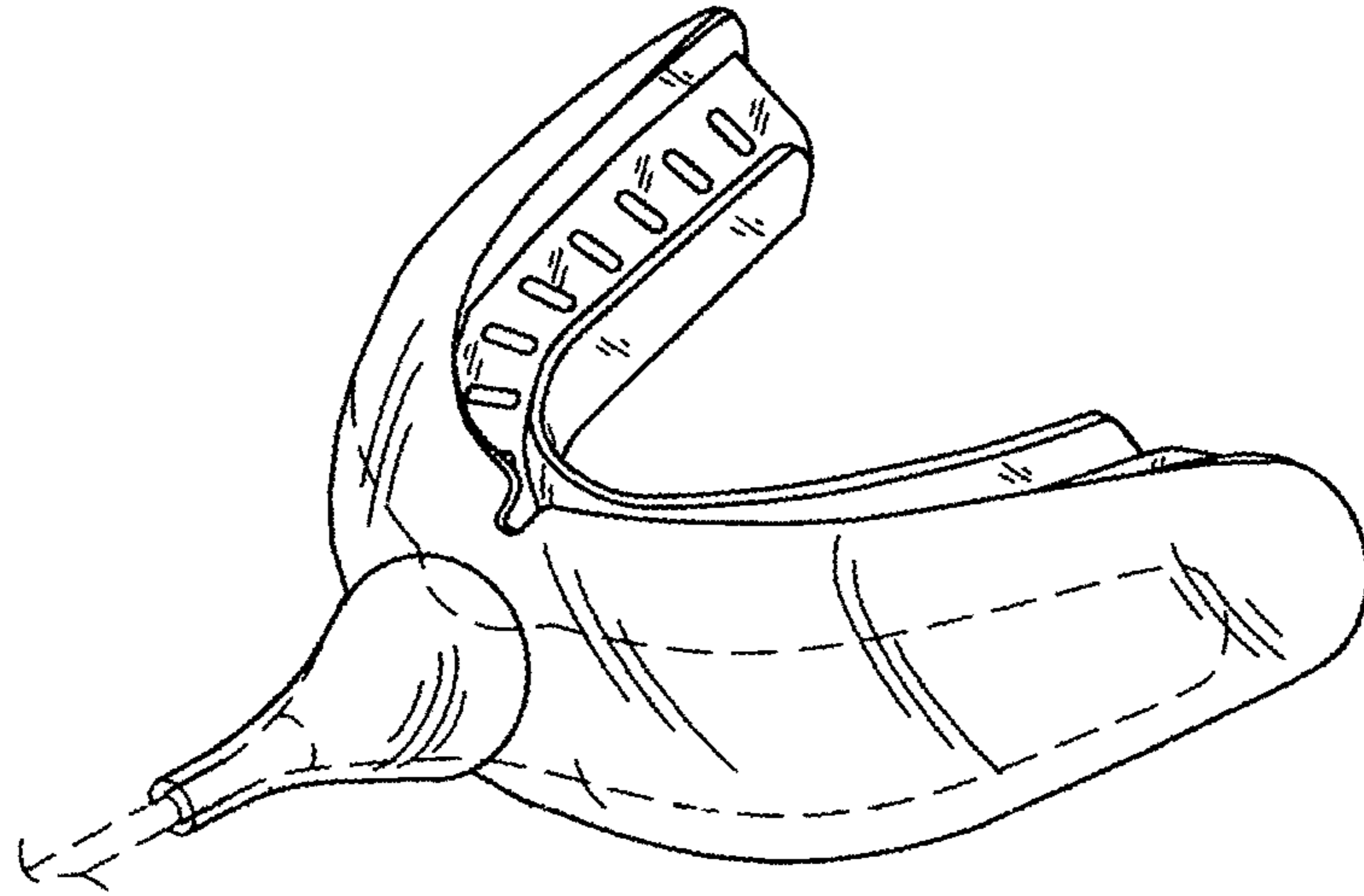


FIG. 2

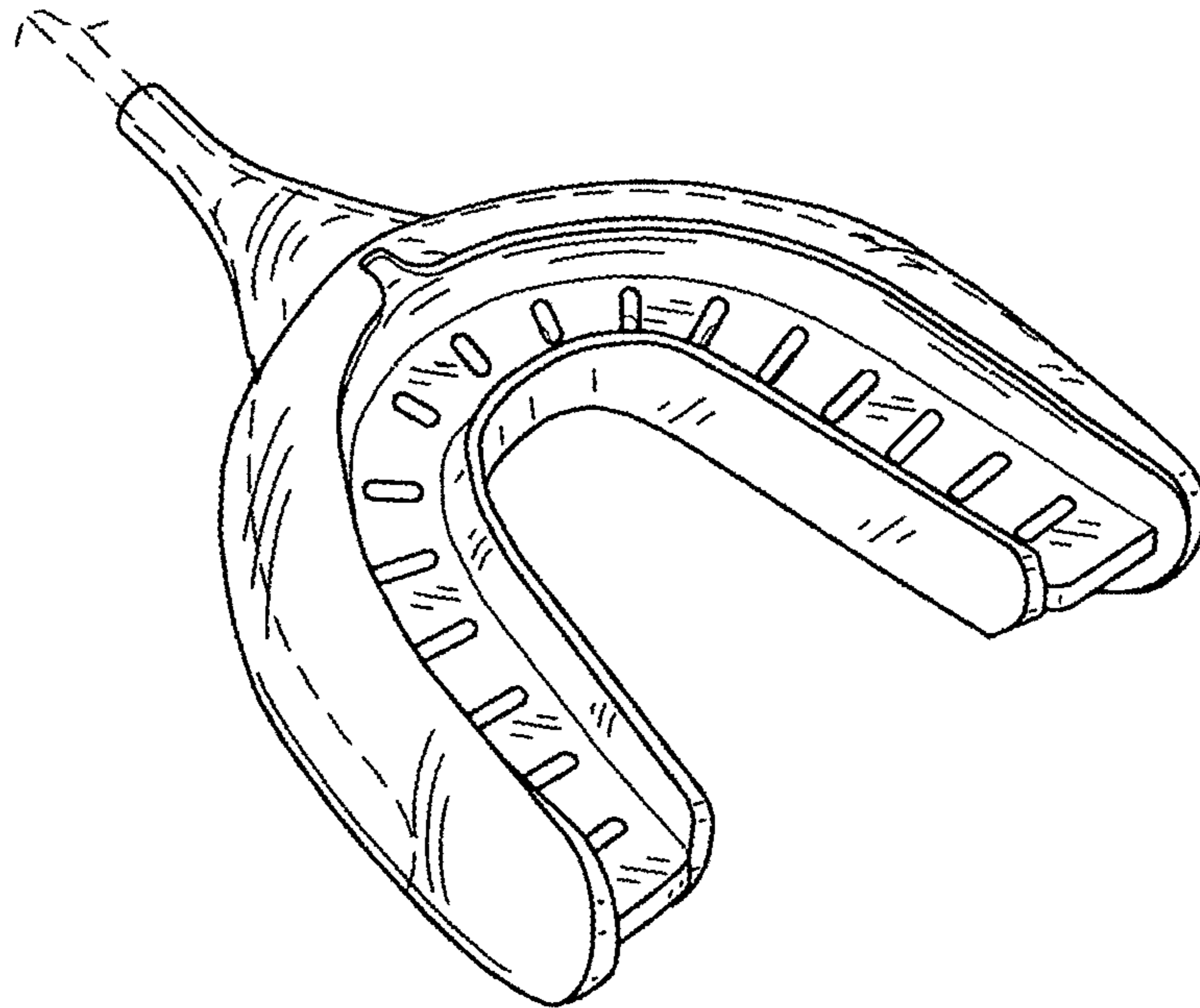


FIG. 3

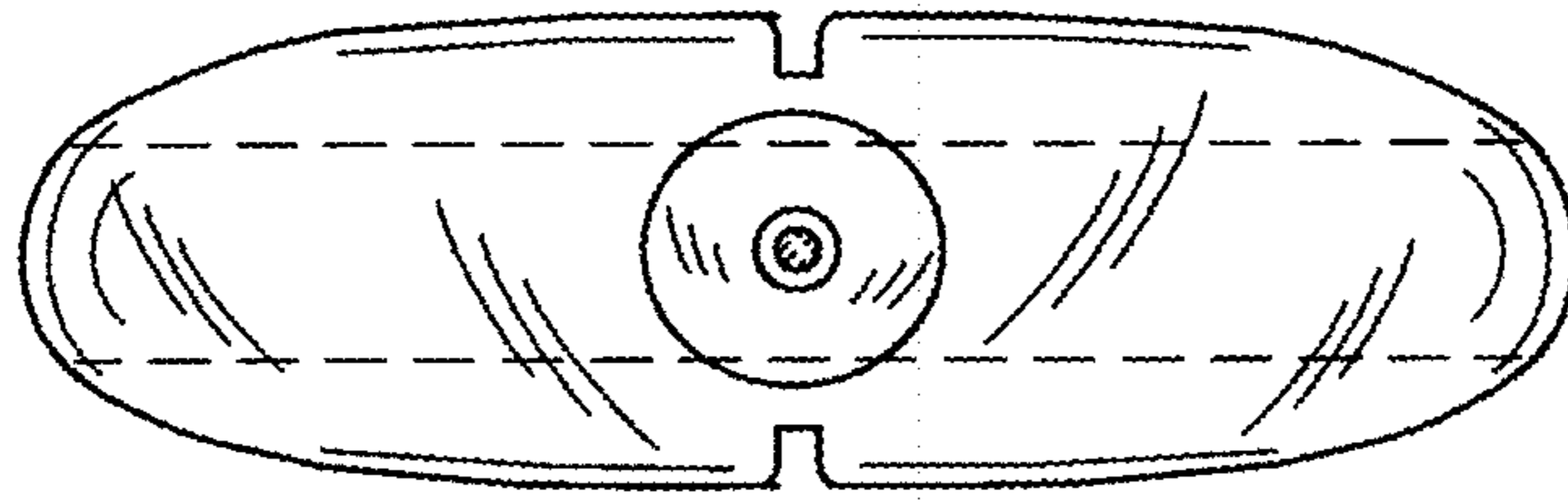


FIG. 4

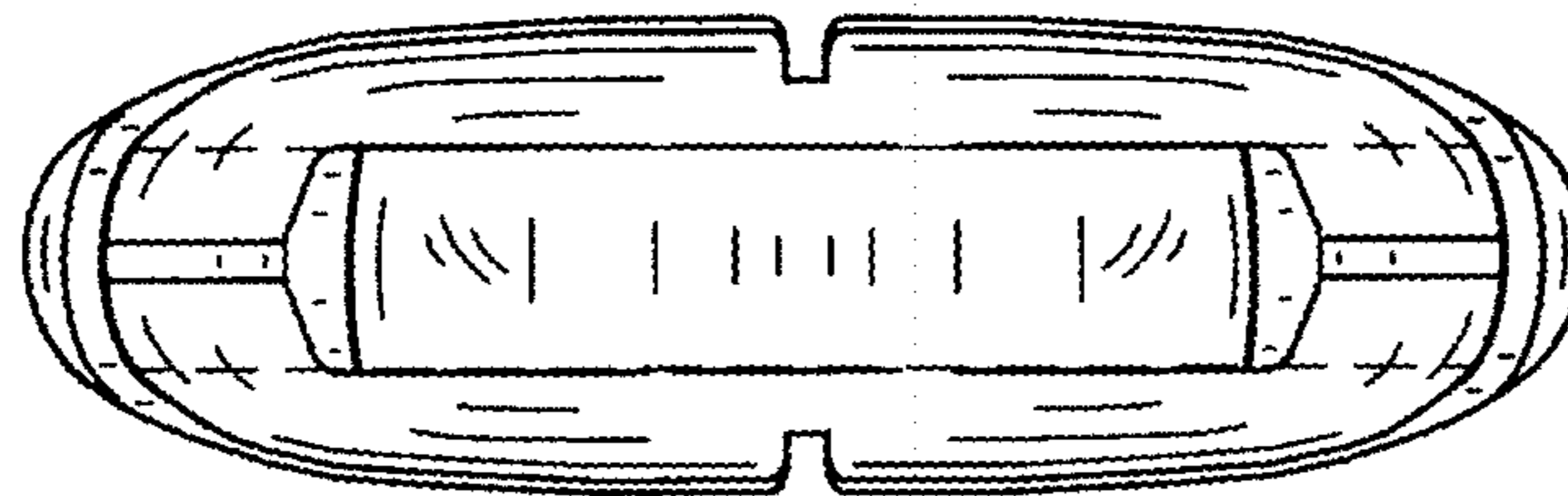


FIG. 5

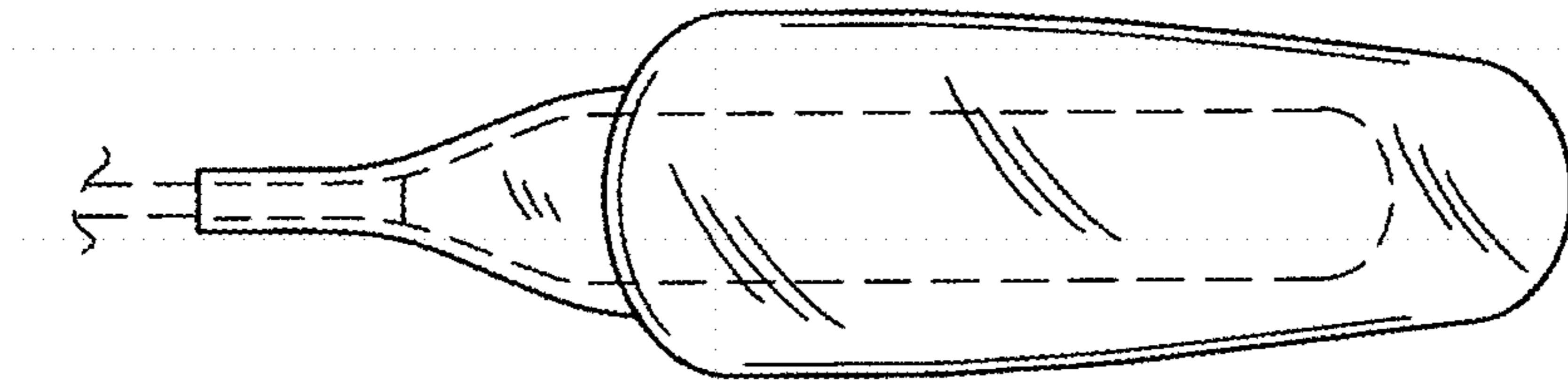


FIG. 6




FIG. 7

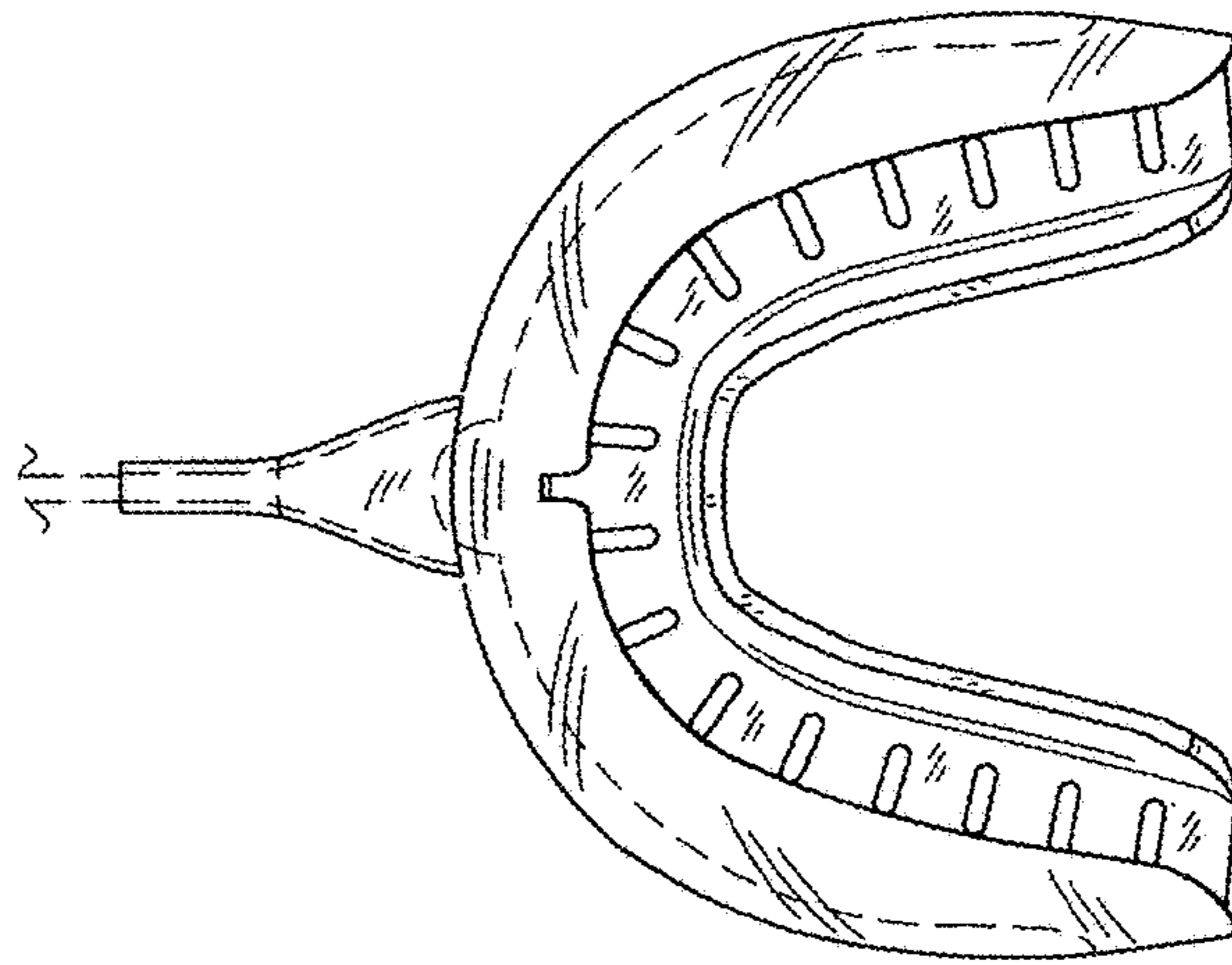


FIG. 8

