



US00D795496S

(12) **United States Design Patent** (10) **Patent No.:** **US D795,496 S**
Beer et al. (45) **Date of Patent:** **** Aug. 22, 2017**

(54) **ELECTRONIC CIGARETTE**
(71) Applicant: **Hyve AG**, Munich (DE)
(72) Inventors: **Andreas Ingo Beer**, Grasbrunn (DE);
Tobias Neutz, Munich (DE)
(**) Term: **15 Years**
(21) Appl. No.: **29/553,986**
(22) Filed: **Feb. 5, 2016**
(30) **Foreign Application Priority Data**
Aug. 6, 2015 (EM) 002750570
(51) **LOC (10) Cl.** **27-01**
(52) **U.S. Cl.**
USPC **D27/101**
(58) **Field of Classification Search**
USPC D27/100, 101, 162, 163-194
CPC A24F 47/00; A24F 47/002; A24B 15/243;
A24B 15/16; A24B 15/167; A61M
11/042; A61M 15/06
See application file for complete search history.

(56) **References Cited**
U.S. PATENT DOCUMENTS
D453,854 S * 2/2002 Verhoeven-Koster D27/101
D590,991 S * 4/2009 Hon D27/101
D614,346 S * 4/2010 Lik D27/101
D617,050 S * 6/2010 Lou D28/76
D623,351 S * 9/2010 Kirkeby D27/101
D666,355 S * 8/2012 Alelov D27/101
D695,449 S * 12/2013 Tucker D27/101
8,950,395 B2 * 2/2015 Schennum A61M 15/06
128/200.23
D728,154 S * 4/2015 Lavanchy D27/100
D729,439 S * 5/2015 Scatterday D27/101
D739,597 S * 9/2015 Lavanchy D27/100
D739,598 S * 9/2015 Lavanchy D27/100
D748,327 S * 1/2016 Taha D27/163

D750,834 S * 3/2016 Wei D27/101
D750,835 S * 3/2016 Wei D27/101
D752,278 S * 3/2016 Verleur D13/103
D754,916 S * 4/2016 Irvin D27/163
D755,440 S * 5/2016 Collen D27/163
D756,031 S * 5/2016 Wu D27/101
D757,352 S * 5/2016 Bagai D27/101
D757,994 S * 5/2016 Moradian D27/101
D758,650 S * 6/2016 Wu D27/101
D759,296 S * 6/2016 Abroff D27/101
D770,086 S * 10/2016 Tucker D27/101
D776,337 S * 1/2017 Levin D27/101

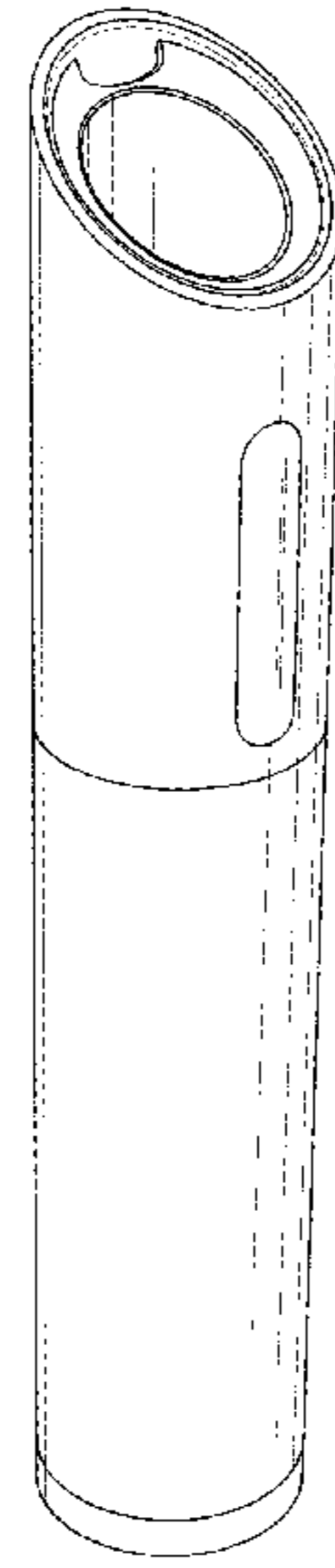
(Continued)

Primary Examiner — Robert M Spear
Assistant Examiner — Marissa J Cash
(74) *Attorney, Agent, or Firm* — Dykema Gossett PLLC

(57) **CLAIM**
We claim the ornamental design for an electronic cigarette,
as shown and described.

DESCRIPTION
FIG. 1 is an isometric view of an embodiment of an
electronic cigarette according to the present invention.
FIG. 2 is a top plan view of the embodiment depicted in FIG.
1.
FIG. 3 is a bottom plan view of the embodiment depicted in
FIG. 1.
FIG. 4 is a right side elevational view of the embodiment
depicted in FIG. 1.
FIG. 5 is a left side elevational view of the embodiment
depicted in FIG. 1.
FIG. 6 is a rear elevational view of the embodiment depicted
in FIG. 1; and,
FIG. 7 is a front elevational view of the embodiment
depicted in FIG. 1.
The broken lines shown in the drawings illustrate portions of
the electronic cigarette that form no part of the claimed
design.

1 Claim, 2 Drawing Sheets



(56)

References Cited

U.S. PATENT DOCUMENTS

2008/0271744 A1* 11/2008 Danforth A24F 1/28
131/270
2013/0284194 A1* 10/2013 Newton A24F 47/008
131/329
2013/0298905 A1* 11/2013 Levin A24F 47/008
128/202.21
2014/0020696 A1* 1/2014 Liu A24F 47/002
131/329
2014/0345632 A1* 11/2014 Scatterday A24F 47/008
131/329
2015/0000682 A1* 1/2015 Liu A24F 47/008
131/329
2015/0320114 A1* 11/2015 Wu A24F 47/008
131/329
2015/0374036 A1* 12/2015 Suzuki A24F 47/008
131/329
2016/0007650 A1* 1/2016 Duncan A24F 47/004
131/328
2016/0242463 A1* 8/2016 Liu A24F 47/008
2017/0020191 A1* 1/2017 Lamb A24F 47/008

* cited by examiner

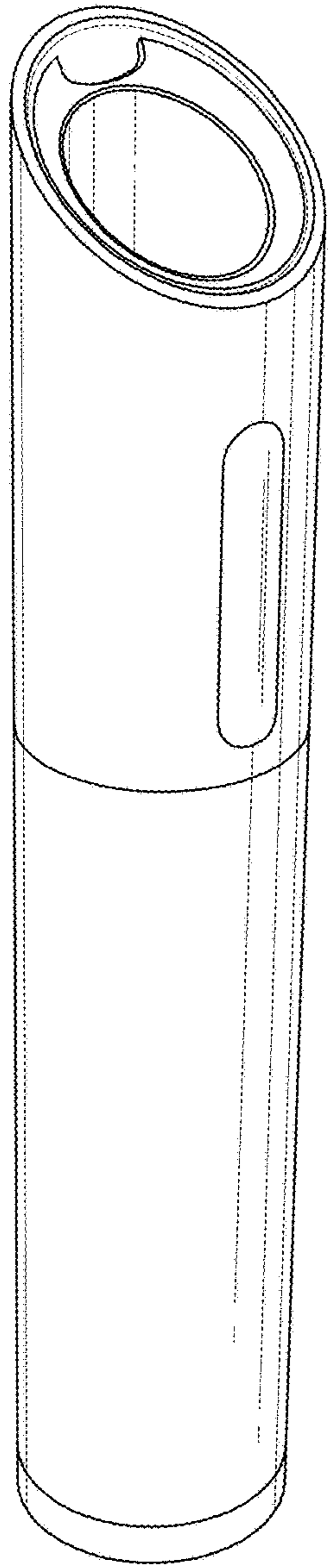


FIG. 1




FIG. 2




FIG. 3




FIG. 4




FIG. 5

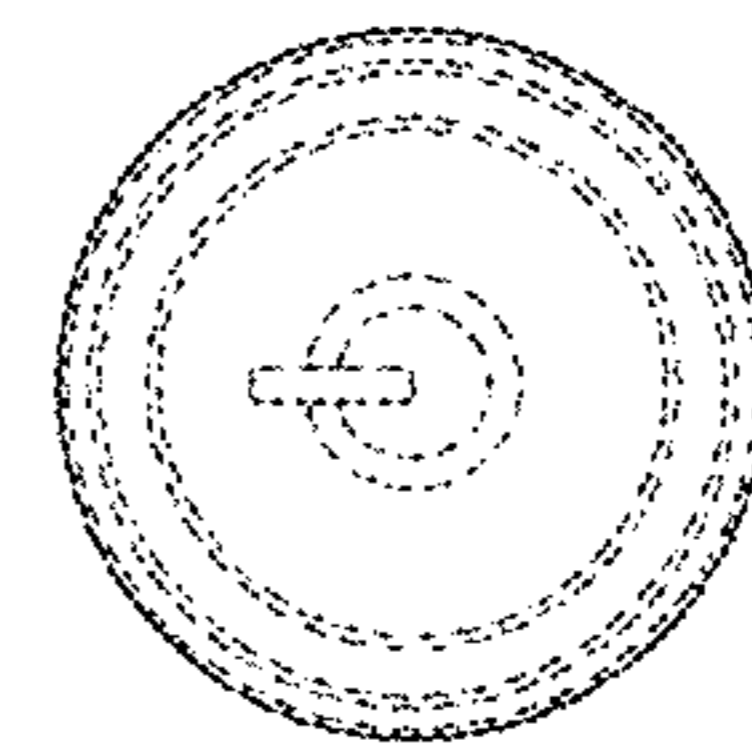


FIG. 6

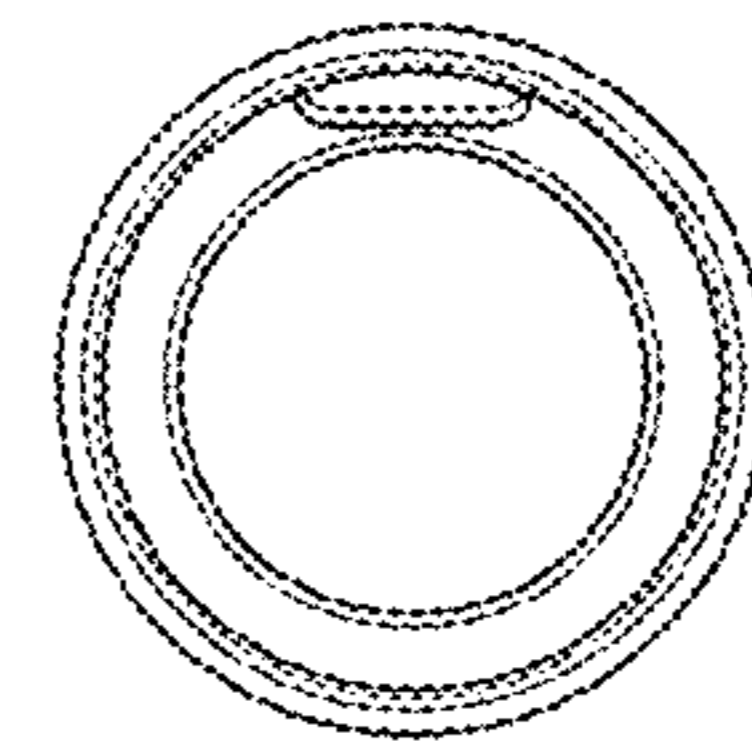


FIG. 7