



US00D795495S

(12) **United States Design Patent**
Li et al.

(10) **Patent No.:** **US D795,495 S**

(45) **Date of Patent:** **** Aug. 22, 2017**

(54) **ATOMIZING DEVICE**

(71) Applicant: **Shenzhen First Union Technology Co., Ltd.**, Shenzhen, Guangdong Province (CN)

(72) Inventors: **Yonghai Li**, Shenzhen (CN); **Zhongli Xu**, Shenzhen (CN); **Yansheng Zhang**, Shenzhen (CN); **Hongxing Duan**, Shenzhen (CN)

(73) Assignee: **SHENZHEN FIRST UNION TECHNOLOGY CO., LTD.**, Shenzhen, Guangdong Province (CN)

(**) Term: **15 Years**

(21) Appl. No.: **29/548,369**

(22) Filed: **Dec. 13, 2015**

(51) **LOC (10) Cl.** **27-01**

(52) **U.S. Cl.**
USPC **D27/100**

(58) **Field of Classification Search**
USPC D27/100, 101, 163, 169, 172, 194;
D23/360, 363; 131/270–273, 360–368,
131/329, 330
CPC A24F 15/18; A24F 13/02; A24F 13/06;
A24F 15/00; A24F 7/00; A24F 7/04
See application file for complete search history.

(56) **References Cited**

U.S. PATENT DOCUMENTS

D594,938 S * 6/2009 Dirneder D23/262
D636,844 S * 4/2011 Herre D23/213
D642,468 S * 8/2011 Maxwell D9/500

D648,008 S * 11/2011 Percoco D23/262
D709,179 S * 7/2014 Inoue D24/110
D710,488 S * 8/2014 Alima D23/363
D731,634 S * 6/2015 Page D23/365
D740,488 S * 10/2015 Leidel D27/167
D749,261 S * 2/2016 Chen D27/162
D752,281 S * 3/2016 Alima D27/167
D753,284 S * 4/2016 Burks D24/110
D771,307 S * 11/2016 Wu D27/101
D772,478 S * 11/2016 Liu D27/167
D780,991 S * 3/2017 Liu D27/101

* cited by examiner

Primary Examiner — Eric Goodman

Assistant Examiner — Jennifer Wright

(74) *Attorney, Agent, or Firm* — Cheng-Ju Chiang

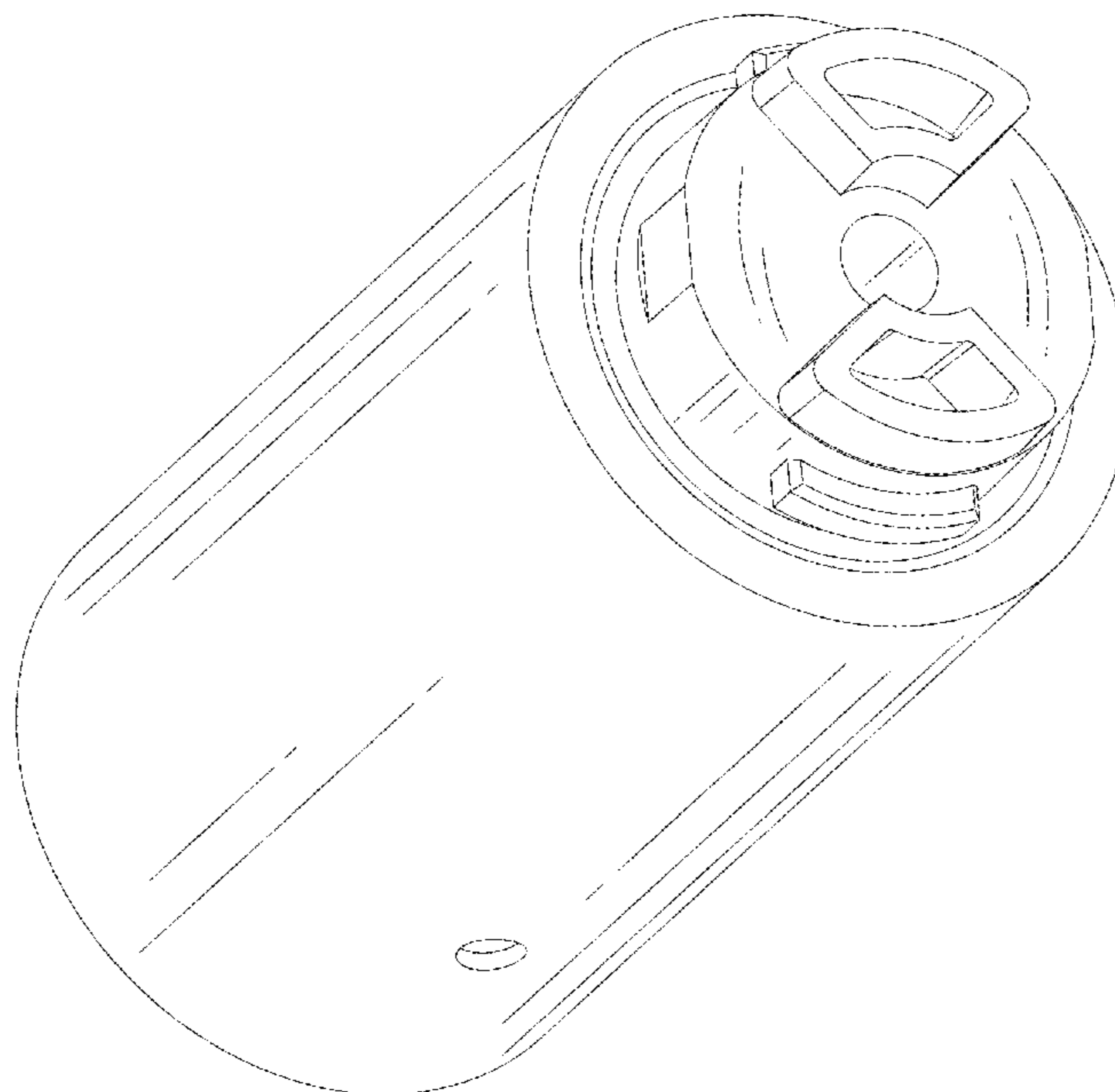
(57) **CLAIM**

The ornamental design for an atomizing device, as shown and described.

DESCRIPTION

FIG. 1 is a perspective view of an atomizing device showing my new design;
FIG. 2 is another perspective view of the atomizing device of FIG. 1 viewed from another viewing angle;
FIG. 3 is a front elevational view of the atomizing device of FIG. 1;
FIG. 4 is a rear elevational view thereof;
FIG. 5 is a left side elevational view thereof;
FIG. 6 is a right side elevational view thereof;
FIG. 7 is a top plan view thereof; and,
FIG. 8 is a bottom plan view thereof.
The broken lines depict parts of the atomizing device that form no part of the claimed design.

1 Claim, 8 Drawing Sheets



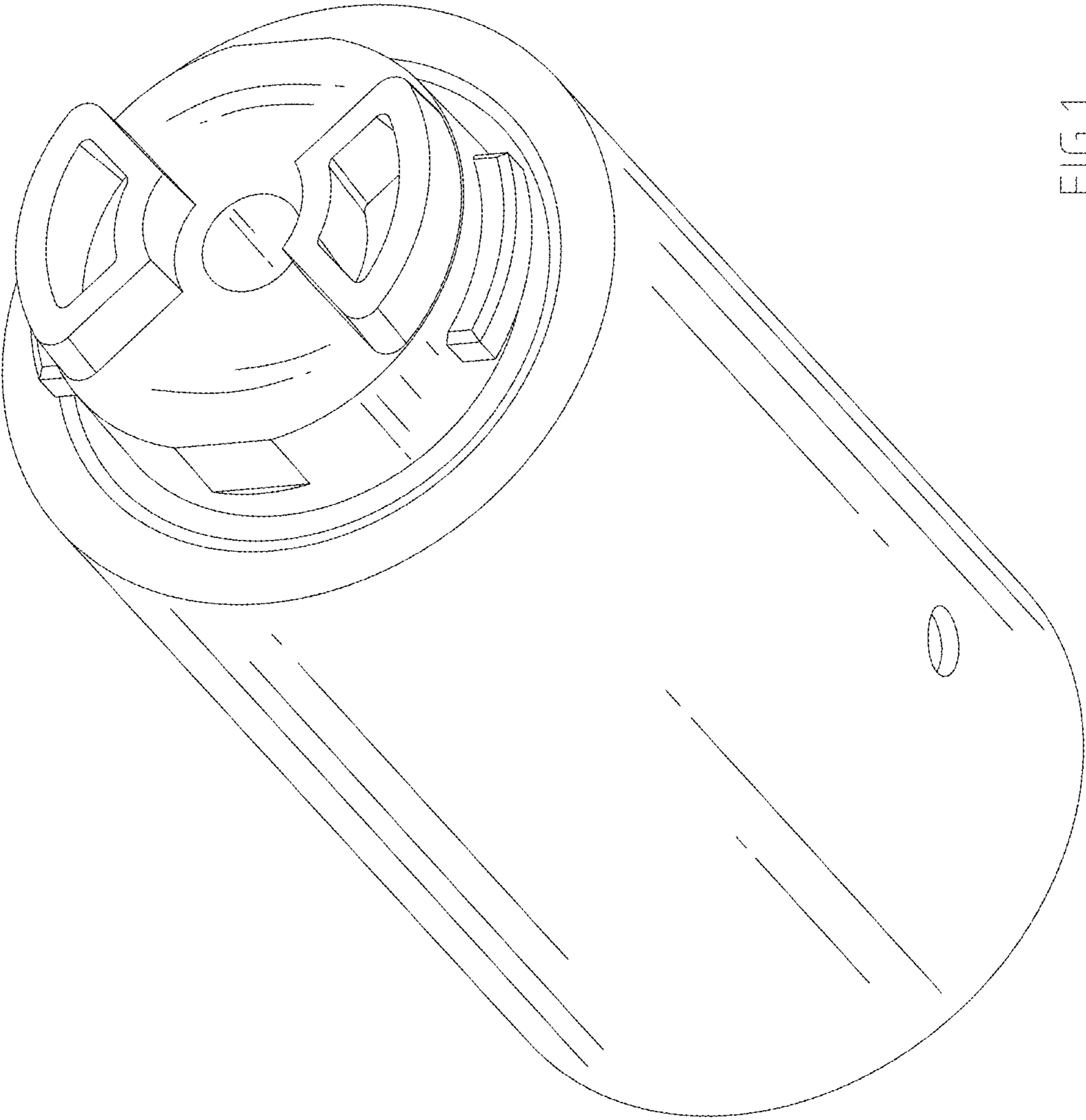


FIG. 1

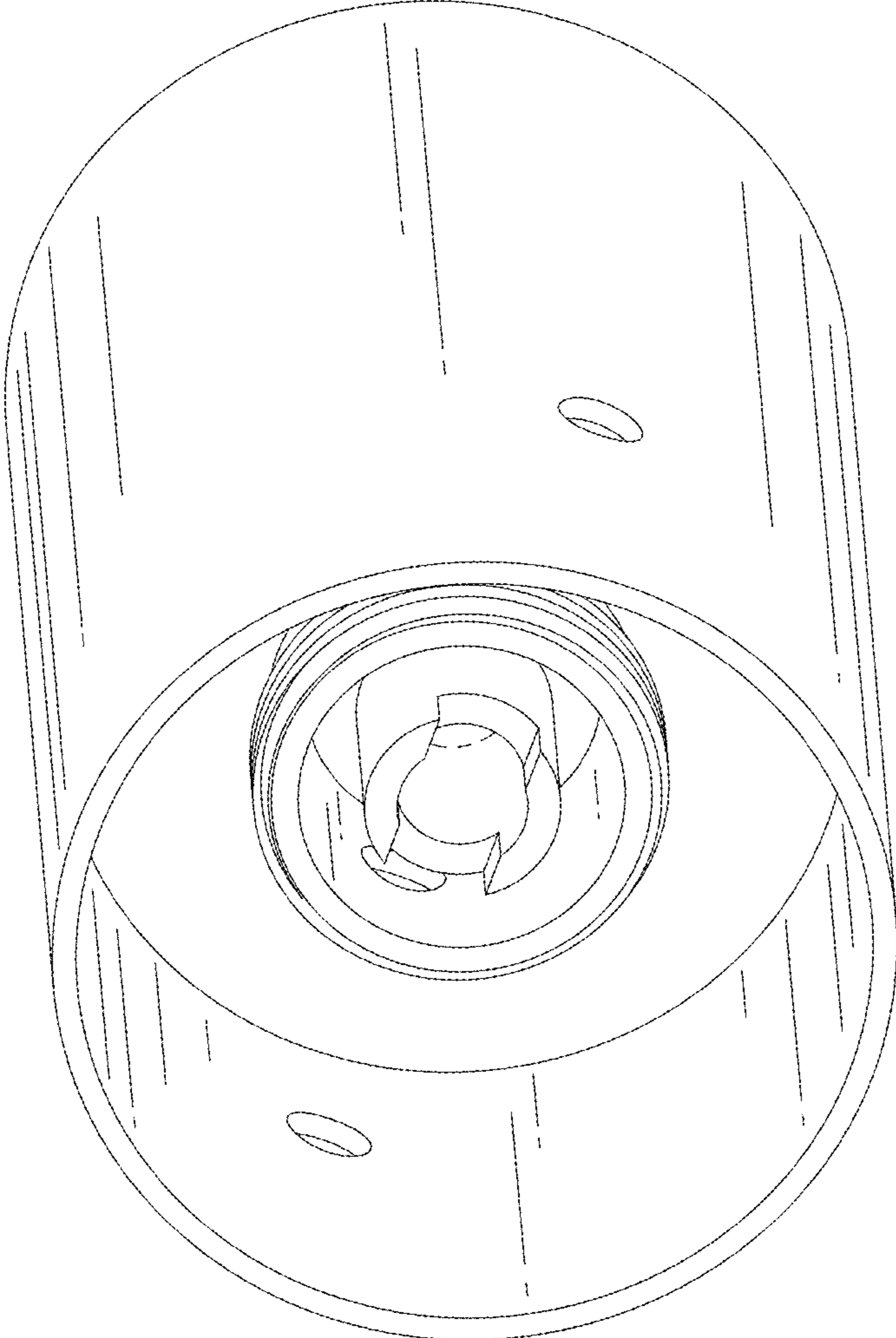


FIG. 2




FIG. 3




FIG.4




FIG. 5




FIG.6

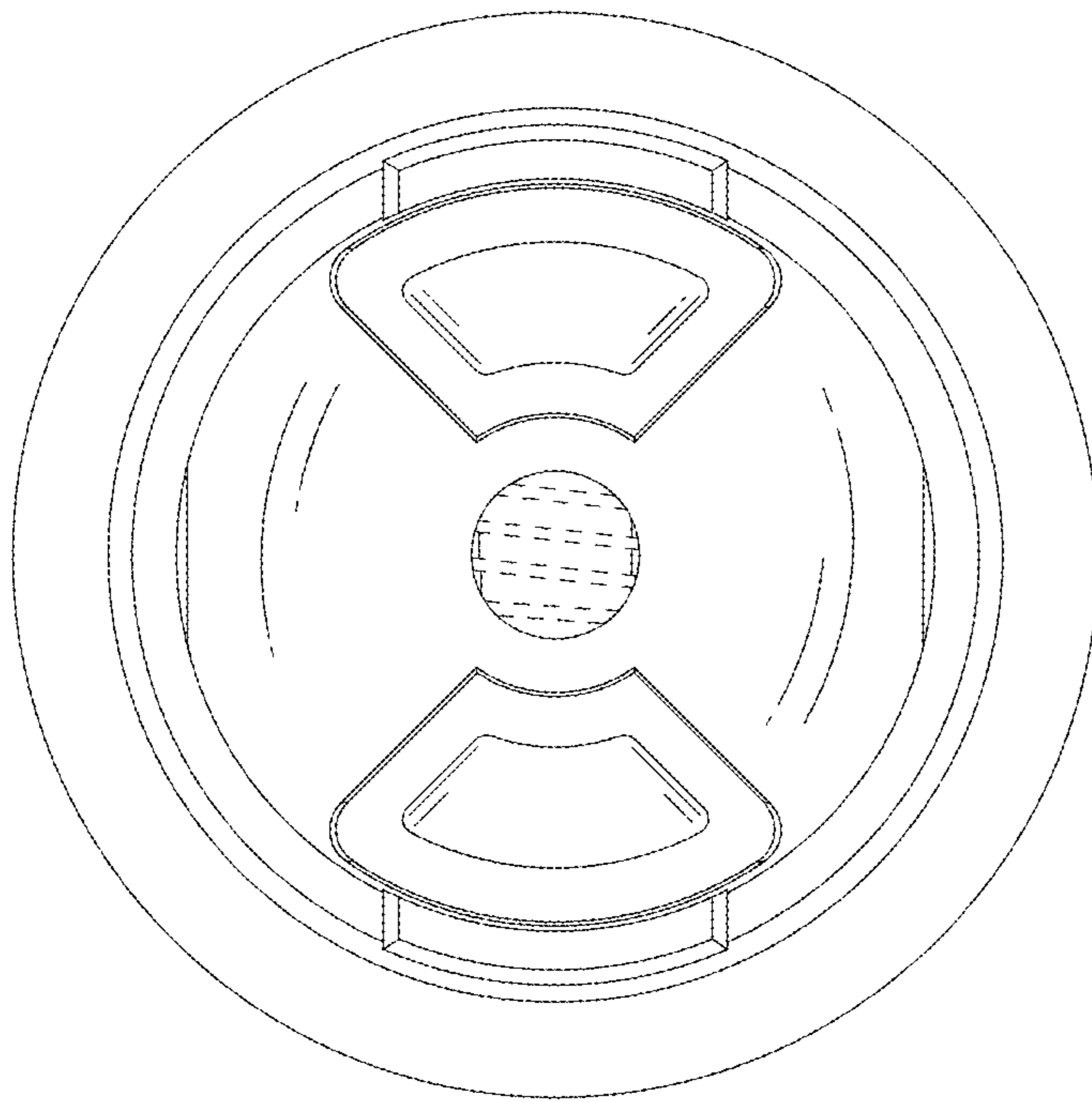


FIG. 7

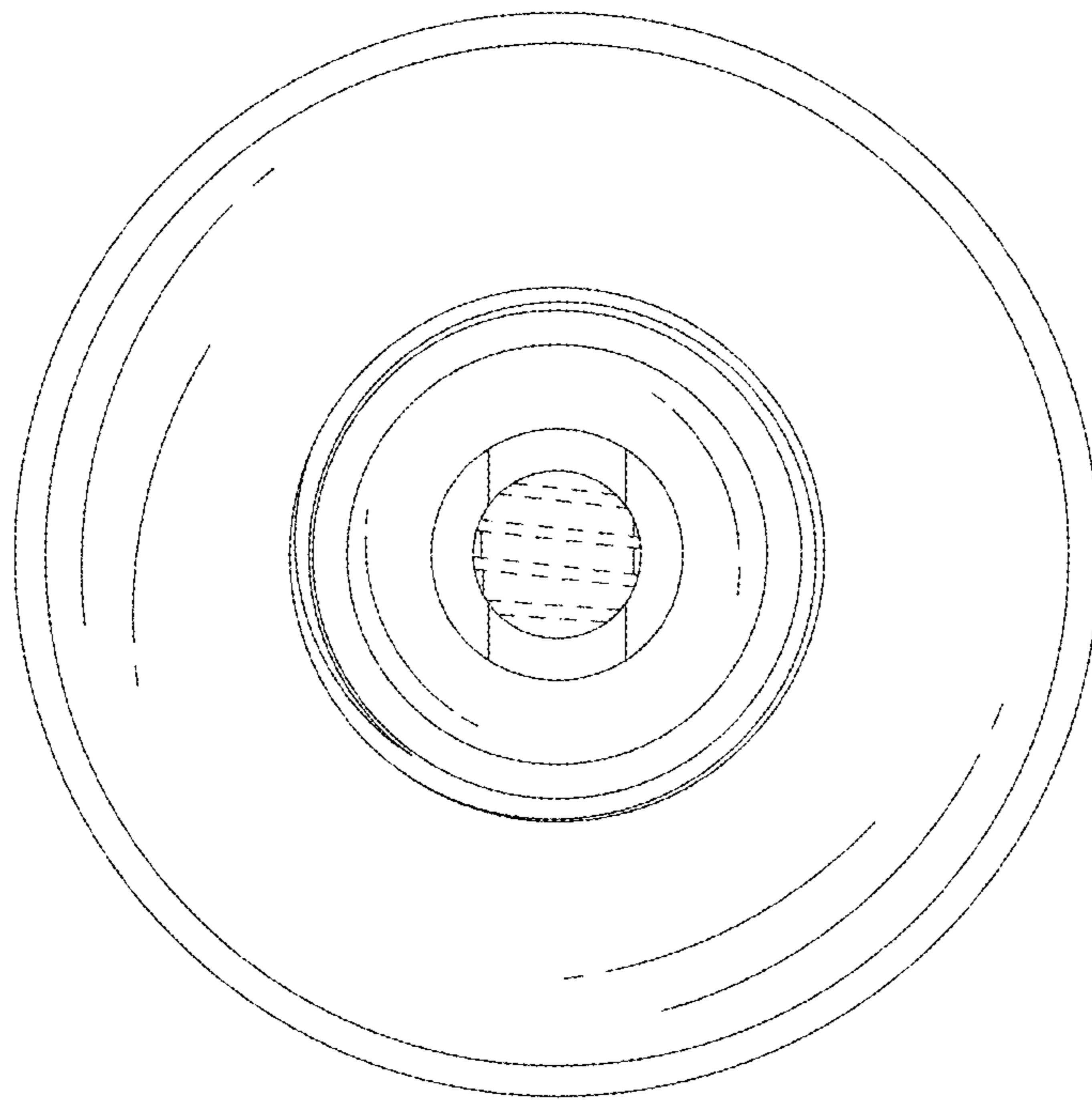


FIG. 8