



US00D795492S

(12) **United States Design Patent**  
**Kim et al.**

(10) **Patent No.:** **US D795,492 S**

(45) **Date of Patent:** **\*\* Aug. 22, 2017**

(54) **MOLD FOR PACKAGING  
SEMICONDUCTOR LIGHT EMITTING  
DEVICE**

(71) Applicant: **SEMICON LIGHT CO., LTD.**,  
Gyeonggi-do (KR)

(72) Inventors: **Kyoung Min Kim**, Gyeonggi-do (KR);  
**Soo Kun Jeon**, Gyeonggi-do (KR);  
**Eun Hyun Park**, Gyeonggi-do (KR)

(73) Assignee: **SEMICON LIGHT CO., LTD.**,  
Gyeonggi-Do (KR)

(\*\*) Term: **15 Years**

(21) Appl. No.: **29/569,239**

(22) Filed: **Jun. 24, 2016**

(30) **Foreign Application Priority Data**

Dec. 24, 2015 (KR) ..... 30-2015-0066137

(51) **LOC (10) Cl.** ..... **26-99**

(52) **U.S. Cl.**  
USPC ..... **D26/120**

(58) **Field of Classification Search**  
USPC ..... D26/1, 24, 120, 138; D13/180  
CPC ..... H01J 5/48; H01J 5/50; H01J 19/54  
See application file for complete search history.

(56) **References Cited**

**U.S. PATENT DOCUMENTS**

D568,833 S \* 5/2008 Li ..... D13/180  
D599,750 S \* 9/2009 Kim ..... D13/180

D622,680 S \* 8/2010 Lin ..... D13/180  
D627,310 S \* 11/2010 Lin ..... D13/180  
D627,921 S \* 11/2010 Chen ..... D26/138  
D634,284 S \* 3/2011 Ko ..... D13/180  
D634,285 S \* 3/2011 Ko ..... D13/180  
8,415,692 B2 4/2013 Toquin ..... 257/98  
8,610,140 B2 12/2013 Joo et al. .... 257/88  
D704,358 S \* 5/2014 Joo ..... D26/1  
8,748,915 B2 6/2014 Chan et al. .... 257/91  
D761,674 S \* 7/2016 Nikaido ..... D25/138

\* cited by examiner

*Primary Examiner* — Brian N Vinson

(74) *Attorney, Agent, or Firm* — Harness, Dickey &  
Pierce, P.L.C.

(57) **CLAIM**

The ornamental design for a mold for packaging semicon-  
ductor light emitting device, as shown and described.

**DESCRIPTION**

FIG. 1 is a perspective view of a mold for packaging  
semiconductor light emitting device, showing our new  
design;

FIG. 2 is a front view thereof;

FIG. 3 is a rear view thereof;

FIG. 4 is a left side view thereof;

FIG. 5 is a right side view thereof;

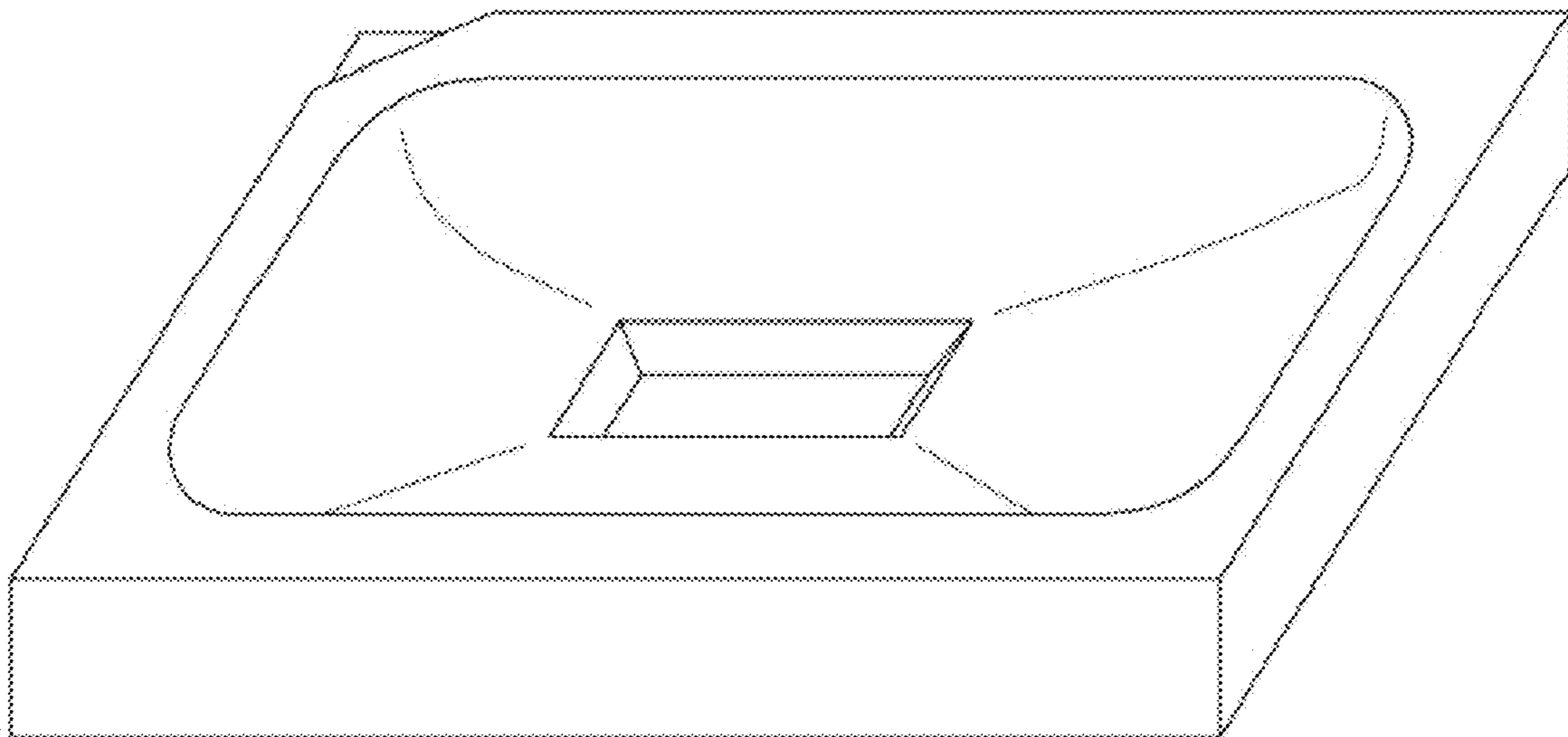
FIG. 6 is a top view thereof;

FIG. 7 is a bottom view thereof;

FIG. 8 is a sectional view thereof, taken generally along the  
line A-A' in FIG. 6; and,

FIG. 9 is a sectional view thereof, taken generally along the  
line B-B' in FIG. 6.

**1 Claim, 5 Drawing Sheets**



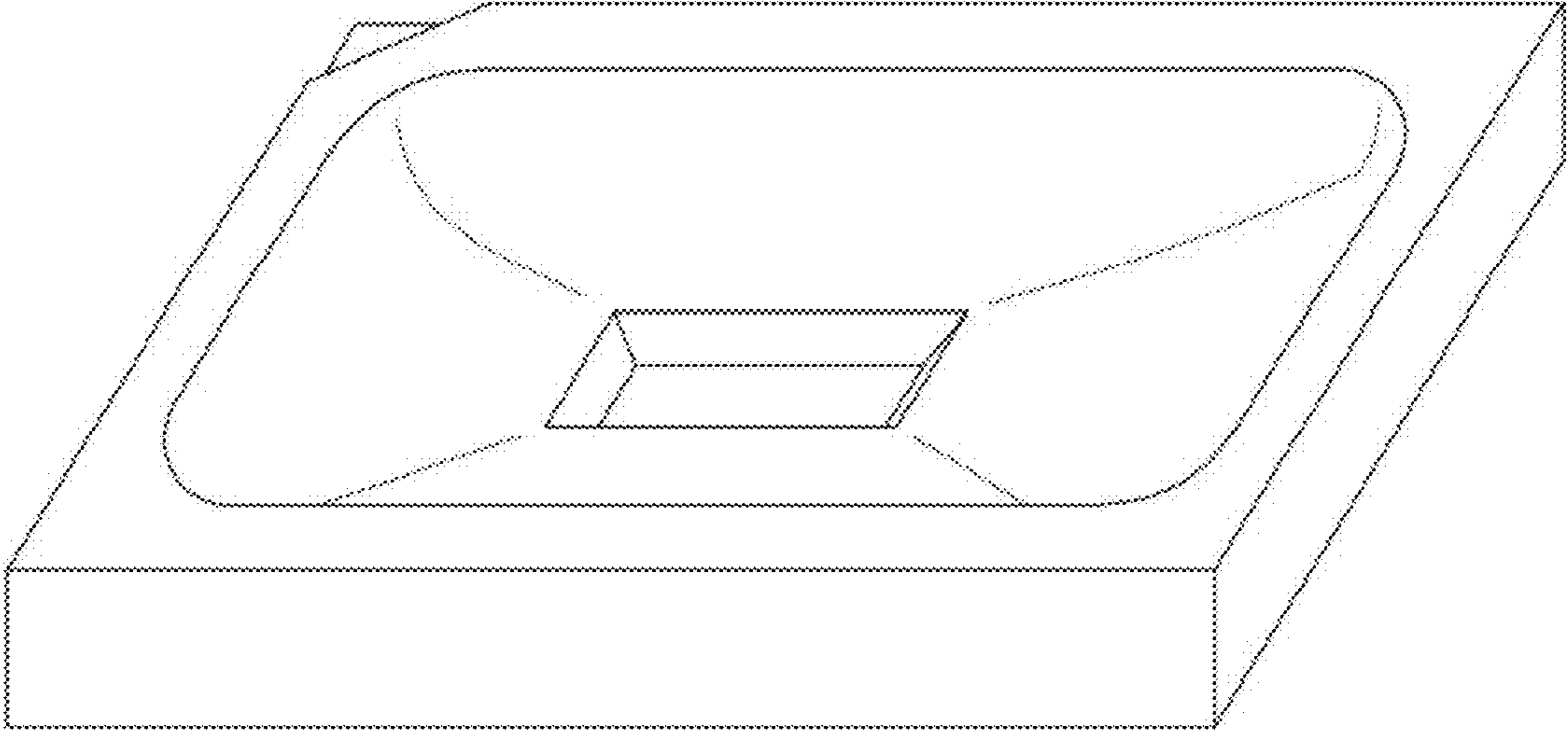


FIG. 1



**FIG. 2**



**FIG. 3**



**FIG. 4**



**FIG. 5**

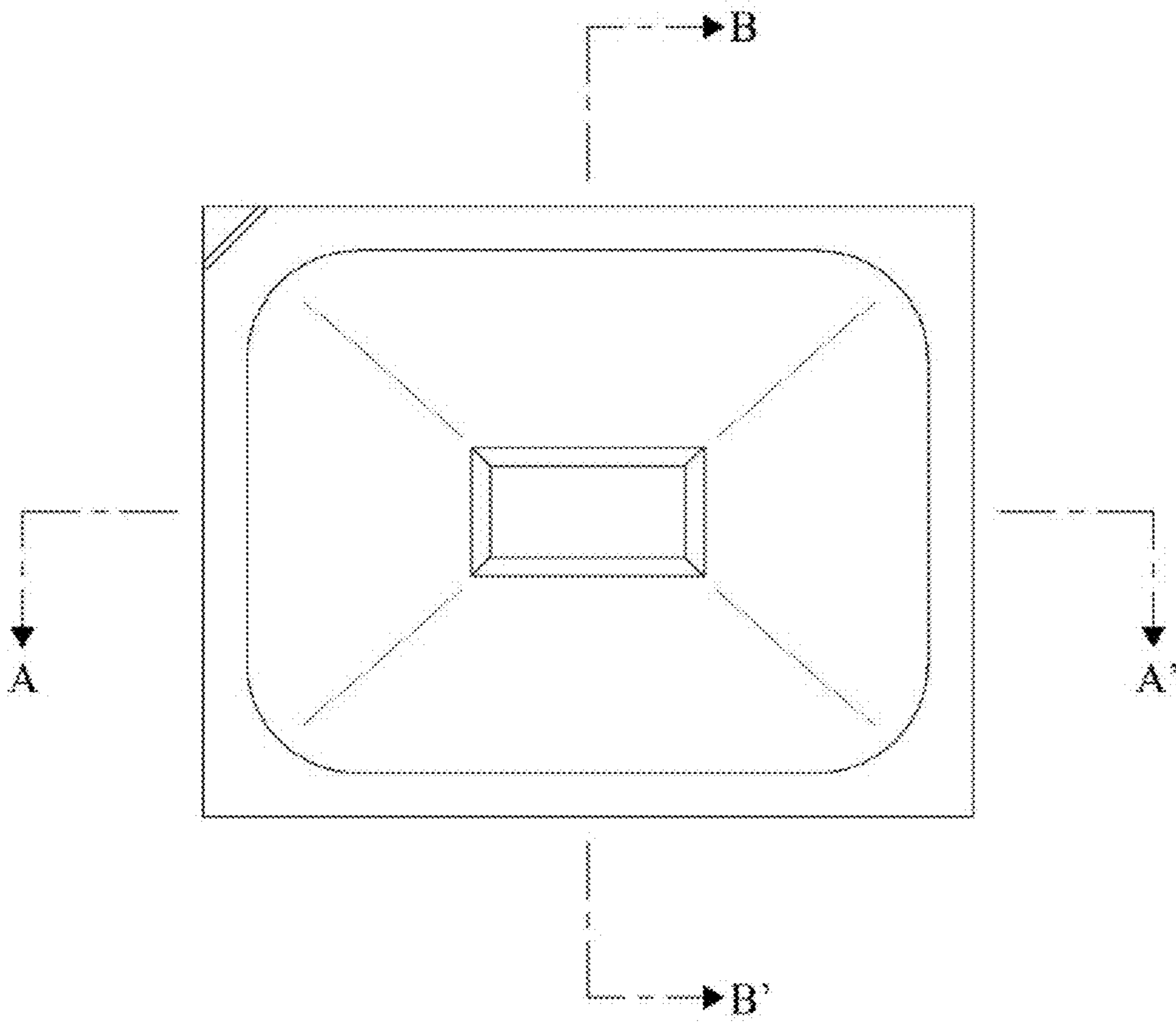



FIG. 6



**FIG. 7**




FIG. 8




FIG. 9