



US00D795487S

(12) **United States Design Patent**
Sonneman

(10) **Patent No.:** **US D795,487 S**

(45) **Date of Patent:** **** Aug. 22, 2017**

(54) **LIGHT FIXTURE**

(71) Applicant: **Robert A. Sonneman**, Mamaroneck,
NY (US)

(72) Inventor: **Robert A. Sonneman**, Mamaroneck,
NY (US)

(**) Term: **15 Years**

(21) Appl. No.: **29/590,706**

(22) Filed: **Jan. 12, 2017**

(51) **LOC (10) Cl.** **26-03**

(52) **U.S. Cl.**
USPC **D26/85**

(58) **Field of Classification Search**
USPC D26/68, 72, 76, 85, 87, 118
CPC F21S 8/03; F21S 8/033; F21S 8/036; F21S
8/037; F21S 8/04; F21V 21/02
See application file for complete search history.

(56) **References Cited**

U.S. PATENT DOCUMENTS

1,034,211	A	*	7/1912	De Palma	E04H 12/2269
						362/431
D122,236	S	*	8/1940	Scribner	362/224
D141,068	S	*	5/1945	Maurette	D26/76
D180,537	S	*	6/1957	Stevens	D26/76
D197,530	S	*	2/1964	Jaffe, Jr. et al.	D26/85
D334,821	S	*	4/1993	Morgan	D26/85
D335,191	S	*	4/1993	Morgan	D26/85
D350,369	S	*	9/1994	Shafley	D20/10
D357,944	S	*	5/1995	Atwell	D20/10
D382,910	S	*	8/1997	Greenfield	D26/68

D412,015	S	*	7/1999	Greenfield	D26/68
D480,830	S	*	10/2003	Sieczkowski	D26/118
D691,318	S	*	10/2013	Wilcox	D26/85
D691,319	S	*	10/2013	Guercio	D26/85
D757,331	S	*	5/2016	Sieczkowski	D26/76

OTHER PUBLICATIONS

Triform LED Sconce online (earliest date Oct. 20, 2016). From sonnemanawayofflight.com, visited May 15, 2017. (3 pages).*

* cited by examiner

Primary Examiner — Clare E Heflin

(74) *Attorney, Agent, or Firm* — Gottlieb, Rackman & Reisman, P.C.

(57) **CLAIM**

The ornamental design for a light fixture, as shown and described.

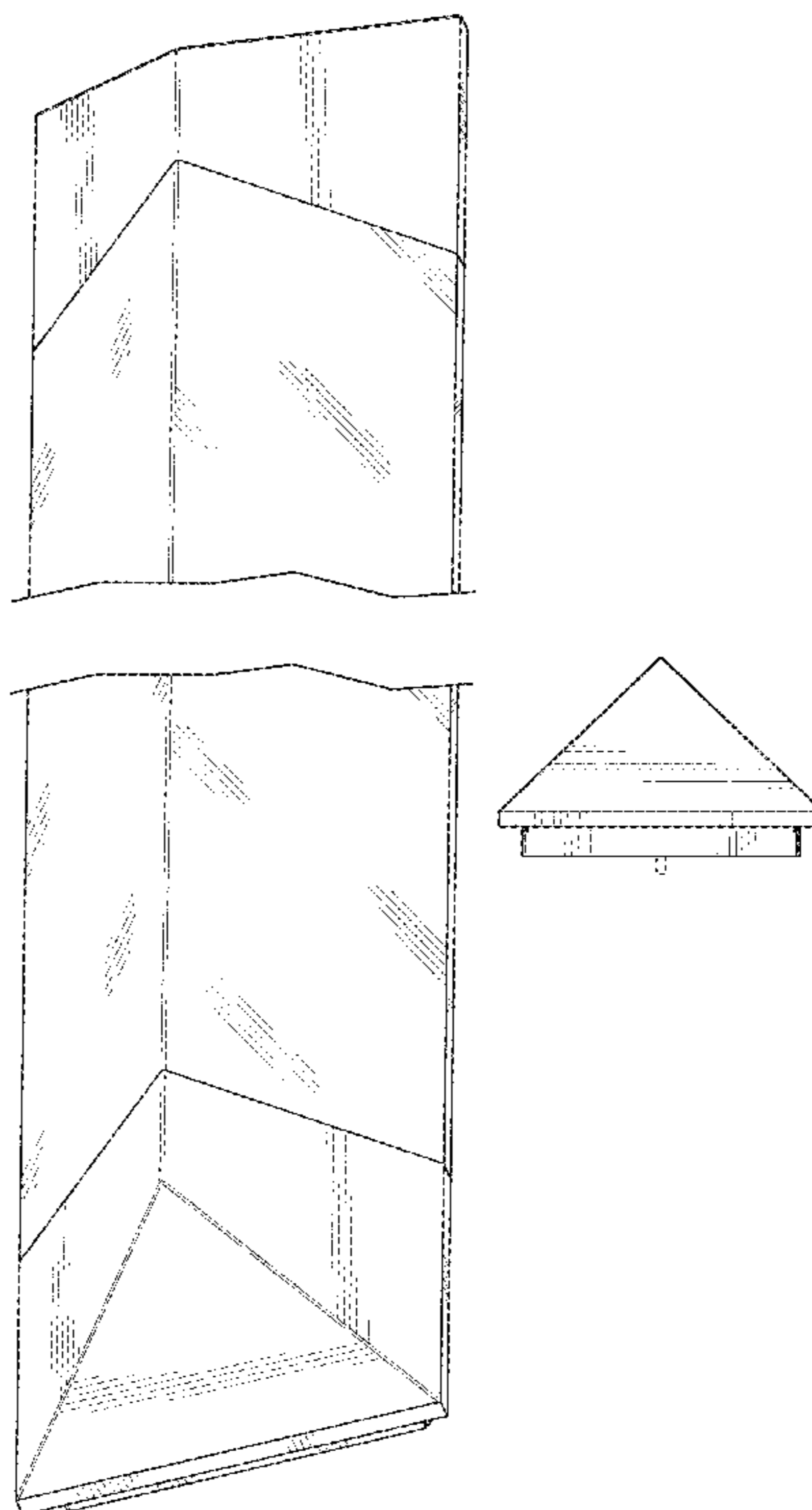
DESCRIPTION

FIG. 1 is a perspective view of the light fixture showing my new design;
FIG. 2 is a left side elevational view thereof;
FIG. 3 is a right side elevational view thereof;
FIG. 4 is a front elevational view thereof;
FIG. 5 is a rear elevational view thereof;
FIG. 6 is a top plan view thereof; and,
FIG. 7 is a bottom plan view thereof.

The broken lines shown in the drawings are included for the purpose of illustrating portions of the article that form no part of the claimed design.

The light fixture is shown with a symbolic break in its length. The appearance of any portion of the article between the break lines forms no part of the claimed design.

1 Claim, 4 Drawing Sheets



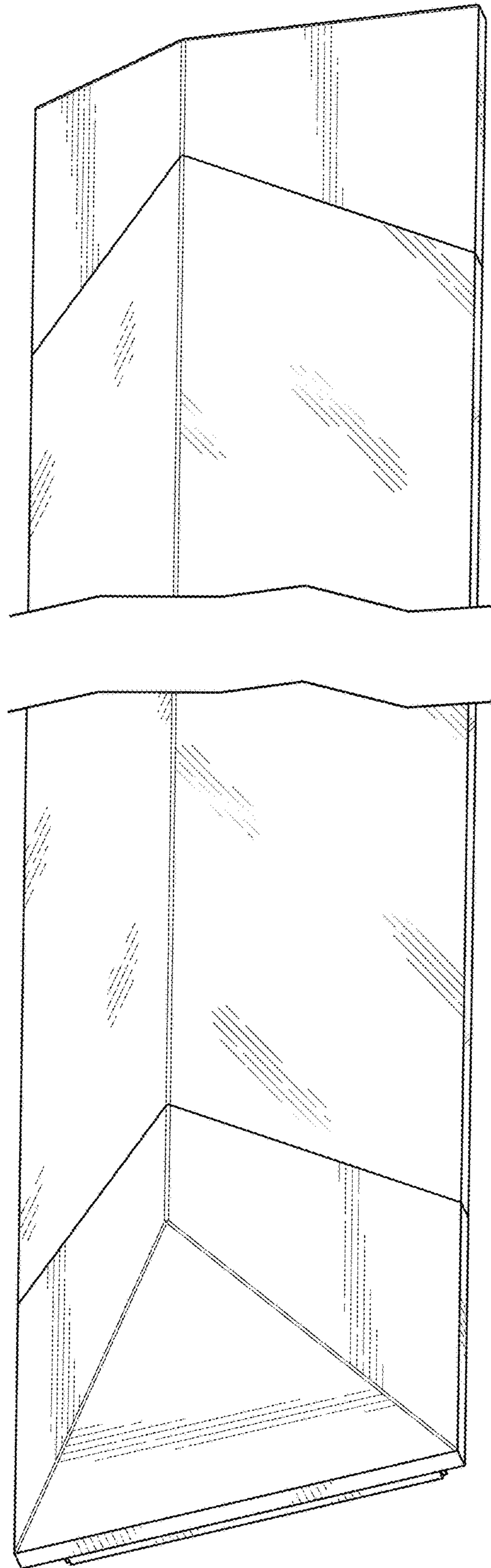


FIG. 1

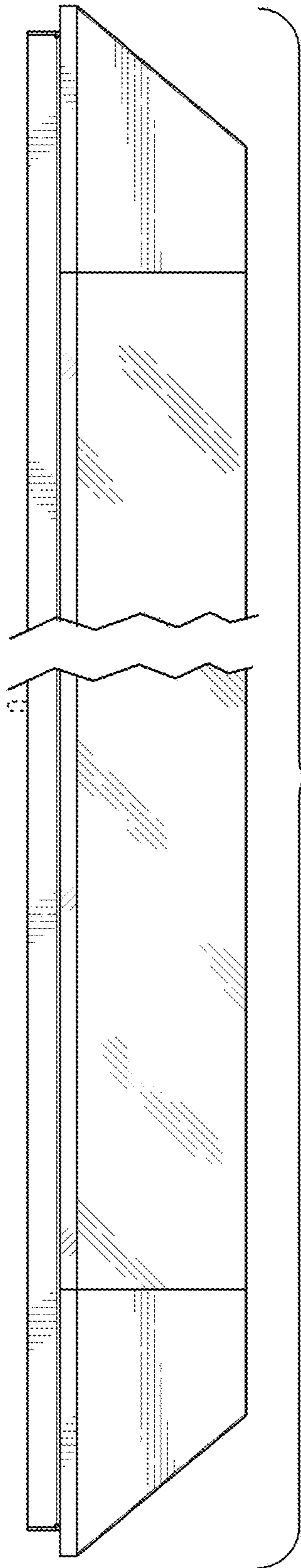


FIG. 2

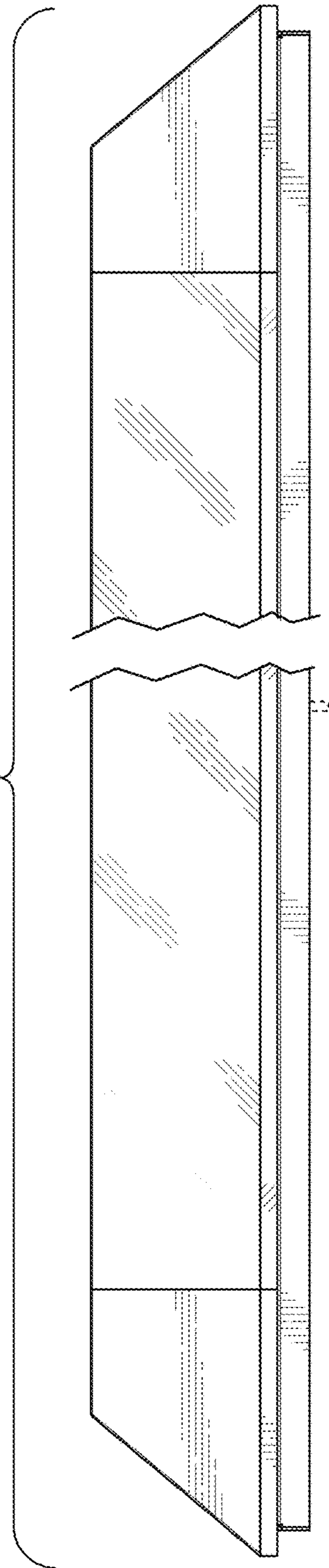


FIG. 3

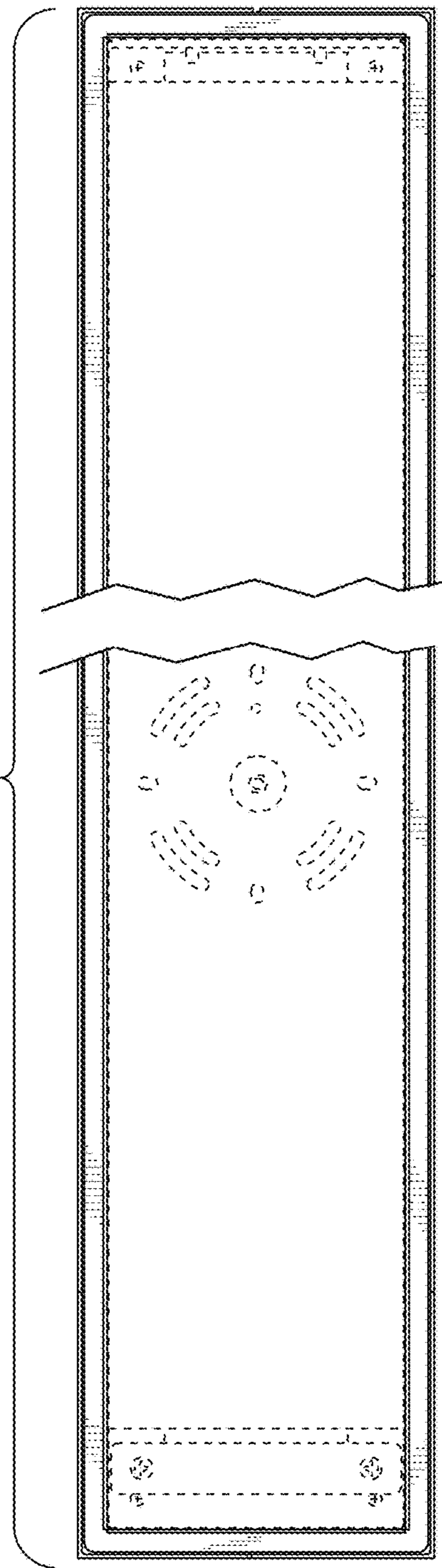
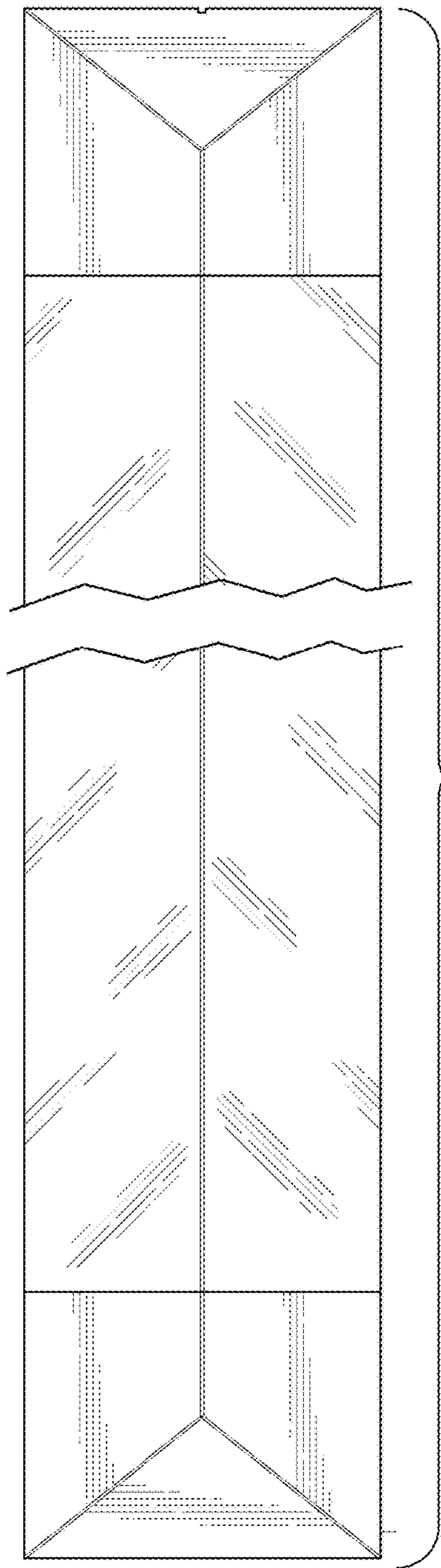


FIG. 4 FIG. 5

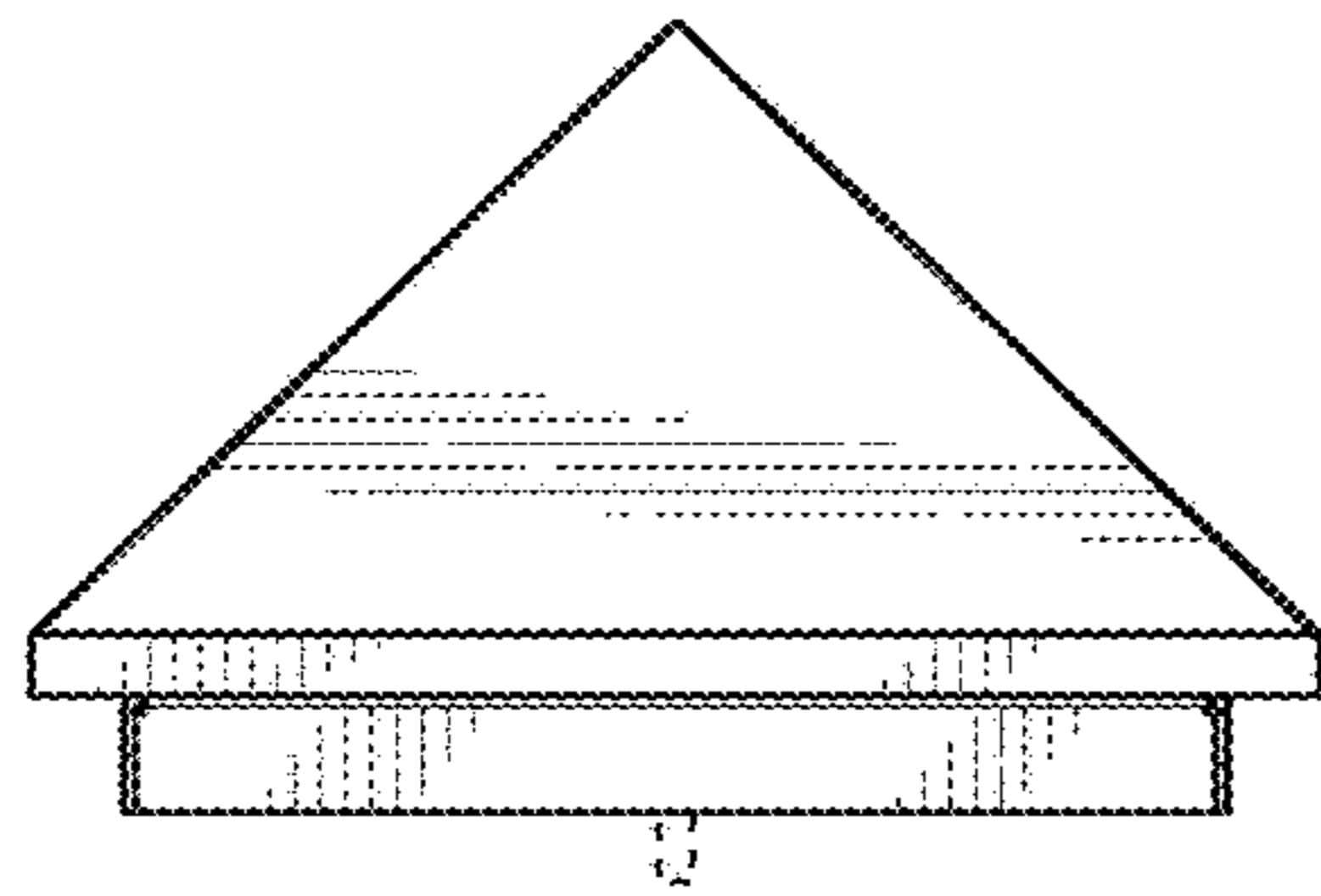


FIG. 6

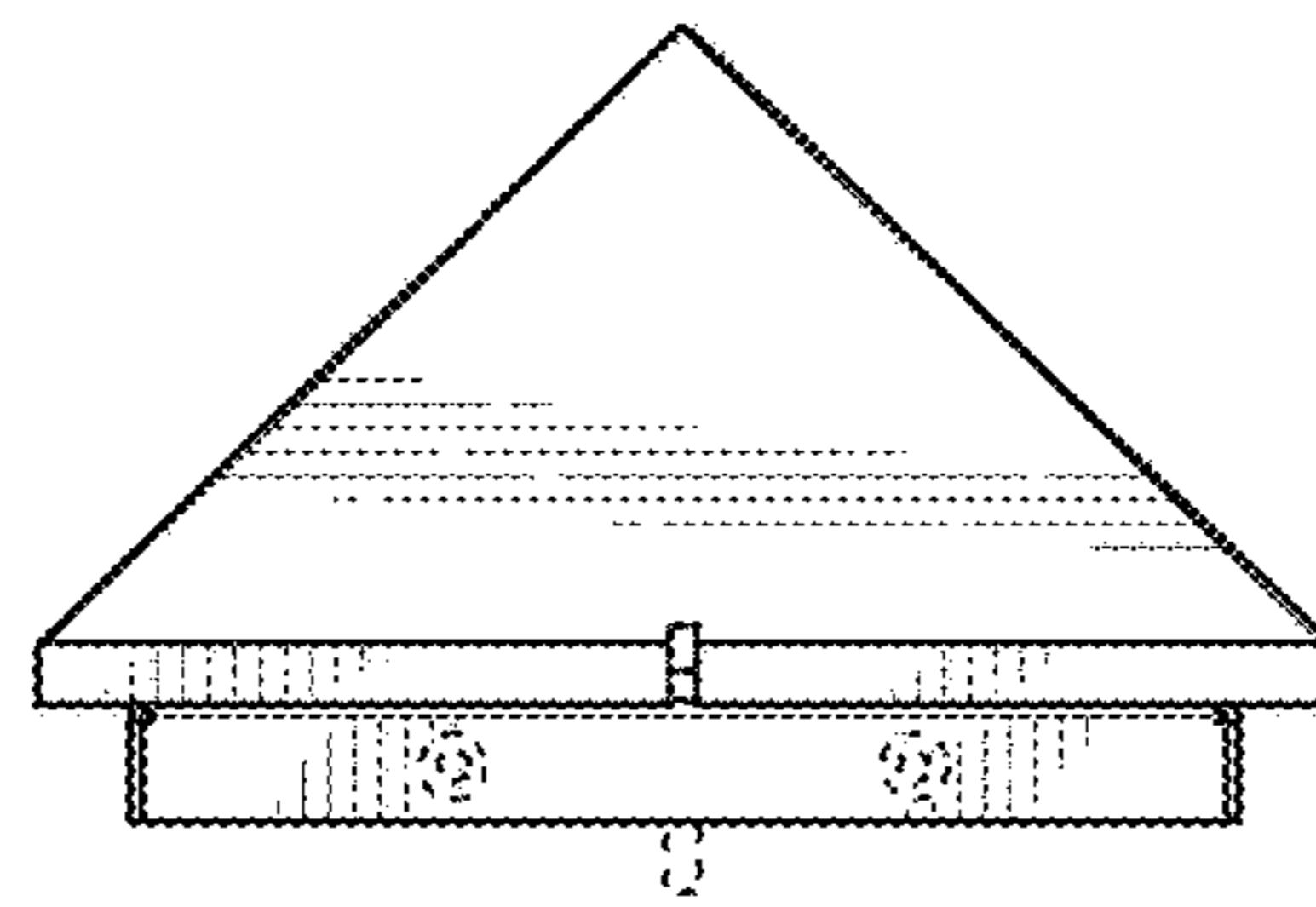


FIG. 7