



US00D795486S

(12) **United States Design Patent**  
**Goltche**

(10) **Patent No.:** **US D795,486 S**

(45) **Date of Patent:** **\*\* Aug. 22, 2017**

(54) **LED LIGHT BAR**

(71) Applicant: **Yehuda Goltche**, Great Neck, NY (US)

(72) Inventor: **Yehuda Goltche**, Great Neck, NY (US)

(\*\*) Term: **15 Years**

(21) Appl. No.: **29/548,778**

(22) Filed: **Dec. 16, 2015**

(51) **LOC (10) Cl.** ..... **26-05**

(52) **U.S. Cl.**  
USPC ..... **D26/74**

(58) **Field of Classification Search**  
USPC ..... D26/28-36; 362/459-468, 475-478,  
362/485-487  
CPC ..... F21S 48/00; F21S 48/10; F21S 48/115;  
F21S 48/225; F21S 48/1233; F21S  
48/1266; F21S 48/1388; F21S 48/2268;  
F21V 21/04

See application file for complete search history.

(56) **References Cited**

**U.S. PATENT DOCUMENTS**

D403,445 S *	12/1998	Talebi	.....	D10/114.1
D451,218 S *	11/2001	Bernier	.....	D26/28
D472,986 S *	4/2003	Kim	.....	D26/28
D556,925 S *	12/2007	Lin	.....	D26/28
D576,754 S *	9/2008	Wang	.....	D26/31
D615,223 S *	5/2010	Huang	.....	D26/28

D713,574 S *	9/2014	Adams	.....	D26/31
D736,432 S *	8/2015	Elwell	.....	D26/28
D740,473 S *	10/2015	Chen	.....	D26/35
D759,278 S *	6/2016	Kim	.....	D26/31
D768,896 S *	10/2016	Smith	.....	D26/31
D772,454 S *	11/2016	Wheel	.....	D26/31
D776,314 S *	1/2017	Aho	.....	D10/114.4

\* cited by examiner

*Primary Examiner* — Angela J Lee

(74) *Attorney, Agent, or Firm* — Dunlap Bennett & Ludwig PLLC

(57) **CLAIM**

The ornamental design for a LED light bar, as shown and described.

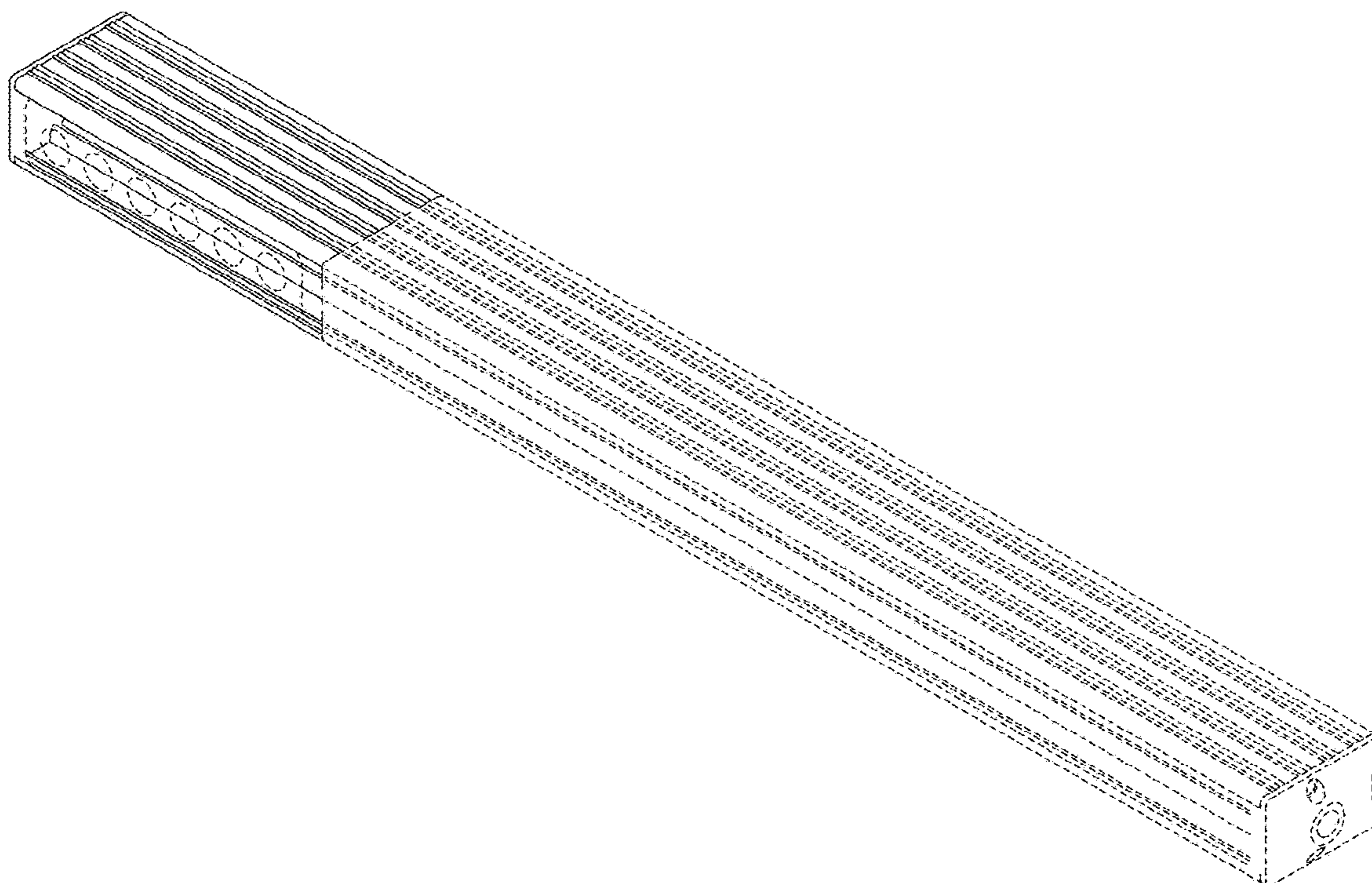
**DESCRIPTION**

FIG. 1 is a front perspective view of a LED light bar;  
FIG. 2 is a right elevation view thereof;  
FIG. 3 is a top plan view thereof, the bottom plan view being a mirror image thereof;  
FIG. 4 is a front elevation view thereof; and,  
FIG. 5 is a rear elevation view thereof.

The broken lines of equal length shown in the drawings depict portions of the LED light bar that form no part of the claimed design.

The broken lines of unequal length shown in FIGS. 1, 3-5 of the drawings represent the boundaries of the claimed design and form no part thereof.

**1 Claim, 2 Drawing Sheets**



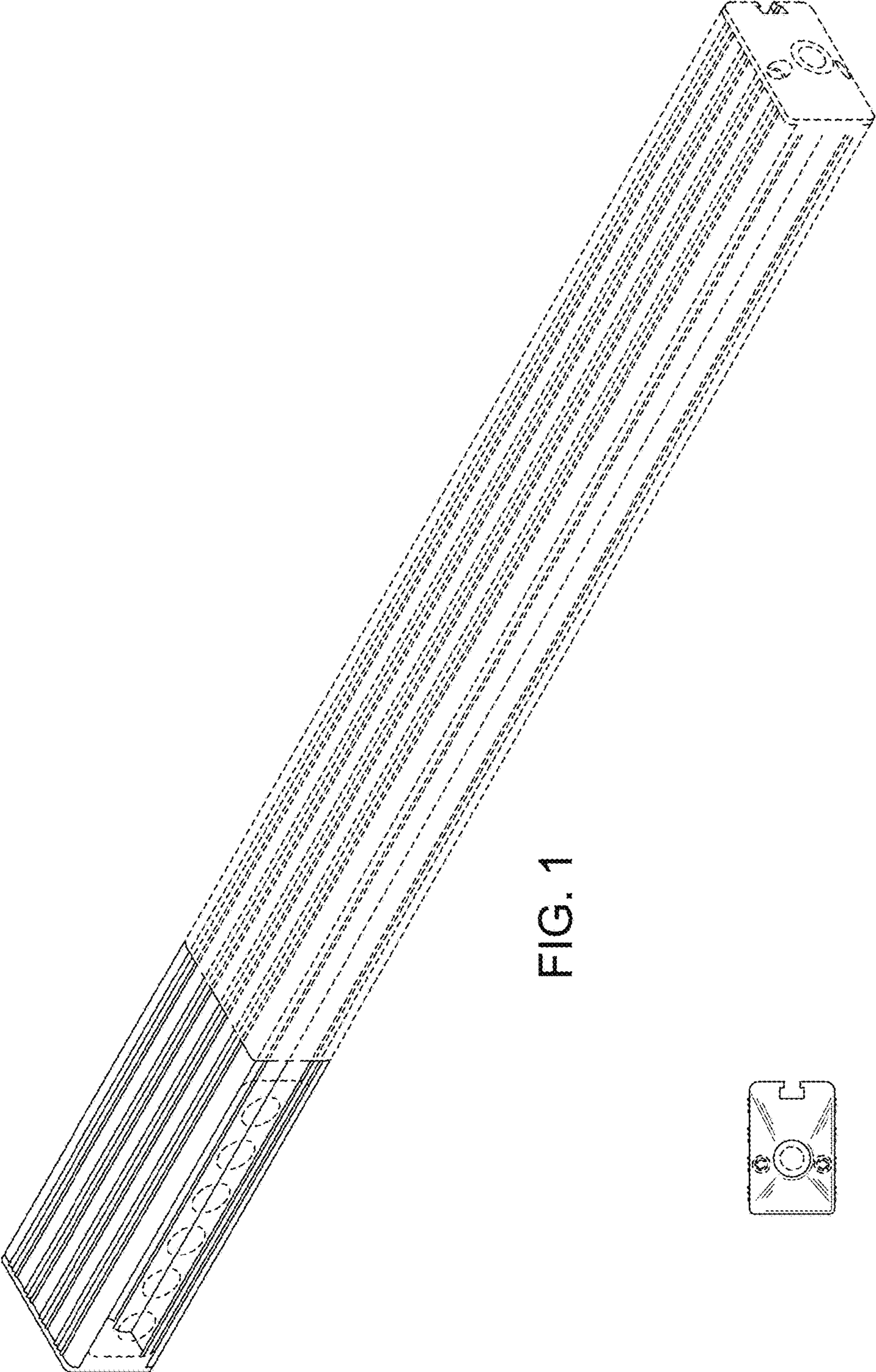


FIG. 1

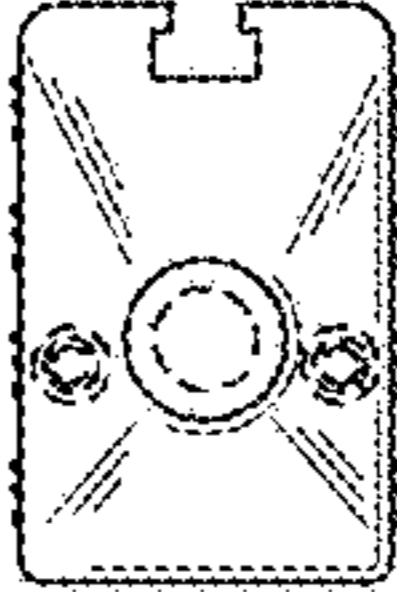


FIG. 2

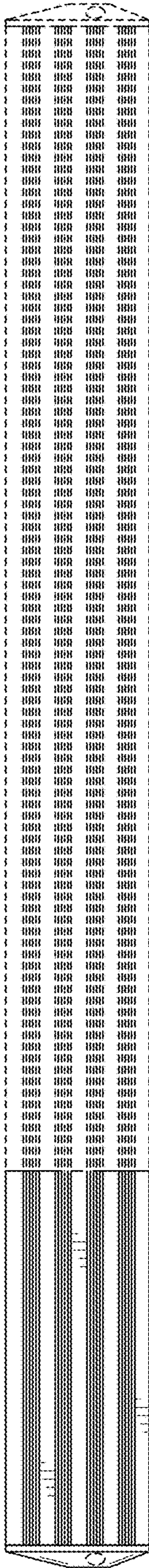


FIG. 3

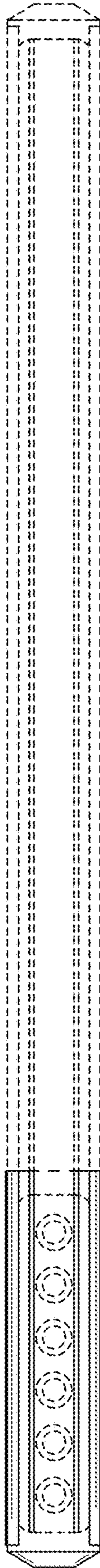


FIG. 4

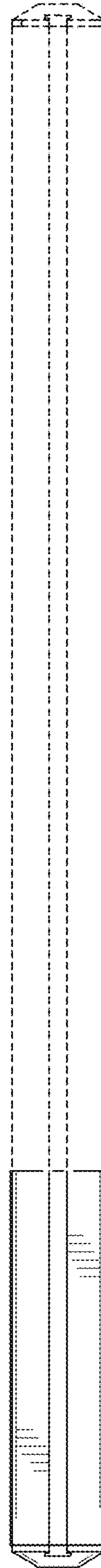


FIG. 5