



US00D795455S

(12) **United States Design Patent** (10) **Patent No.:** **US D795,455 S**
Ryan (45) **Date of Patent:** **** Aug. 22, 2017**

- (54) **DECKING**
- (71) Applicant: **Epic Metals Corporation**, Rankin, PA (US)
- (72) Inventor: **Thomas G. Ryan**, Ligonier, PA (US)
- (73) Assignee: **Epic Metals Corporation**, Rankin, PA (US)
- (**) Term: **15 Years**
- (21) Appl. No.: **29/529,621**
- (22) Filed: **Jun. 9, 2015**

- D266,937 S * 11/1982 Dahlgren D25/164
- 4,987,717 A 1/1991 Dameron, Jr.
- 5,205,098 A 4/1993 Landis et al.
- D337,169 S * 7/1993 Schipp D25/153
- 5,491,943 A 2/1996 Vondrejs et al.
- 5,491,946 A 2/1996 Landis et al.
- 5,514,432 A 5/1996 Lisec
- D371,208 S 6/1996 De Zen
- D416,337 S * 11/1999 Suchyna D25/138
- 6,141,935 A 11/2000 Artner et al.
- D441,876 S 5/2001 Eaton
- D443,368 S 6/2001 Eaton

(Continued)

Primary Examiner — Cynthia Ramirez
Assistant Examiner — Llorelys Martinez-Rivera
(74) *Attorney, Agent, or Firm* — The Webb Law Firm

Related U.S. Application Data

- (62) Division of application No. 29/482,384, filed on Feb. 18, 2014, now Pat. No. Des. 742,549.
- (51) **LOC (10) Cl.** **25-01**
- (52) **U.S. Cl.**
USPC **D25/122**
- (58) **Field of Classification Search**
USPC D25/35, 38.1, 39, 40, 41.1, 42, 43, 44,
D25/48.3, 48.4, 58, 60, 61, 119–129, 132;
52/204.1, 204.5, 208, 210, 292–297,
52/302.1; D8/323, 349, 354–355,
D8/373–375, 380, 381, 400–403
CPC E04B 1/00; E04B 1/32; E04B 1/38; E04B
2/00; E04B 2/74; E04B 7/00; E04B 9/00;
E04C 3/30; E04C 2/40
See application file for complete search history.

(56) **References Cited**

U.S. PATENT DOCUMENTS

- 2,899,028 A 8/1959 Walker
- 2,975,874 A 3/1961 Pagan
- 3,698,149 A 10/1972 Baker et al.
- 3,905,167 A * 9/1975 Watkins E04B 1/34846
D25/35

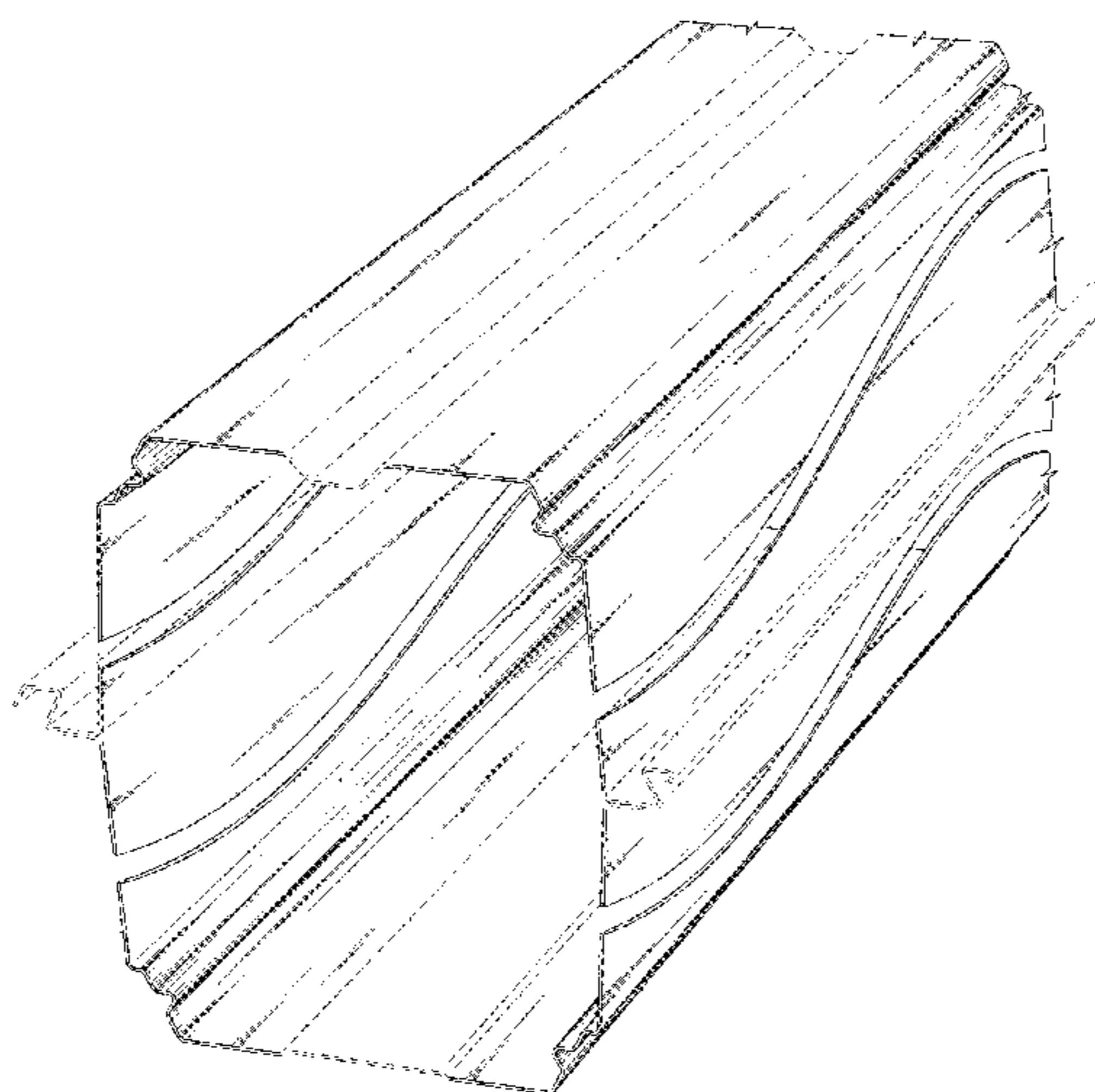
(57) **CLAIM**

The ornamental design for decking, as shown and described.

DESCRIPTION

FIG. 1 is an upper right front perspective view of decking, showing my new design;
 FIG. 2 is a lower left front perspective view thereof;
 FIG. 3 is a top view thereof;
 FIG. 4 is a bottom view thereof;
 FIG. 5 is a left side view thereof;
 FIG. 6 is a right side view thereof;
 FIG. 7 is a front view thereof; and,
 FIG. 8 is a bottom view thereof.
 The broken lines in FIGS. 1-8 illustrate portions of the decking that form no part of the claimed design. The decking is shown with a symbolic break in its length in FIGS. 1-6 the appearance of any portion of the decking extending beyond the symbolic break forms no part of the claimed design. The decking is shown with symbolic breaks in its height in FIGS. 1, 2, and 5-8, the appearance of any portion of the decking between the break lines forms no part of the claimed design.

1 Claim, 6 Drawing Sheets



(56)

References Cited

U.S. PATENT DOCUMENTS

D507,665	S *	7/2005	Ryan	D25/119
D511,580	S *	11/2005	Ryan	D25/119
D521,656	S *	5/2006	Terrels	D25/122
7,146,920	B1	12/2006	Ryan et al.	
D552,765	S	10/2007	Ault et al.	
7,328,667	B1	2/2008	Ryan et al.	
7,418,807	B1	9/2008	Ryan et al.	
7,464,512	B1 *	12/2008	Perina	E04H 12/08 52/651.01
7,603,814	B1	10/2009	Hartmann et al.	
D608,464	S	1/2010	Ryan	
D622,417	S	8/2010	Ryan	
D623,773	S	9/2010	Ryan	
7,793,477	B1	9/2010	Potts	
7,861,489	B2 *	1/2011	Ueno	B21D 47/00 52/79.8
D645,576	S	9/2011	Trower et al.	
D648,445	S	11/2011	Ryan	
D655,022	S	2/2012	Ryan	
D661,410	S	6/2012	Ryan	
D663,045	S	7/2012	Ryan	
D665,516	S	8/2012	Bergmann	
D713,554	S *	9/2014	Ryan	D25/124
D742,549	S *	11/2015	Ryan	D25/122
2010/0133877	A1 *	6/2010	Mori	B23K 26/24 296/187.12
2016/0184916	A1 *	6/2016	Tanaka	B23K 9/025 428/596

* cited by examiner

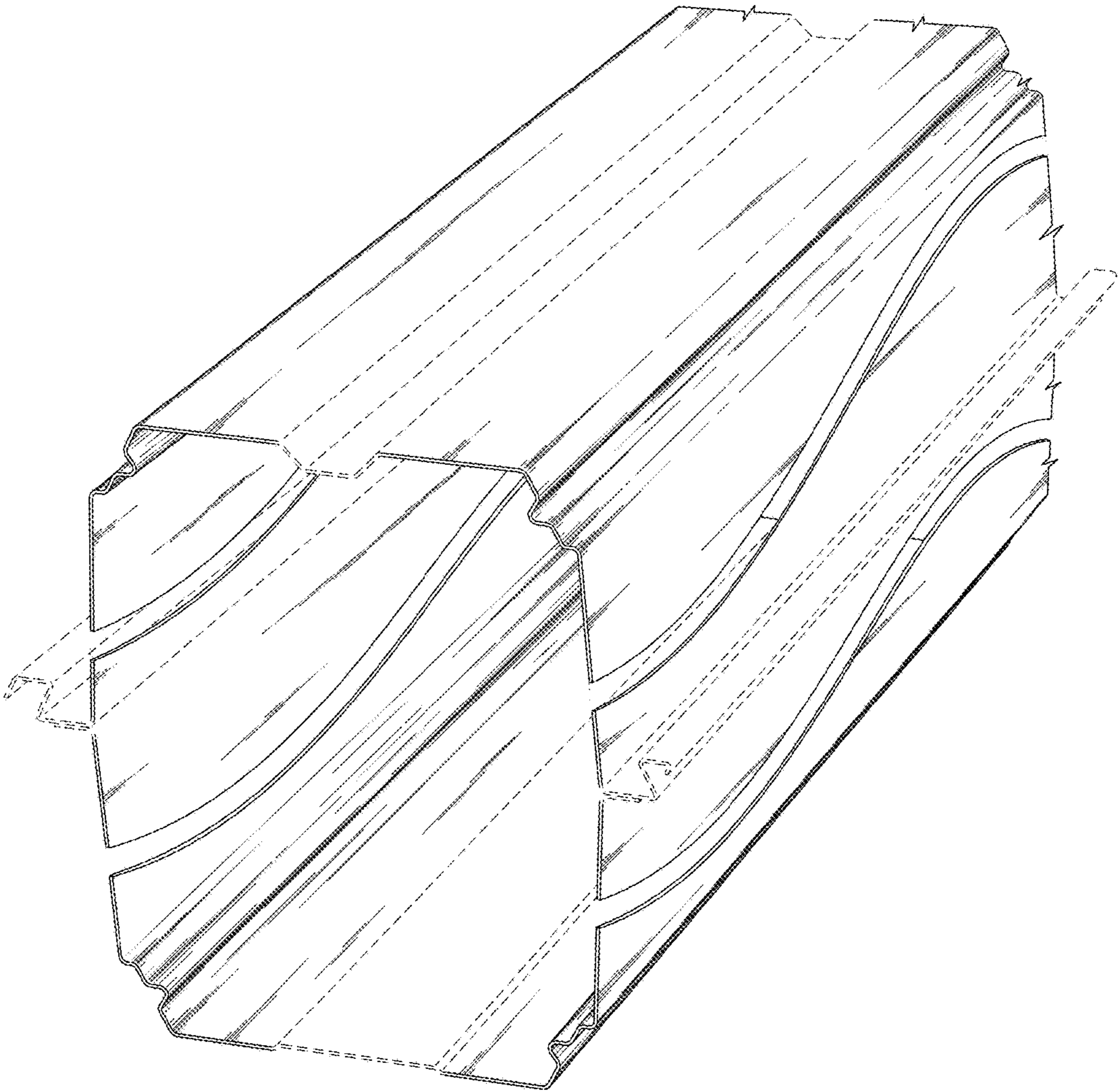


FIG. 1

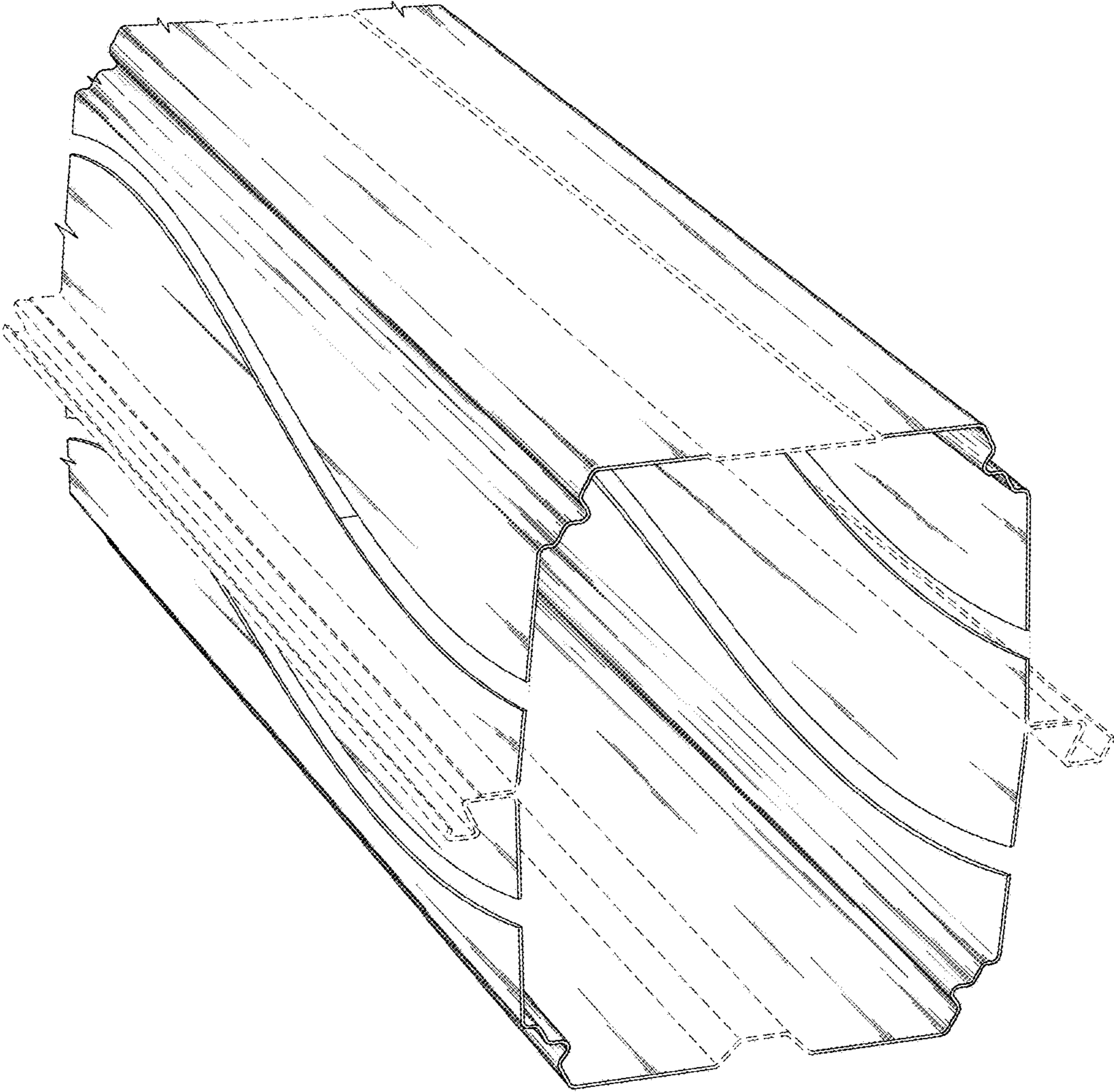


FIG. 2




FIG. 3




FIG. 4




FIG. 5

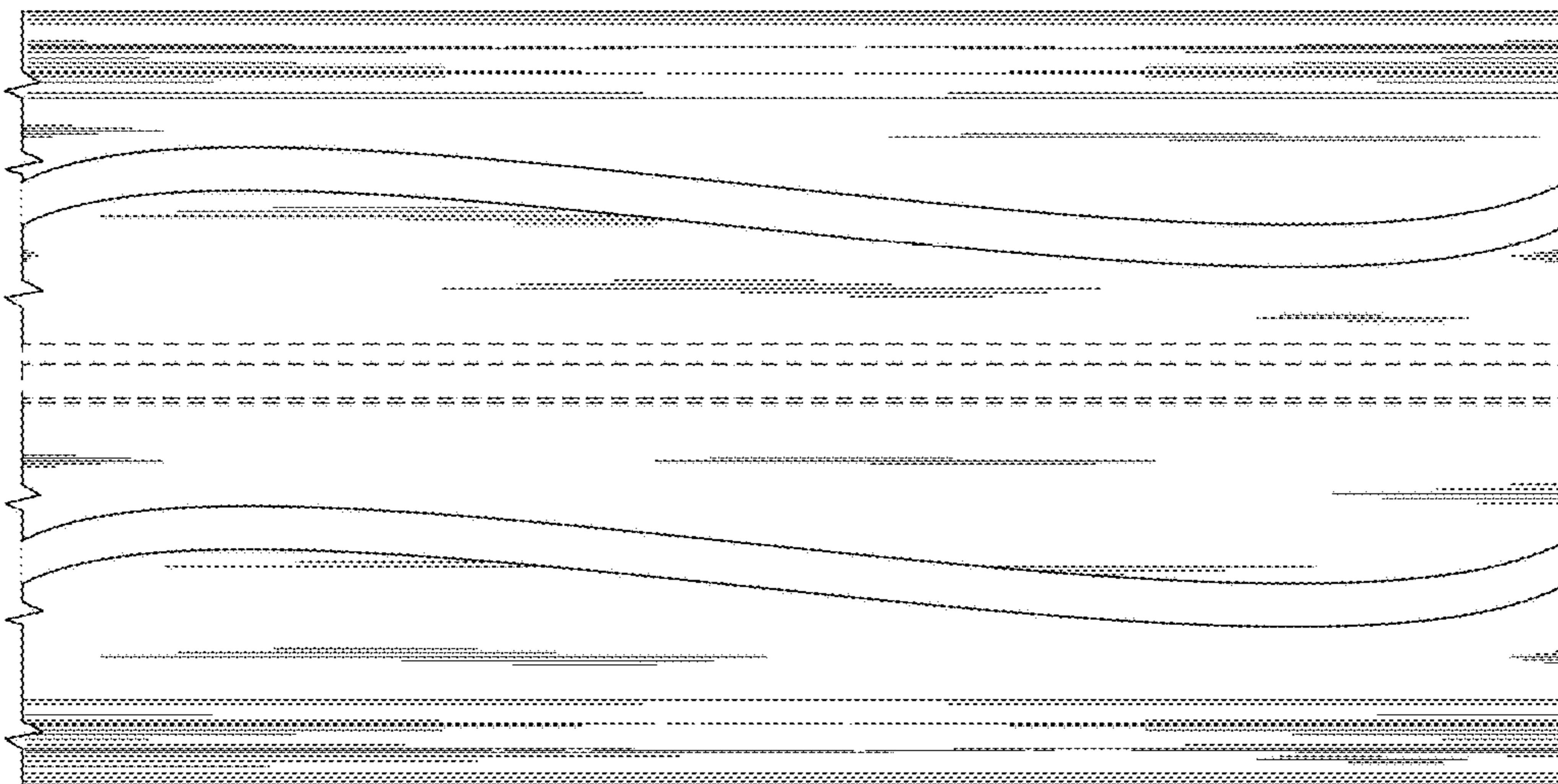


FIG. 6

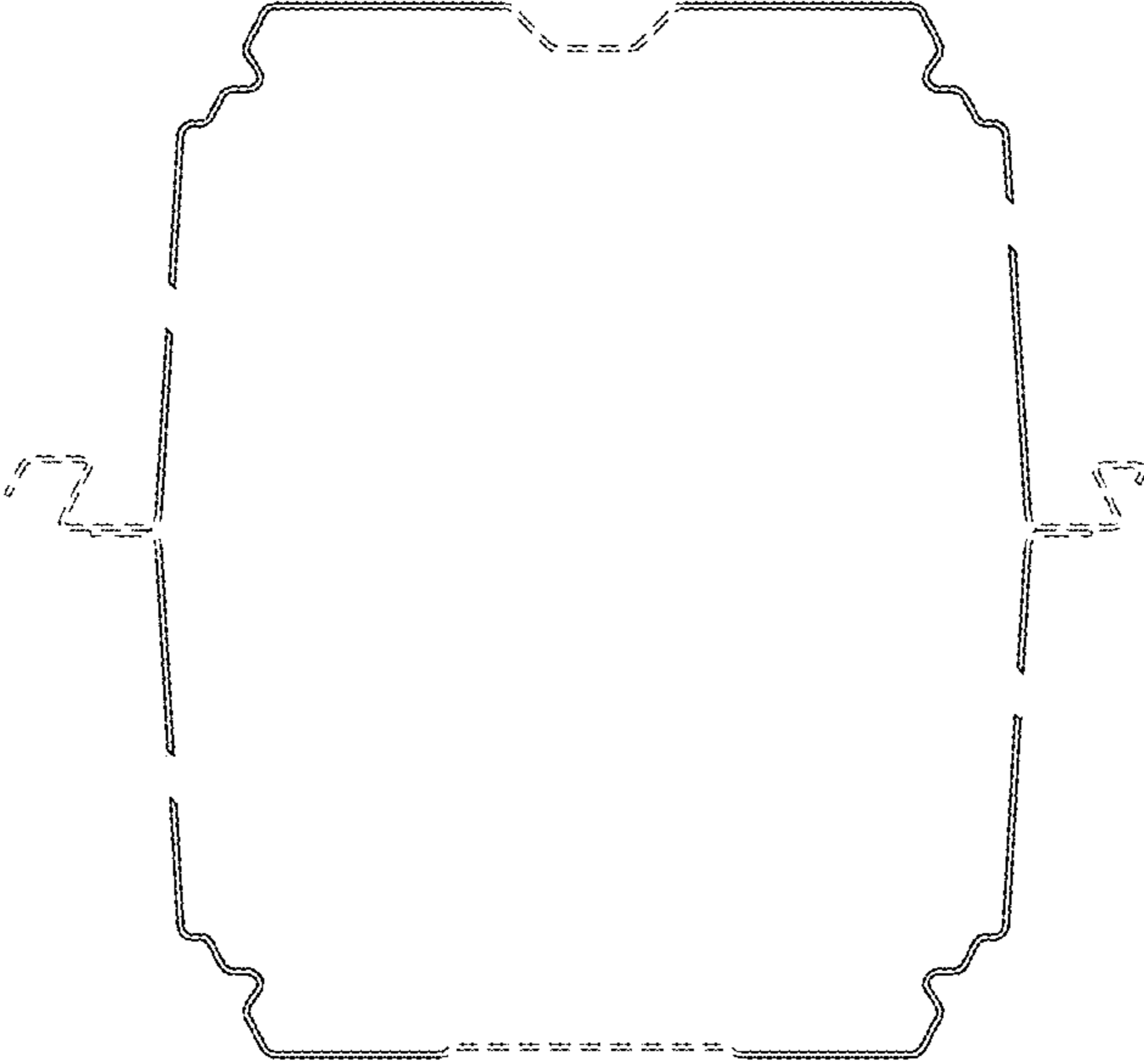


FIG. 7

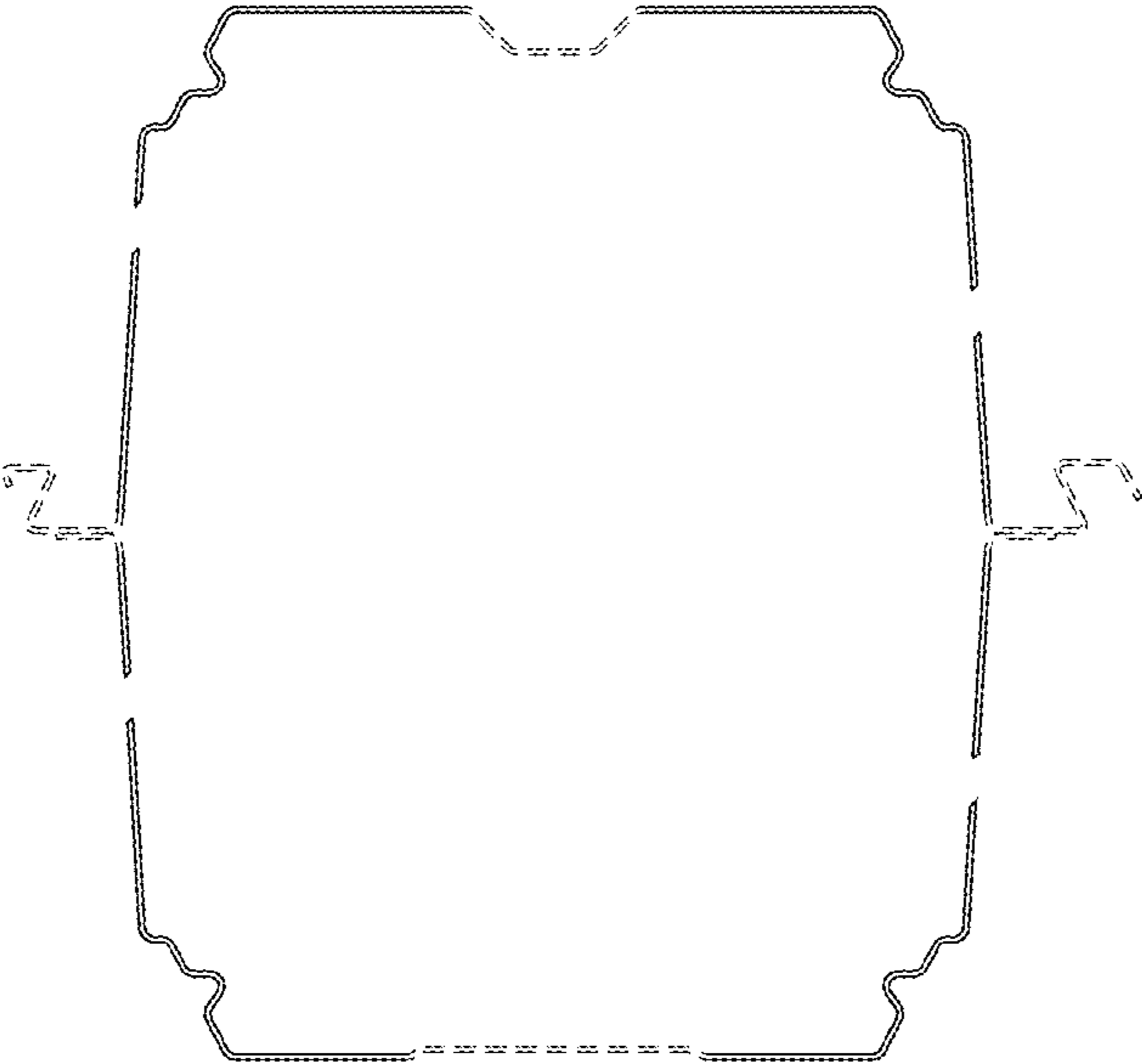


FIG. 8