



US00D795452S

(12) **United States Design Patent**
Rauta et al.

(10) **Patent No.:** **US D795,452 S**
(45) **Date of Patent:** **** Aug. 22, 2017**

(54) **ACCESS GATE**
(71) Applicant: **Kone Corporation**, Helsinki (FI)
(72) Inventors: **Visa Rauta**, Hyvinkää (FI); **Tomi Kapiainen**, Helsinki (FI); **Kim Heikkinen**, Helsinki (FI)
(73) Assignee: **Kone Corporation**, Helsinki (FI)
(**) Term: **15 Years**
(21) Appl. No.: **29/550,996**
(22) Filed: **Jan. 8, 2016**

Related U.S. Application Data

(62) Division of application No. 29/486,472, filed on Mar. 30, 2014, now Pat. No. Des. 782,700.

Foreign Application Priority Data

Sep. 30, 2013 (EM) 002318030-0001
Sep. 30, 2013 (EM) 002318030-0002
Sep. 30, 2013 (EM) 002318030-0003

(51) **LOC (10) Cl.** **25-02**

(52) **U.S. Cl.**
USPC **D25/48.5**

(58) **Field of Classification Search**
USPC D20/2; D25/48.1, 48.3, 48.5, 48.6;
49/42-47, 324; 101/66
CPC E06B 11/085; E05F 15/649
See application file for complete search history.

References Cited

U.S. PATENT DOCUMENTS

4,195,442 A * 4/1980 Keeling E06B 11/085
49/35
D261,433 S * 10/1981 Sugano D20/2

D261,434 S * 10/1981 Sugano D20/2
D275,796 S * 10/1984 Nishida D25/48.5
7,895,791 B2 * 3/2011 Miller E06B 11/085
49/31
8,528,253 B2 * 9/2013 Ropelato E06B 11/085
49/49
8,593,250 B2 * 11/2013 Schorn G07C 9/00158
235/382
D696,792 S * 12/2013 Cheong D25/48.5
D729,409 S * 5/2015 Friedli D25/48.6
D777,346 S * 1/2017 Journet D25/48.5
2007/0271846 A1 * 11/2007 Miller E06B 11/085
49/49

* cited by examiner

Primary Examiner — Susan Bennett Hattan

Assistant Examiner — Leanne Was-Englehart

(74) *Attorney, Agent, or Firm* — Clinton H. Wilkinson;
Charles A. Wilkinson

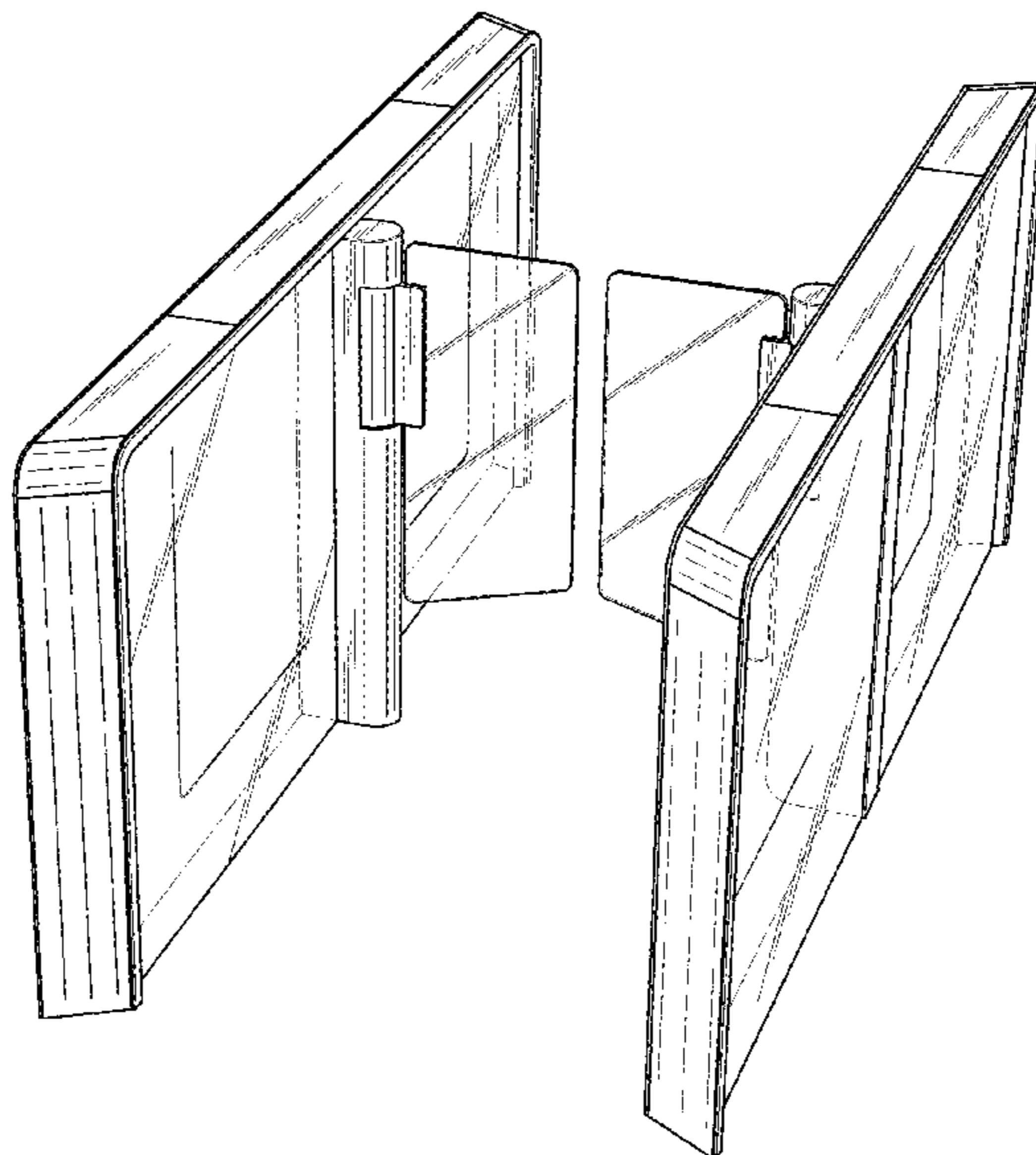
CLAIM

We claim the ornamental design for an access gate, as shown and described.

DESCRIPTION

FIG. 1 is a top perspective view of an access gate showing our new design;
FIG. 2 is a front and back elevation view thereof, which are mirror images;
FIG. 3 is a side perspective view thereof;
FIG. 4 is a right and left side elevation view thereof, which are mirror images; and,
FIG. 5 is top view thereof.

1 Claim, 4 Drawing Sheets



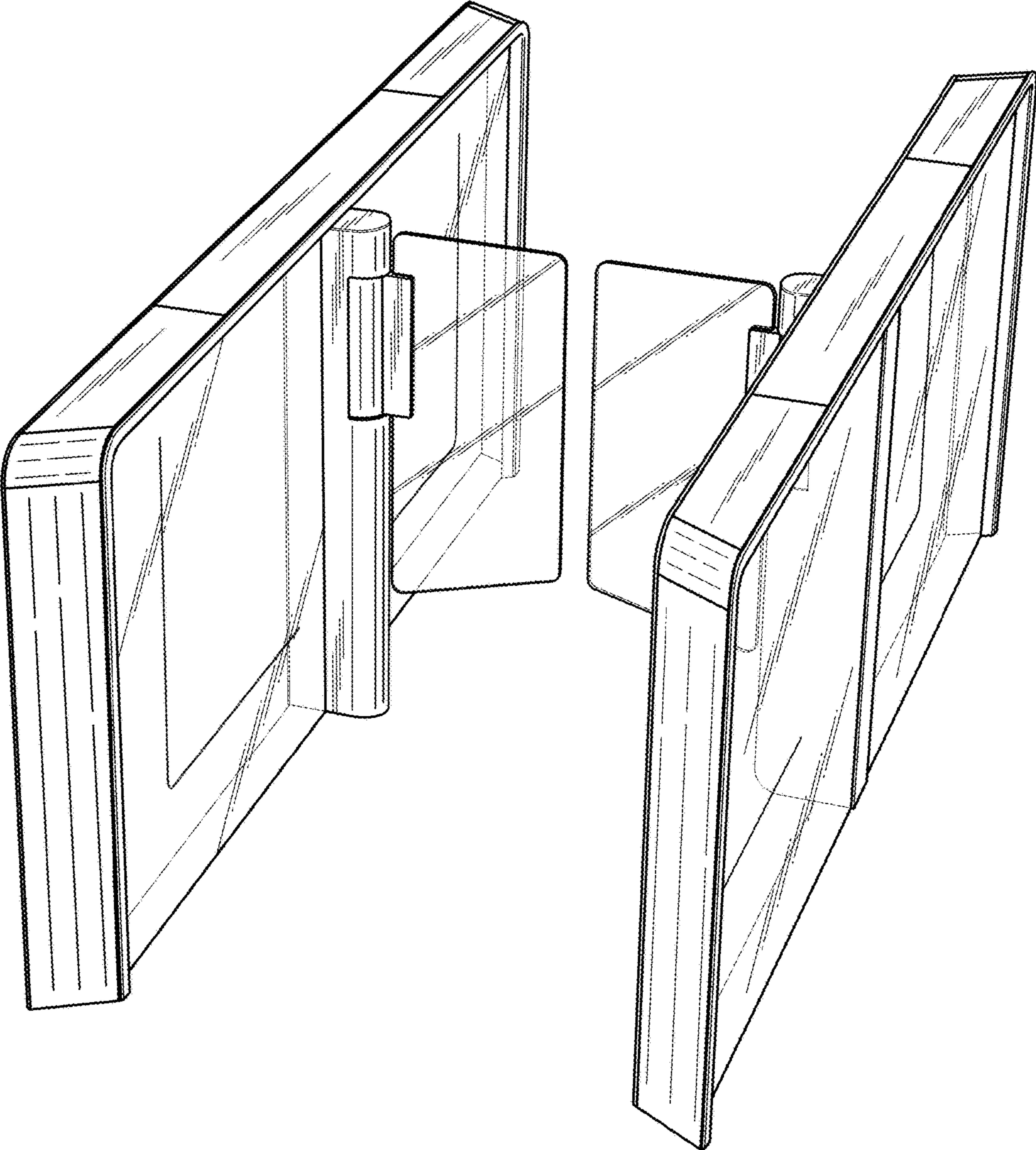


FIG. 1

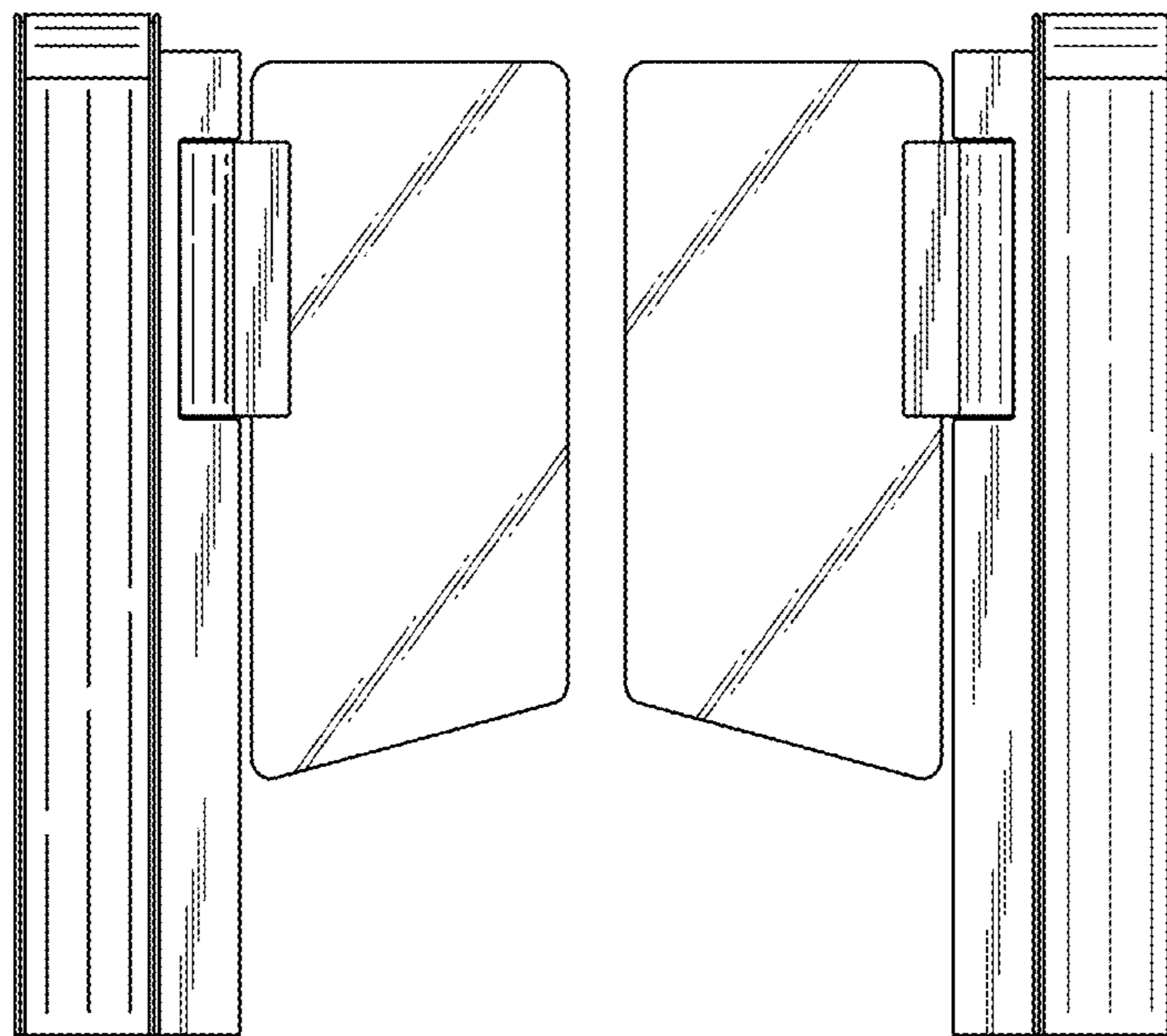


FIG. 2

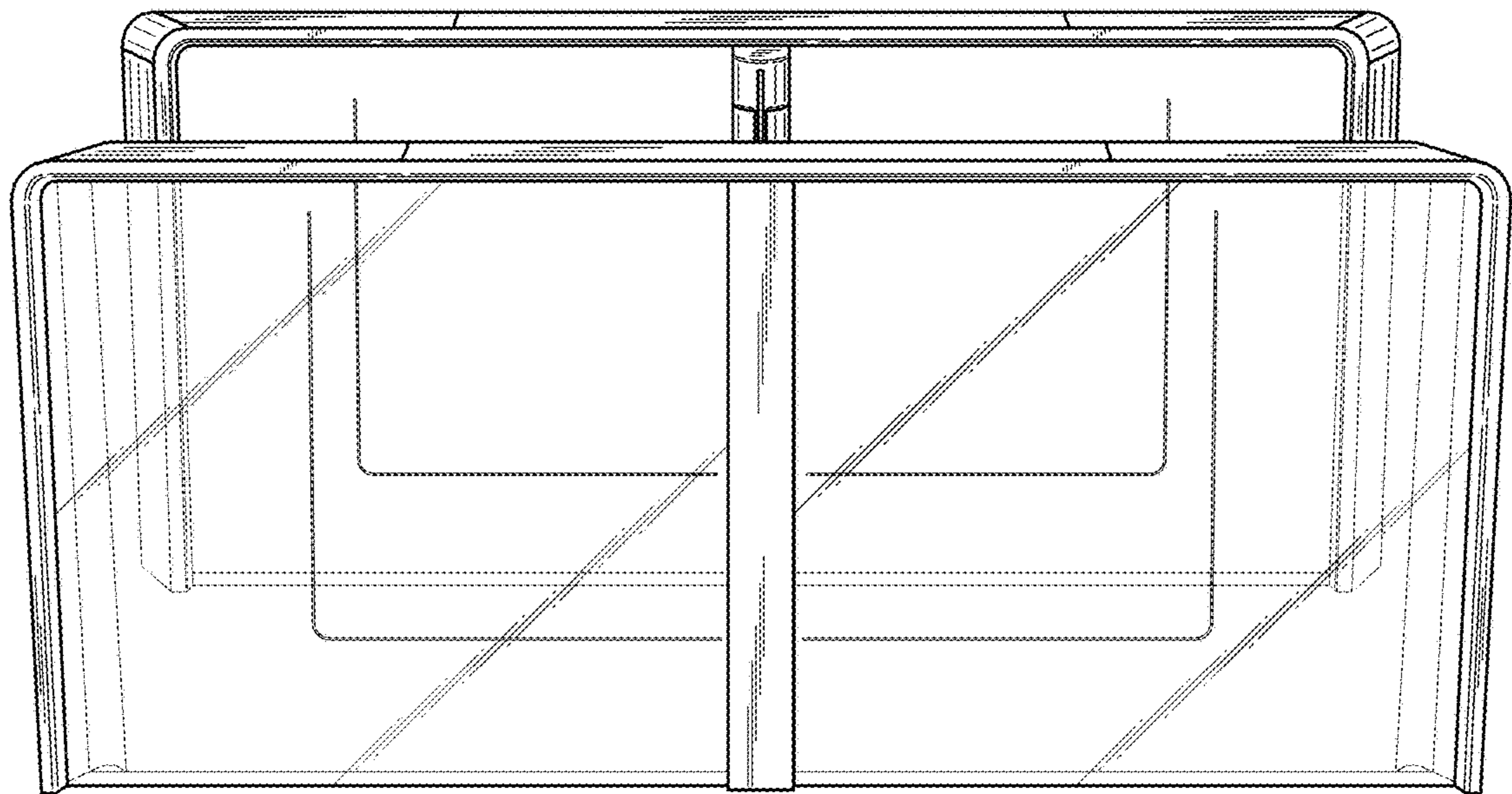


FIG. 3

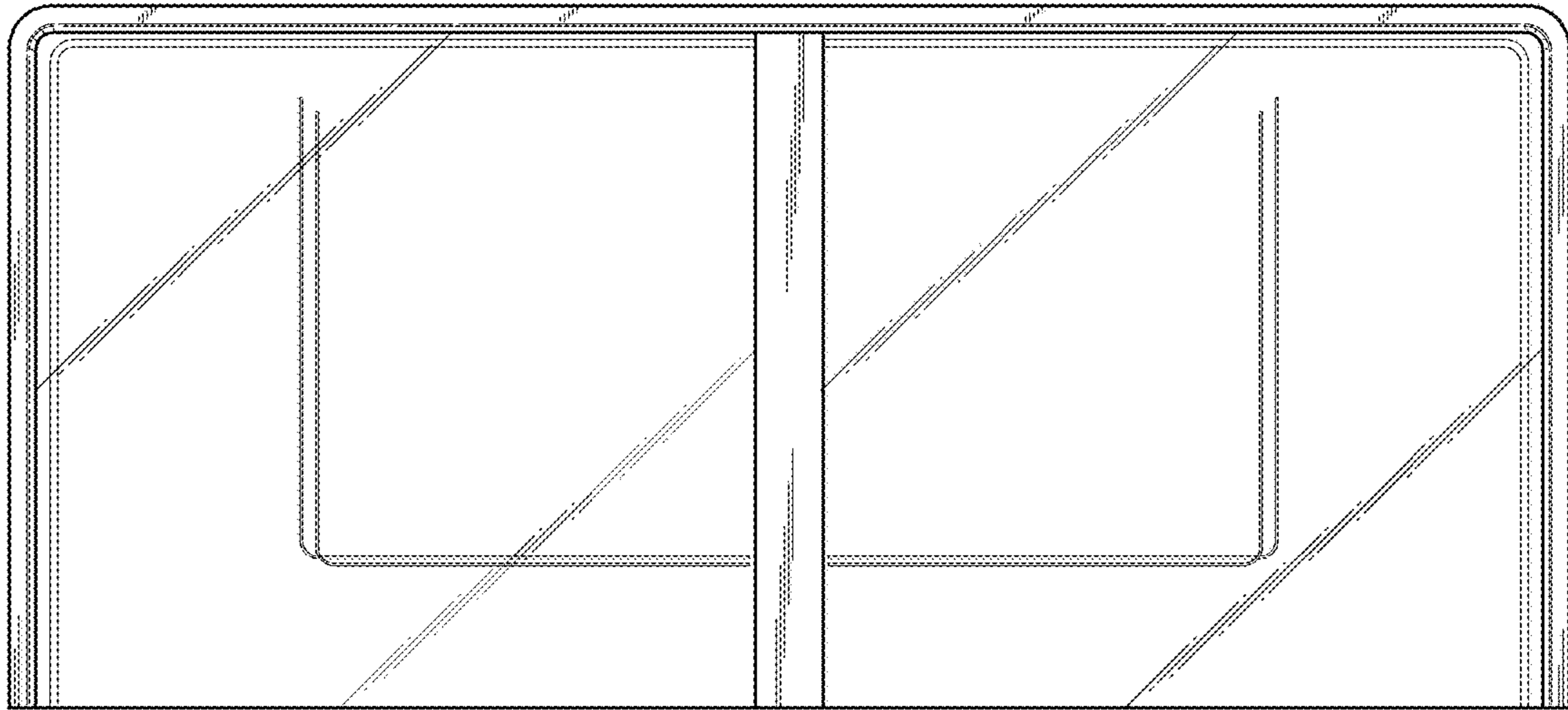


FIG. 4

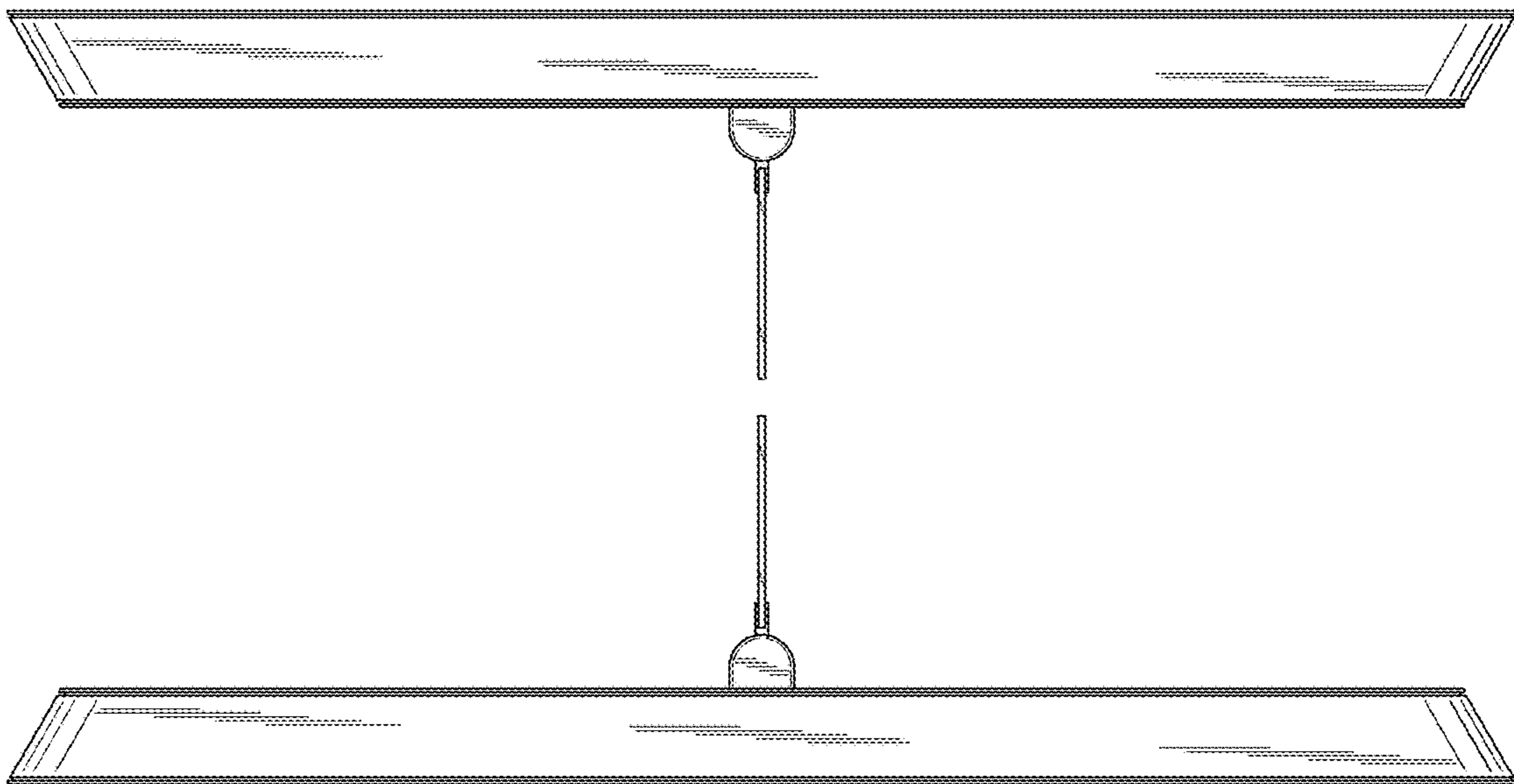


FIG. 5