



US00D795447S

(12) **United States Design Patent** (10) **Patent No.:** **US D795,447 S**
Huschke (45) **Date of Patent:** **** *Aug. 22, 2017**

(54) **SMALL VOLUME SAMPLING DEVICE**

FOREIGN PATENT DOCUMENTS

(71) Applicant: **SAINT-GOBAIN PERFORMANCE PLASTICS CORPORATION**, Solon, OH (US)

EP 0796659 A2 9/1997
JP 10-245065 A 9/1998
(Continued)

(72) Inventor: **Michael R. Huschke**, Midland, MI (US)

OTHER PUBLICATIONS

(73) Assignee: **SAINT-GOBAIN PERFORMANCE PLASTICS CORPORATION**, Solon, OH (US)

International Search Report of PCT/US2016/025022, dated Jul. 11, 2016, 1 page.

(*) Notice: This patent is subject to a terminal disclaimer.

Primary Examiner — T. Chase Nelson
Assistant Examiner — Mark Cavanna
(74) *Attorney, Agent, or Firm* — Abel Law Group, LLP; Chi Suk Kim

(**) Term: **14 Years**

(57) **CLAIM**

(21) Appl. No.: **29/524,516**

The ornamental design for a small volume sampling device, as shown and described.

(22) Filed: **Apr. 21, 2015**

(51) **LOC (10) Cl.** **24-02**

(52) **U.S. Cl.**

USPC **D24/222**

(58) **Field of Classification Search**

USPC D24/216, 222, 114–115, 122; 422/501, 422/511–525, 431, 919–934, 180; 73/864.11–864.18, 73.14, 863.32, 864.01; 436/178–180; 81/3.09; D9/440, 503; 210/232; 600/573
CPC B01L 3/02; B01L 3/0279; B01L 3/0224; B01L 3/0275; B01L 3/0227; B01L 3/021; G01N 1/00; G01N 1/14; G01N 35/10; G01N 1/18; G01N 33/491; G01F 11/02; A47G 23/00; A47G 23/02; A61B 10/0038; A61B 5/20; A61B 510/0051

See application file for complete search history.

DESCRIPTION

FIG. 1 is a top perspective view of a small volume sampling device showing my new design; FIG. 2 is a left side elevation view of the small volume sampling device of FIG. 1; FIG. 3 is a side elevation view of the small volume sampling device of FIG. 1 with a 90 degree rotation about the center axis in relation to FIG. 2; FIG. 4 is a right side elevation view of the small volume sampling device of FIG. 1; FIG. 5 is a side elevation view of the small volume sampling device of FIG. 1 with a 90 degree rotation about the center axis in relation to FIG. 4; FIG. 6 is a top plan view of the small volume sampling device of FIG. 1; and, FIG. 7 is a bottom plan view of the small volume sampling device of FIG. 1.

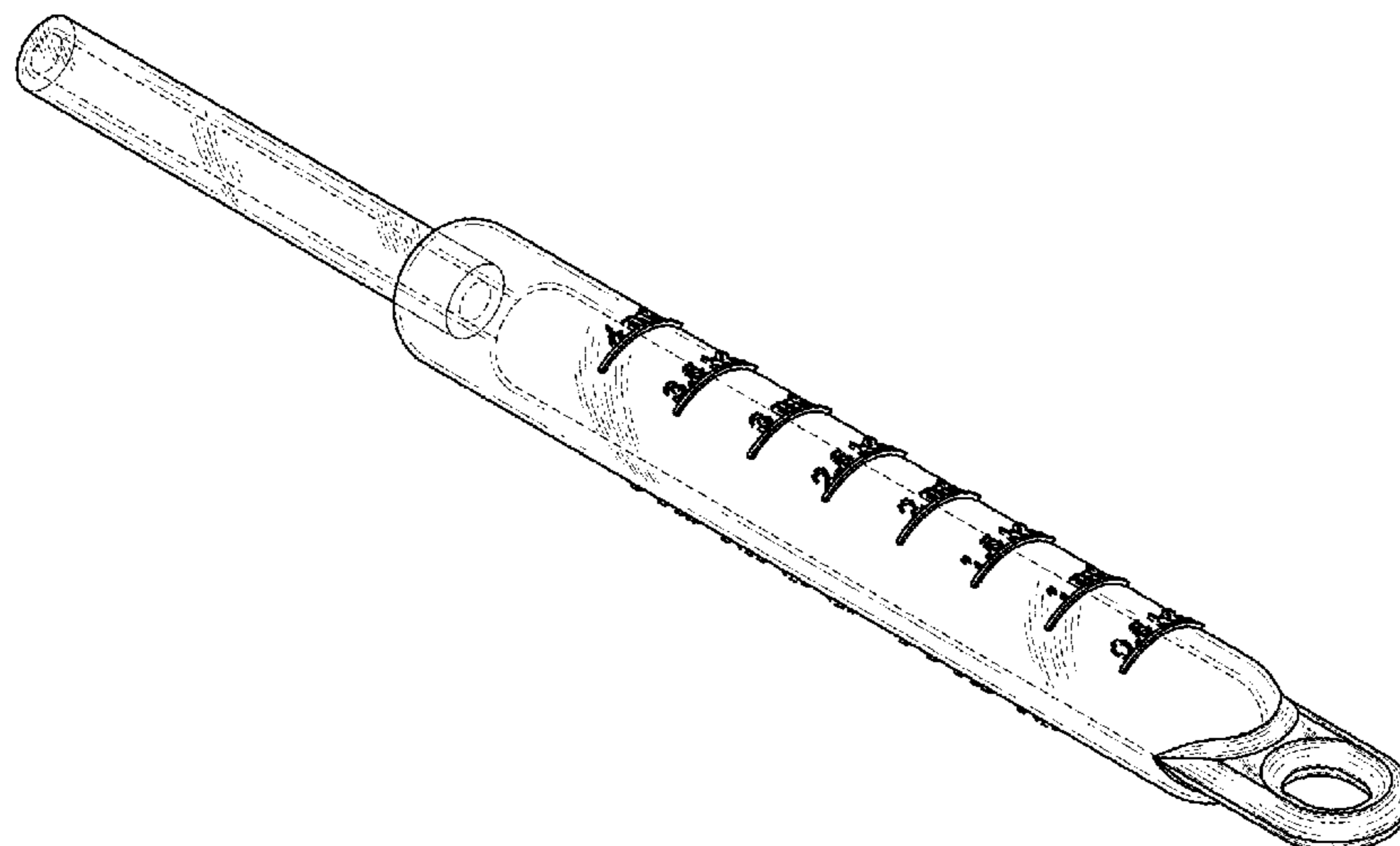
The broken lines showing the internal cavity of the small volume sampling device and the volume quantity indicia form no part of the claimed design.

(56) **References Cited**

U.S. PATENT DOCUMENTS

898,456 A 9/1908 Farnham
3,461,868 A 8/1969 Palich
(Continued)

1 Claim, 3 Drawing Sheets



(56)

References Cited

U.S. PATENT DOCUMENTS

3,938,392 A 2/1976 Rodrigues
 D250,599 S * 12/1978 St. Amand D24/222
 D252,586 S * 8/1979 Kovach D24/222
 D256,053 S * 7/1980 Steigerwald D24/224
 D260,434 S * 8/1981 St. Amand D24/115
 D268,131 S * 3/1983 St. Amand D24/222
 RE31,555 E * 4/1984 Garren B01L 3/021
 73/864.11
 4,563,104 A 1/1986 Saint-Amand
 4,563,332 A * 1/1986 Mitchell B01L 3/021
 422/501
 D299,956 S * 2/1989 Saint-Amand D24/115
 D303,151 S * 8/1989 Saint-Amand D24/222
 D303,152 S * 8/1989 Saint-Amand D24/222
 4,920,975 A * 5/1990 Fay A61B 10/0051
 600/573
 5,073,347 A 12/1991 Garren et al.
 5,125,278 A 6/1992 Foldenauer
 5,132,232 A * 7/1992 Parker G01N 33/491
 422/519
 D333,705 S * 3/1993 Garren D24/222
 D357,324 S * 4/1995 Bartal D24/222
 D362,387 S * 9/1995 Shumer D9/440
 D367,114 S * 2/1996 Wilson D24/224

5,624,554 A * 4/1997 Faulkner A61B 10/0038
 210/232
 D385,793 S * 11/1997 Marsal D9/503
 D401,698 S * 11/1998 Daniels D24/222
 5,919,146 A * 7/1999 Propp A61B 5/20
 600/573
 D425,625 S * 5/2000 Niermann D24/122
 6,343,717 B1 2/2002 Zhang et al.
 6,357,626 B1 3/2002 Zhang et al.
 6,531,098 B1 3/2003 Kenney
 D640,795 S * 6/2011 Jackson D24/216
 D640,796 S * 6/2011 Wilkinson D24/224
 D650,088 S * 12/2011 Motadel D24/224
 D659,848 S * 5/2012 TerMaat D24/224
 D668,778 S * 10/2012 Motadel D24/224
 D690,025 S * 9/2013 TerMaat D24/224
 D694,424 S * 11/2013 Kwak D24/222
 D743,571 S * 11/2015 Jackson D24/216
 2011/0129396 A1 6/2011 Fish
 2011/0212482 A1 9/2011 Jangam et al.
 2013/0344615 A1 * 12/2013 Bodner G01N 1/18
 422/547
 2014/0186235 A1 7/2014 Kwak et al.

FOREIGN PATENT DOCUMENTS

JP 2003-012405 A 1/2003
 WO 2008143902 A2 11/2008

* cited by examiner

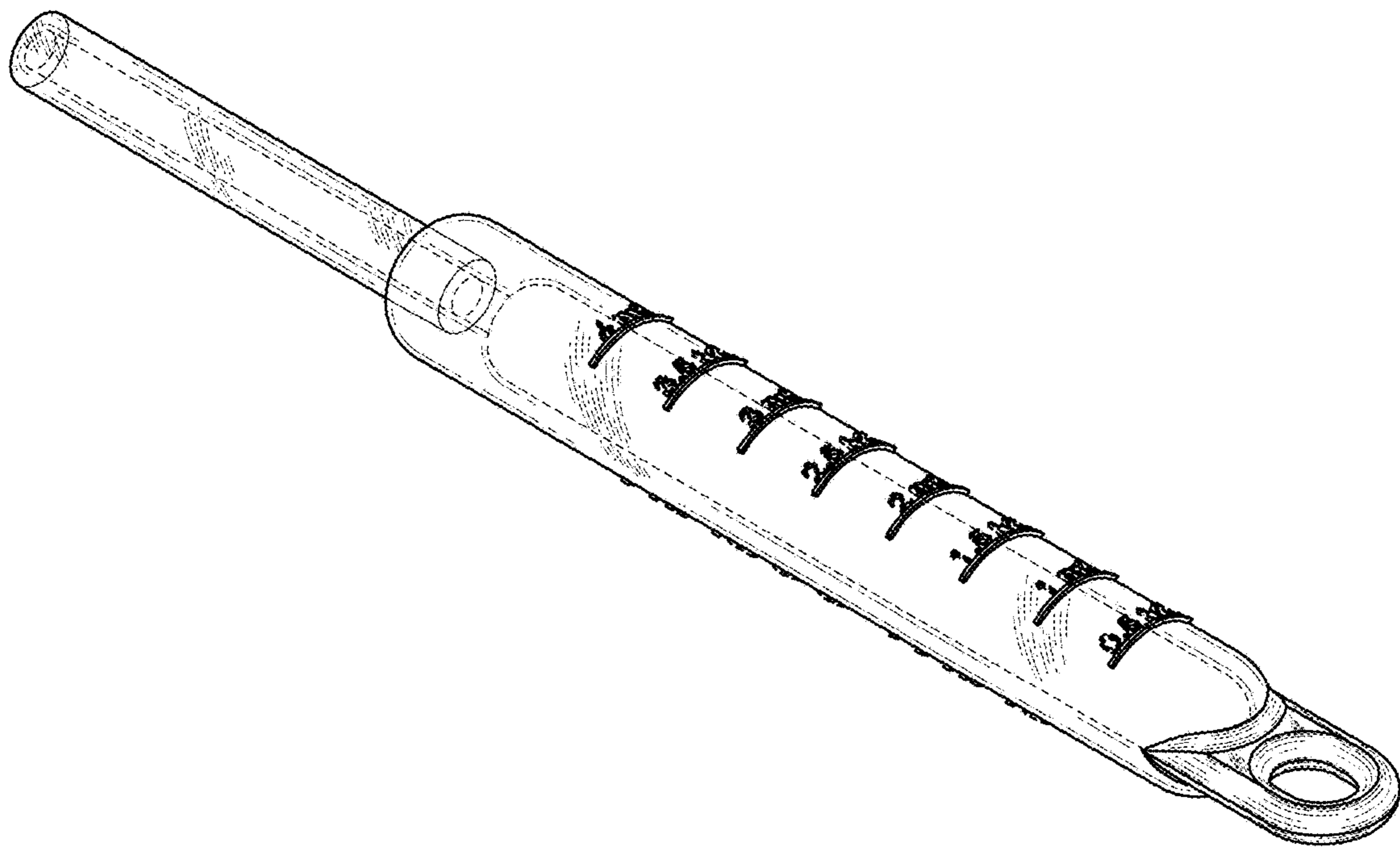


FIG. 1

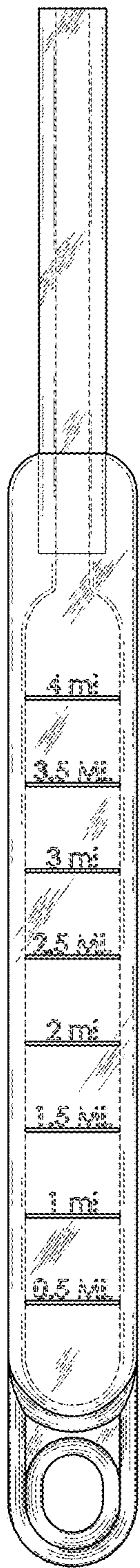


FIG. 2

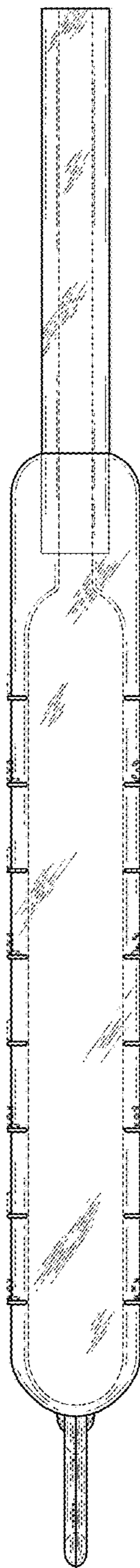


FIG. 3

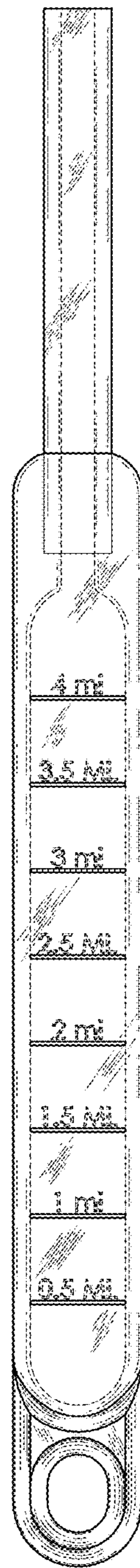


FIG. 4

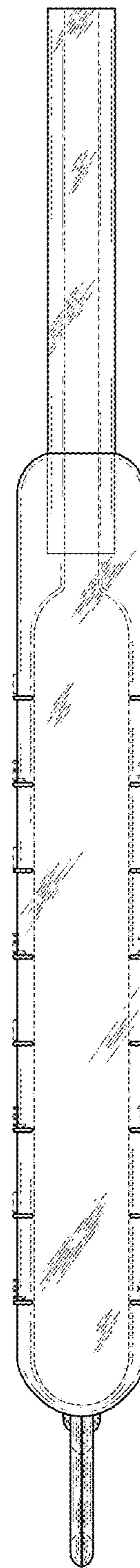


FIG. 5

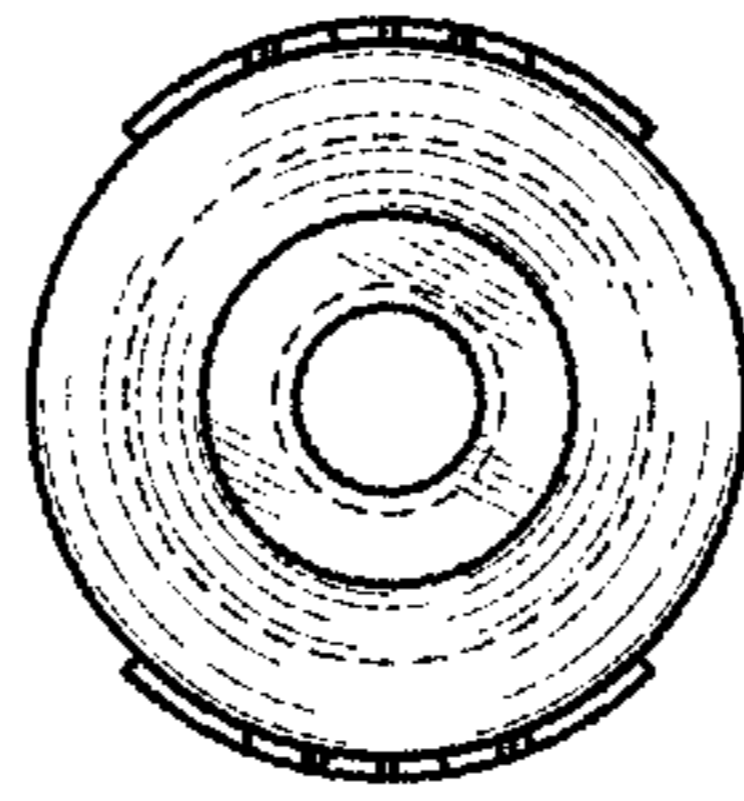


FIG. 6

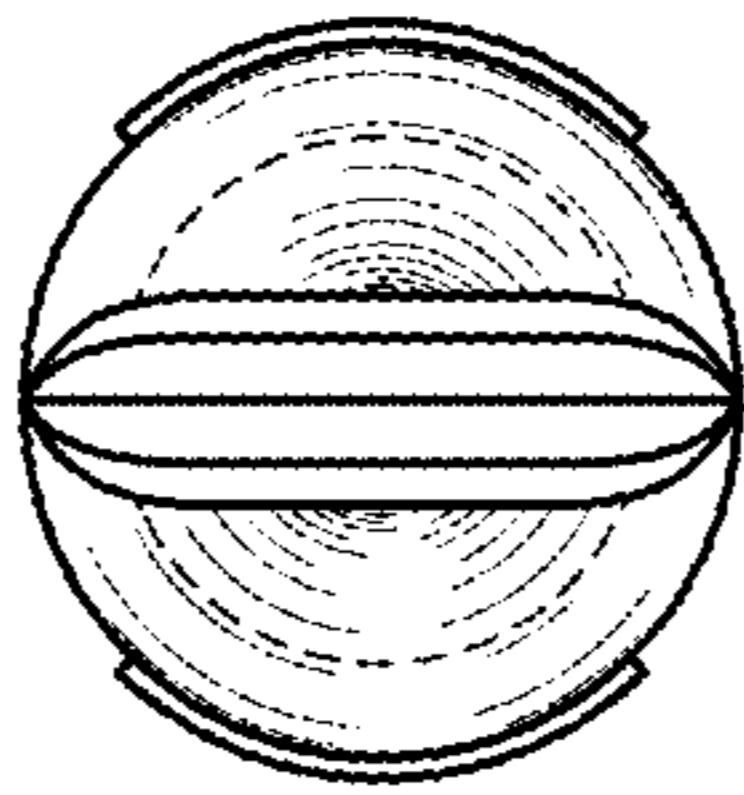


FIG. 7