

US00D795428S

(12) **United States Design Patent**
Rynerson

(10) **Patent No.:** **US D795,428 S**

(45) **Date of Patent:** **** Aug. 22, 2017**

(54) **INTRA-ORAL SCANNER HANDLE**

(71) Applicant: **DENTAL WINGS INC.**, Montreal (CA)

(72) Inventor: **Michael Rynerson**, Montreal (CA)

(73) Assignee: **DENTAL WINGS INC.**, Montreal (CA)

(**) Term: **15 Years**

(21) Appl. No.: **29/553,080**

(22) Filed: **Jan. 28, 2016**

(51) **LOC (10) Cl.** **24-02**

(52) **U.S. Cl.**
USPC **D24/152**

(58) **Field of Classification Search**
USPC D24/176-179, 185-186, 158-161, 152,
D24/150, 137, 147, 107
CPC ... A61B 8/42; A61B 1/00096; A61B 1/00172;
A61B 1/00174; A61B 1/24; A61B 1/247;
A61B 5/0088; A61B 5/1079; G03B
42/025; G03B 42/042
See application file for complete search history.

(56) **References Cited**

U.S. PATENT DOCUMENTS

5,908,294 A * 6/1999 Schick A61B 1/24
433/29
D530,013 S * 10/2006 Fischer D24/176

D533,946 S * 12/2006 Lintner D24/152
D648,855 S 11/2011 Smith
D657,470 S 4/2012 Schon
8,167,805 B2 5/2012 Emery
D674,091 S * 1/2013 Carlson D24/152
D771,817 S 11/2016 Barak
2012/0056993 A1 * 3/2012 Luqman A61B 1/24
348/47
2013/0183633 A1 7/2013 Dillon
2015/0250572 A1 * 9/2015 Gramann A61B 1/24
433/29

* cited by examiner

Primary Examiner — Wan Laymon

(74) *Attorney, Agent, or Firm* — Hugh Mansfield

(57) **CLAIM**

The ornamental design for an “intra-oral scanner handle”, as shown and described.

DESCRIPTION

FIG. 1 is a perspective view of an intra-oral scanner handle; FIG. 2 is a front view thereof; FIG. 3 is a back view thereof; FIG. 4 is a left side view thereof; FIG. 5 is a right side view thereof; FIG. 6 is a top plan view thereof; and, FIG. 7 is a bottom view thereof. The broken line showing of portions of the “intra-oral scanner handle” is included for the purpose of illustrating environmental structure and forms no part of the claimed design.

1 Claim, 3 Drawing Sheets





FIG-1

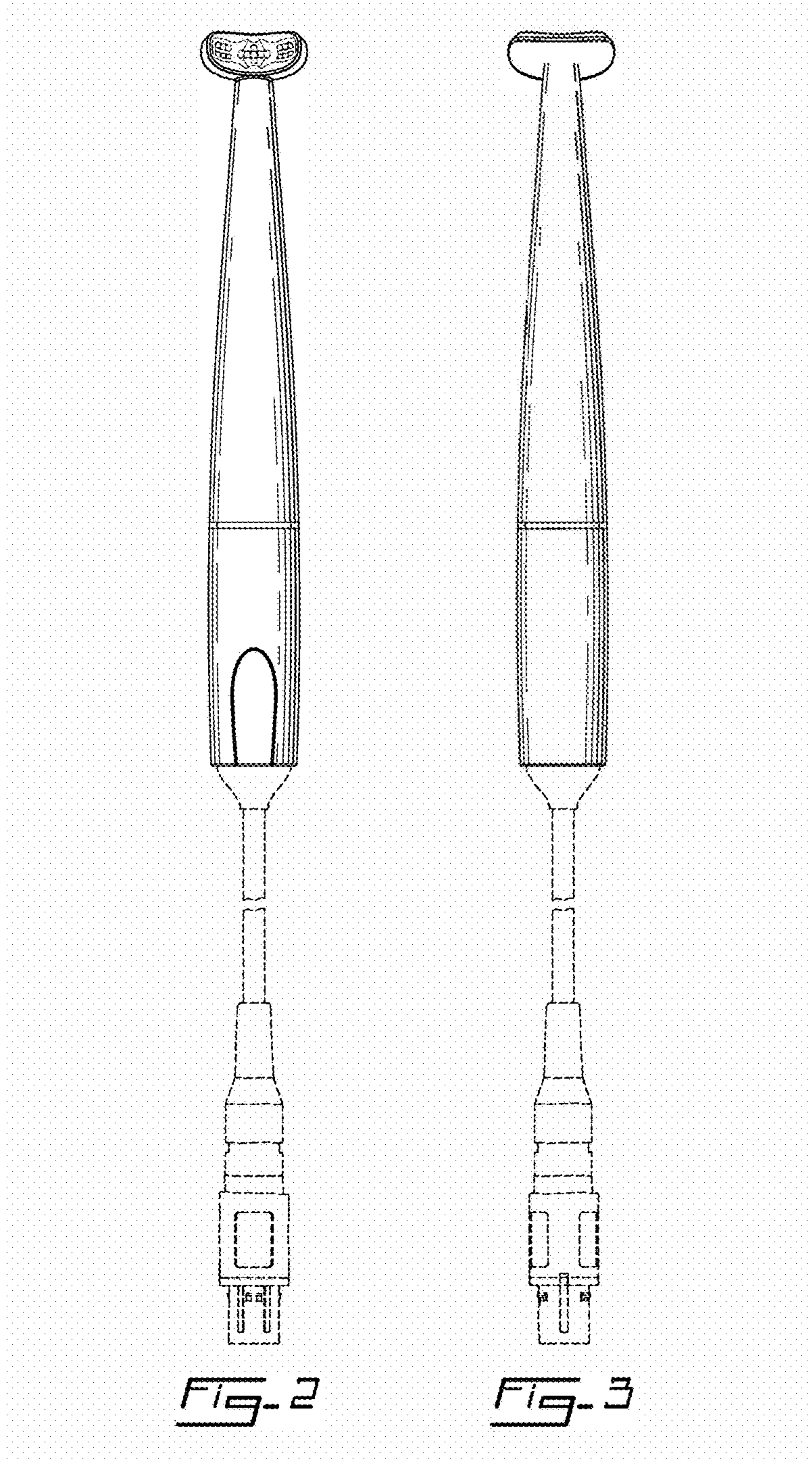




Fig-4



Fig-5

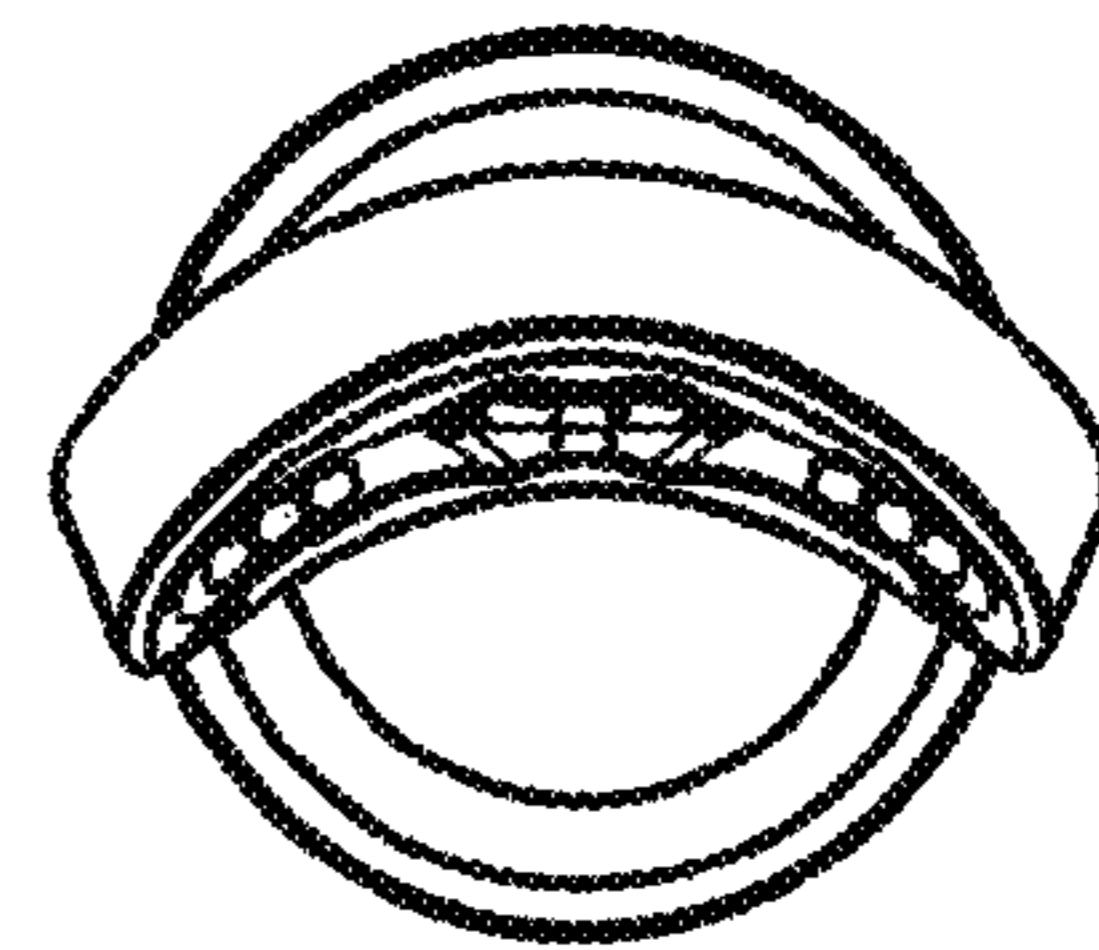


Fig-6

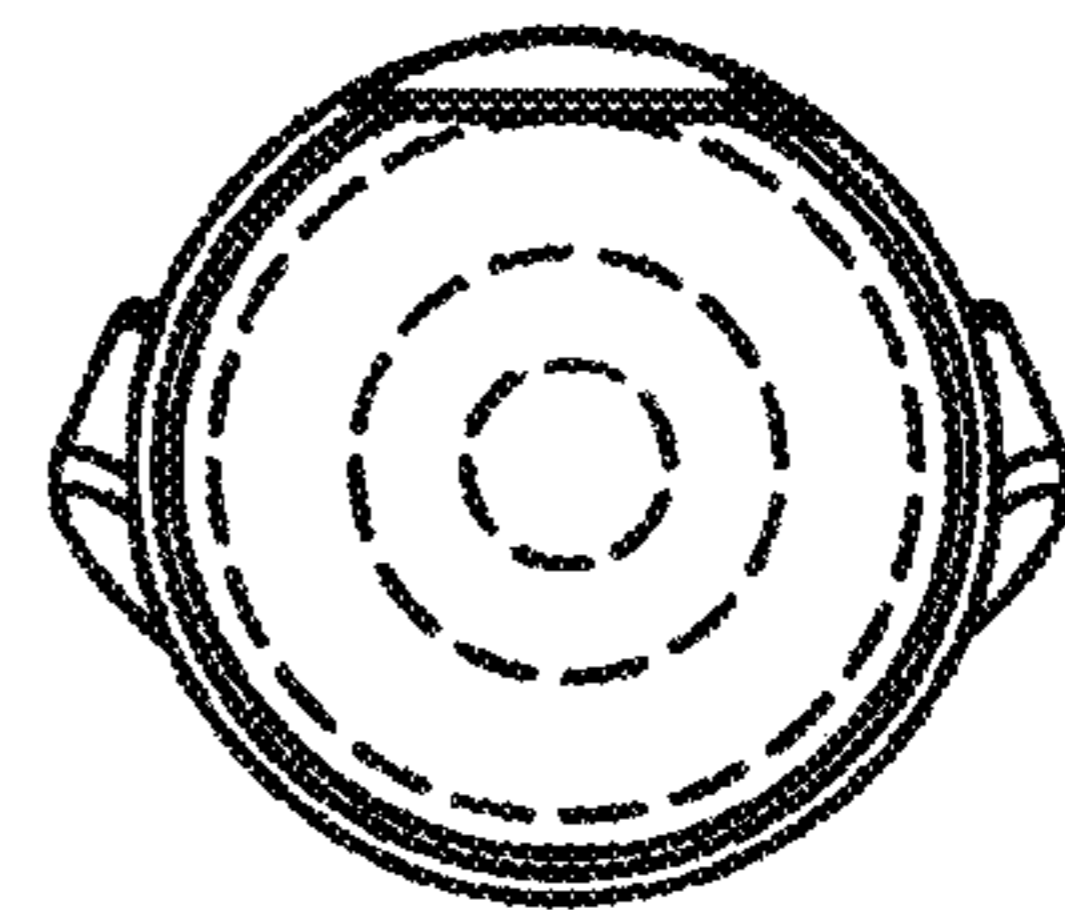


Fig-7