



US00D795376S

(12) **United States Design Patent** (10) **Patent No.:** **US D795,376 S**  
**Keisler** (45) **Date of Patent:** **\*\* Aug. 22, 2017**

(54) **GOLF PUTTING TRAINING APPARATUS**  
 (71) Applicant: **Stacy Keisler**, Lithia, FL (US)  
 (72) Inventor: **Stacy Keisler**, Lithia, FL (US)  
 (\*\*) Term: **15 Years**  
 (21) Appl. No.: **29/567,045**  
 (22) Filed: **Jun. 4, 2016**  
 (51) **LOC (10) Cl.** ..... **21-02**  
 (52) **U.S. Cl.**  
 USPC ..... **D21/791**  
 (58) **Field of Classification Search**  
 USPC ..... D21/789, 790, 791  
 CPC ..... A63B 63/00; A63B 63/007; A63B 57/357;  
 A63B 57/40; A63B 69/3676; A63B  
 69/3697; A63B 69/3608; A63B 69/3661;  
 A63B 69/3667; A63B 67/02  
 See application file for complete search history.

5,818,036 A \* 10/1998 Daly ..... A63B 69/3614  
 250/216  
 D400,631 S \* 11/1998 Moore ..... D21/791  
 D405,144 S \* 2/1999 Crum ..... D21/789  
 D409,704 S \* 5/1999 Nunes ..... D21/791  
 D411,601 S \* 6/1999 Fong ..... D21/791  
 5,997,406 A \* 12/1999 Selton ..... A63B 63/007  
 473/180  
 D423,621 S \* 4/2000 Holtby ..... D21/791  
 7,914,387 B1 \* 3/2011 Gugliotti ..... A63B 67/02  
 473/173  
 D673,635 S \* 1/2013 Cameron ..... D21/791  
 9,327,176 B1 \* 5/2016 Goserud ..... A63B 69/3676  
 D780,870 S \* 3/2017 Hamilton ..... A63B 57/40  
 D21/791

\* cited by examiner

*Primary Examiner* — Mitchell Siegel  
 (74) *Attorney, Agent, or Firm* — Gulf Coast Intellectual  
 Property Group

(57) **CLAIM**

The ornamental design for the golf putting training apparatus, as shown and described.

**DESCRIPTION**

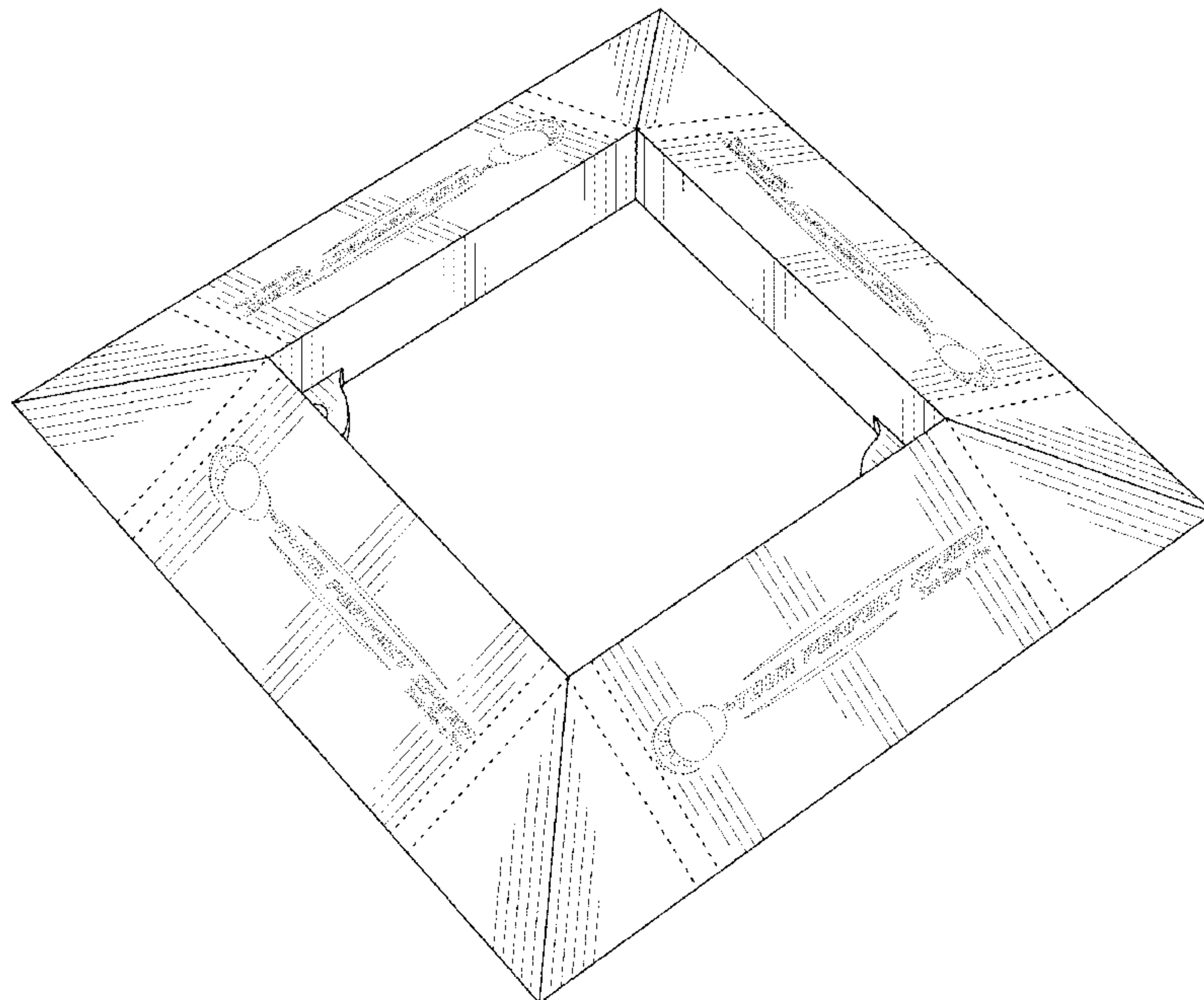
FIG. 1 is a top view of the present invention; and  
 FIG. 2 is a first side view of the present invention; and  
 FIG. 3 is a second side view of the present invention; and  
 FIG. 4 is a third side view of the present invention; and  
 FIG. 5 is a fourth side view of the present invention; and  
 FIG. 6 is a perspective view of the present invention; and,  
 FIG. 7 is a perspective view of the present invention.  
 Wherein the dotted lines herein illustrate environment and  
 use and do not form any part of the claimed design.

**1 Claim, 4 Drawing Sheets**

(56) **References Cited**

**U.S. PATENT DOCUMENTS**

D174,253 S \* 3/1955 Evans ..... D21/790  
 D234,526 S \* 3/1975 Zawacki ..... D21/319  
 D273,126 S \* 3/1984 Turza ..... D21/790  
 D311,216 S \* 10/1990 Simjian ..... D21/790  
 D346,831 S \* 5/1994 Adams ..... D21/790  
 D349,321 S \* 8/1994 Eversole ..... D21/790  
 D353,433 S \* 12/1994 Erdoes ..... D21/792  
 5,487,545 A \* 1/1996 Schindler ..... A63B 69/3676  
 273/127 B  
 D372,062 S \* 7/1996 Spiegel ..... D21/716  
 D385,610 S \* 10/1997 McDonald ..... D21/790  
 D399,285 S \* 10/1998 Ridge ..... D21/789



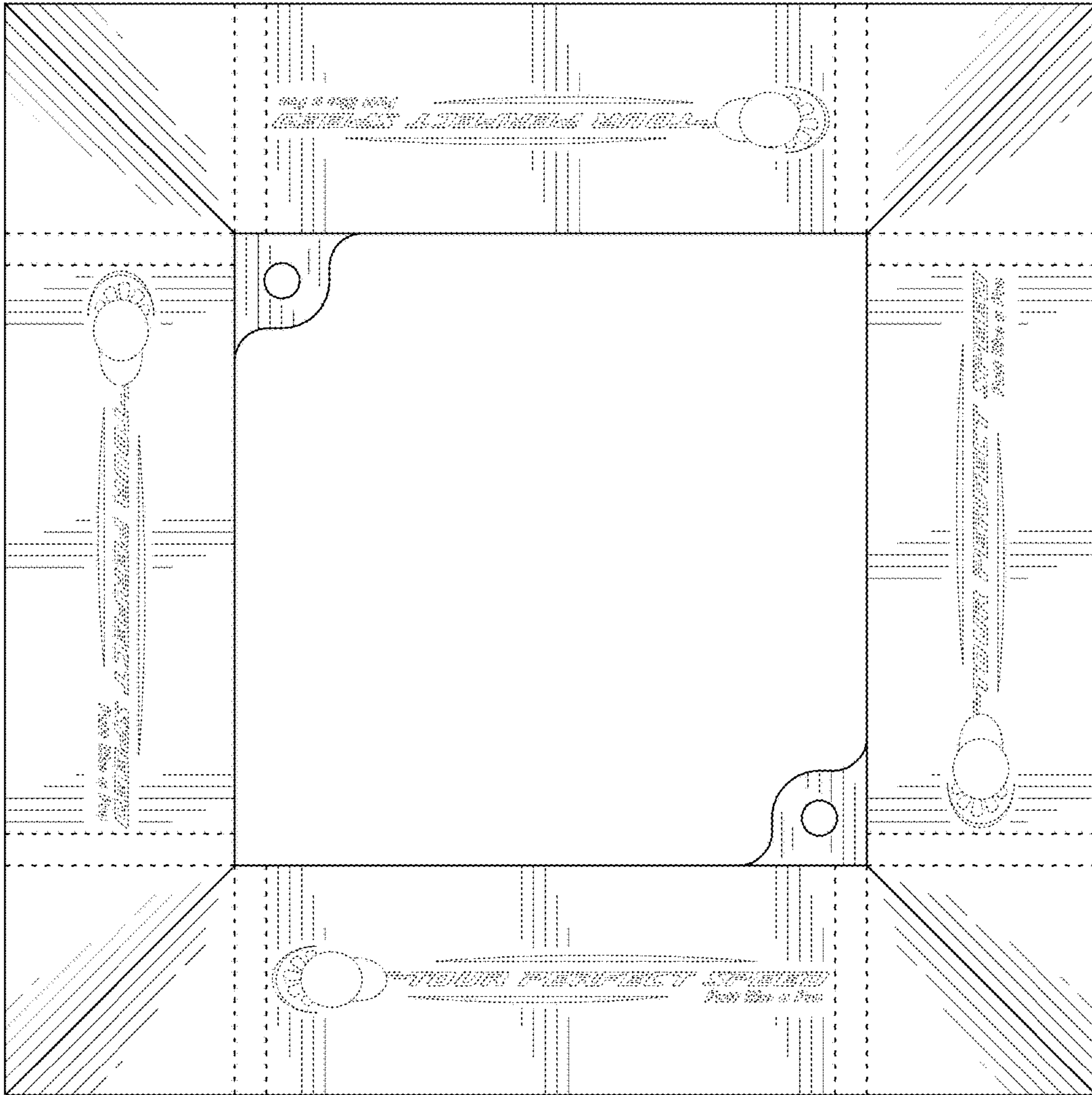
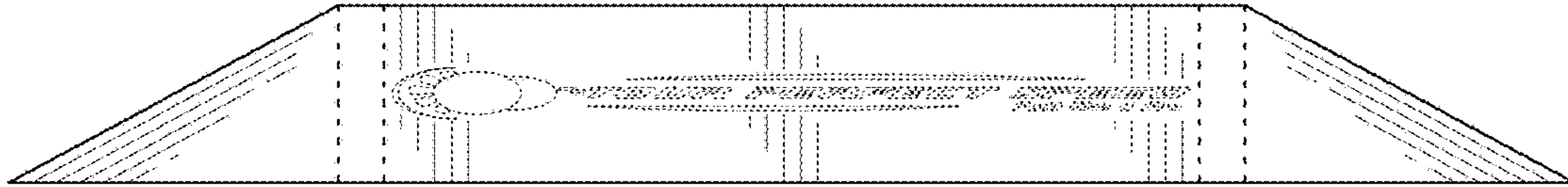
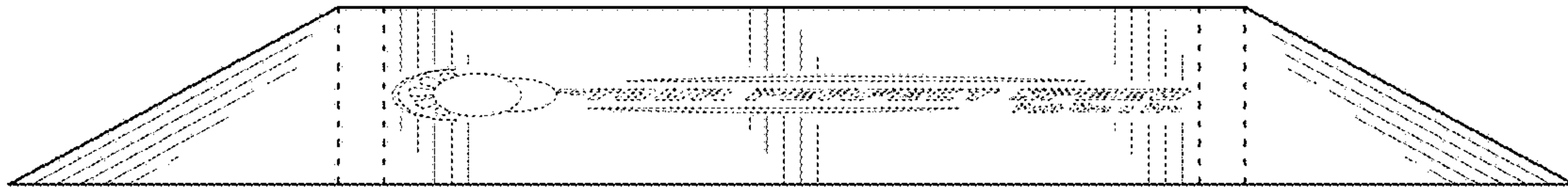


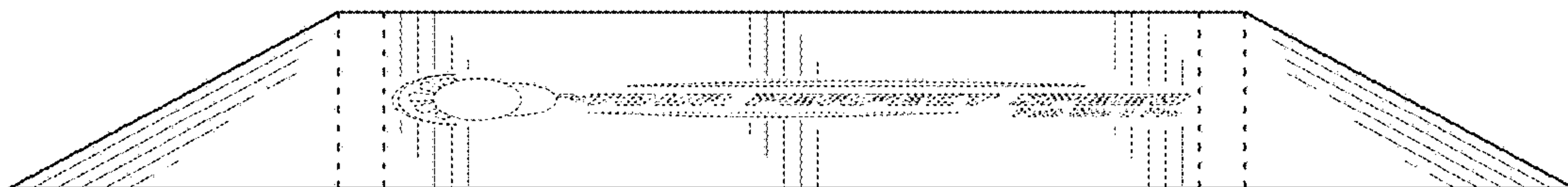
FIG. 1



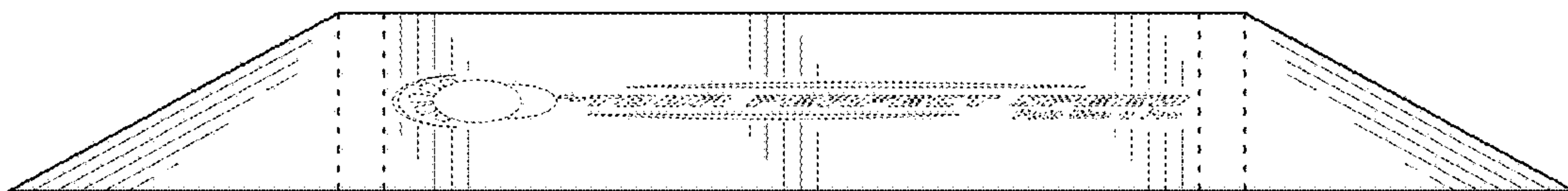
**FIG. 2**



**FIG. 3**



**FIG. 4**



**FIG. 5**



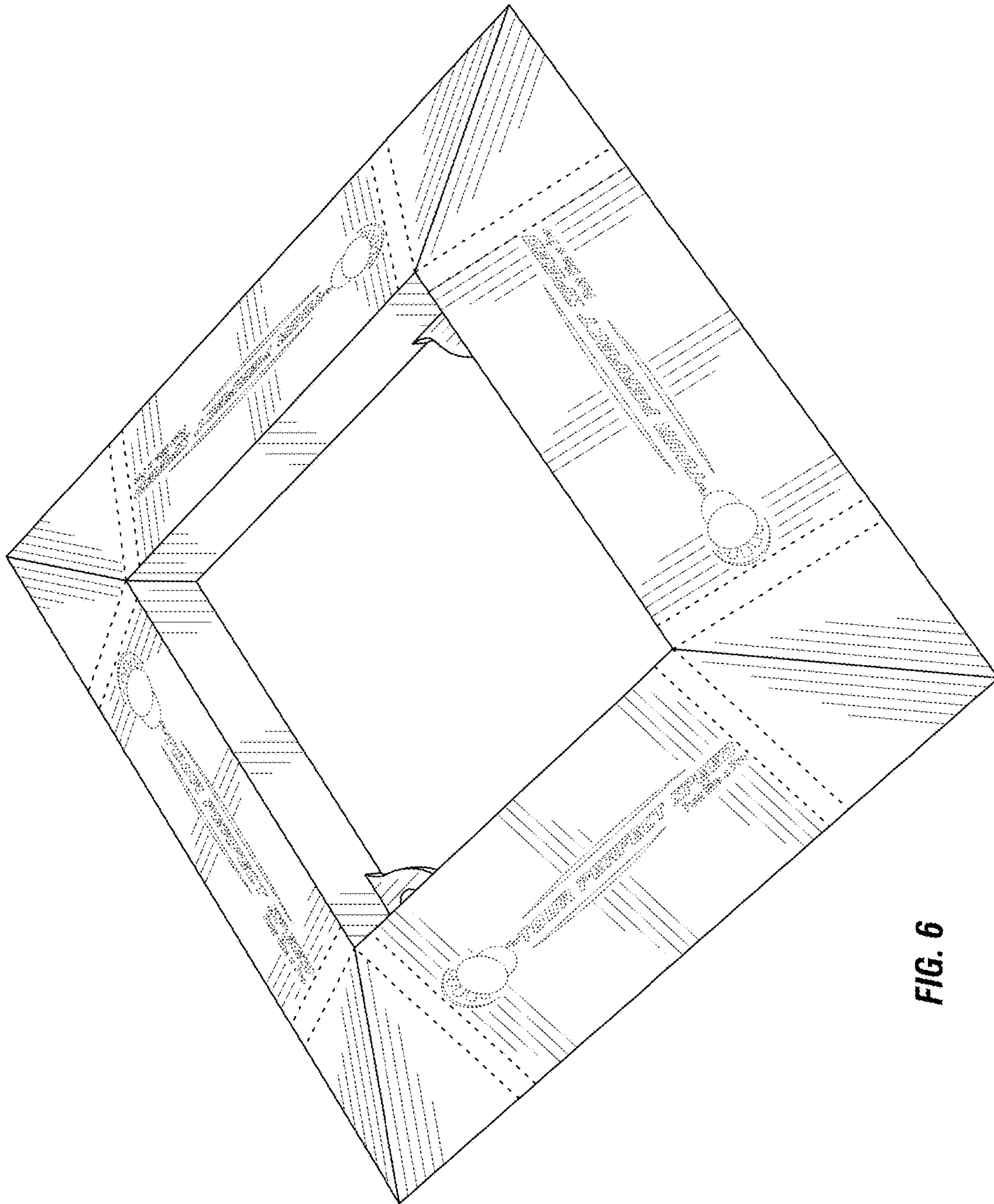


FIG. 6

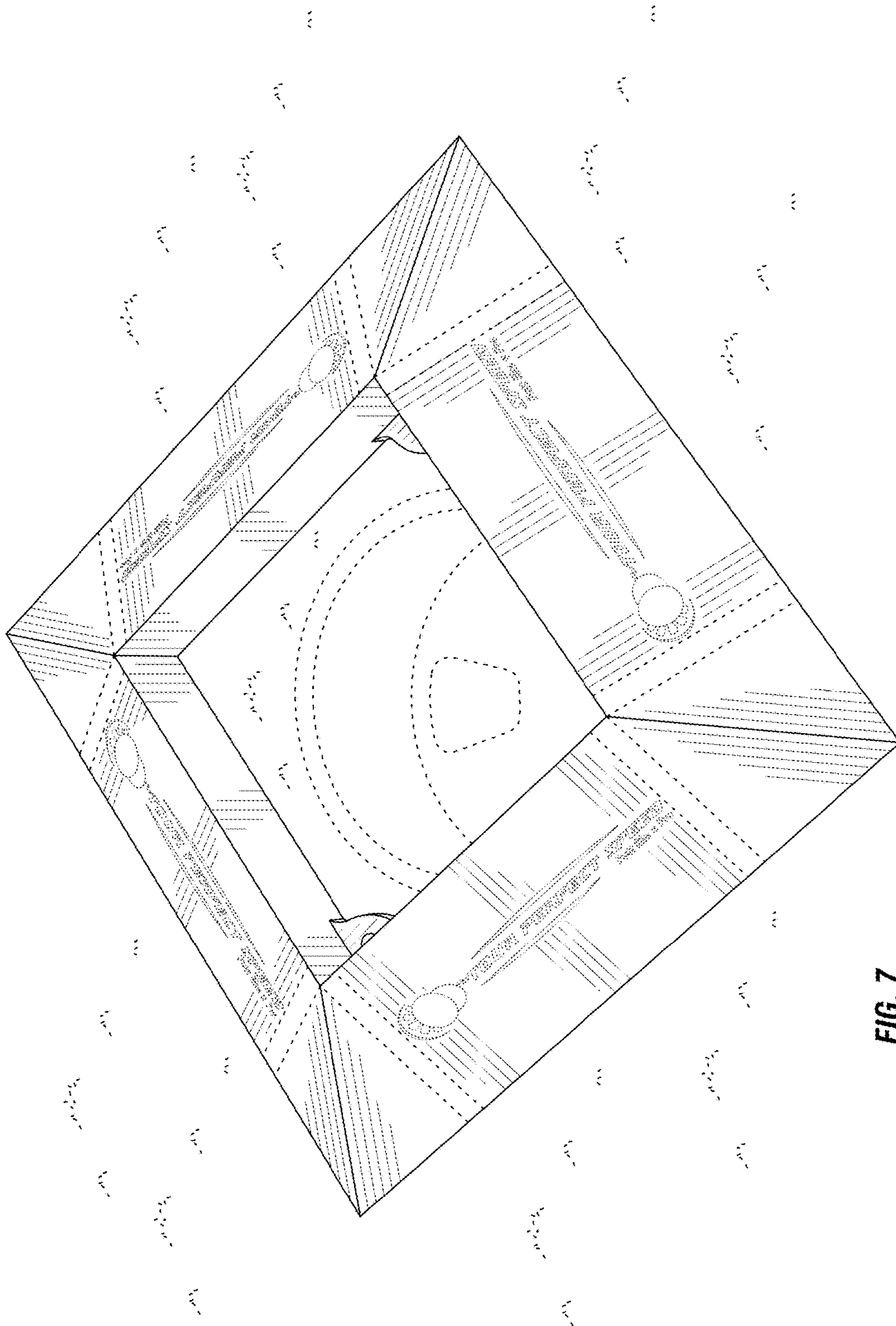


FIG. 7