



US00D795360S

(12) **United States Design Patent** (10) **Patent No.:** **US D795,360 S**
Ahn (45) **Date of Patent:** **** Aug. 22, 2017**

(54) **TOY BUILDING BLOCK**
(71) Applicant: **Bubble Block Co., Ltd,**
Gyeongsangnam-do (KR)
(72) Inventor: **Hee Jung Ahn,** Gyeongsangnam-do
(KR)
(73) Assignee: **BUBBLE BLOCK CO., LTD.,**
Gyeongsangnam-do (KR)
(**) Term: **15 Years**
(21) Appl. No.: **29/544,357**

D359,315 S * 6/1995 Tacey D21/499
D360,909 S * 8/1995 Frederiksen D21/500
D435,609 S * 12/2000 Sorensen D21/499
D437,366 S * 2/2001 Stemmler D21/499
D464,682 S * 10/2002 Lin D21/499
D480,437 S * 10/2003 Stoneberg D21/499
D490,483 S * 5/2004 Auberger D21/499
D512,108 S * 11/2005 Lin D21/499
D580,995 S * 11/2008 Chun D21/499
D614,249 S * 4/2010 Pedersen D21/499
D702,774 S * 4/2014 Wizenberg D21/499
D726,261 S * 4/2015 Uno D21/499
D741,414 S * 10/2015 Lu D21/499
2013/0203316 A1 * 8/2013 Uno A63H 33/086
446/124

(22) Filed: **Nov. 3, 2015**
(51) **LOC (10) Cl.** **21-01**
(52) **U.S. Cl.**
USPC **D21/499**
(58) **Field of Classification Search**
USPC D21/478, 479, 484, 485-505; 446/69,
446/85, 102-128; 434/208, 259, 403;
273/153, 156, 160; 428/174
CPC A63H 33/00; A63H 33/04; A63H 33/06;
A63H 33/08; A63H 33/10; A63H 33/12;
A63H 33/14; A63F 9/0608; A63F 9/12;
G09B 1/36
See application file for complete search history.

* cited by examiner

Primary Examiner — Cynthia M Chin
(74) *Attorney, Agent, or Firm* — Wenderoth, Lind &
Ponack, L.L.P.

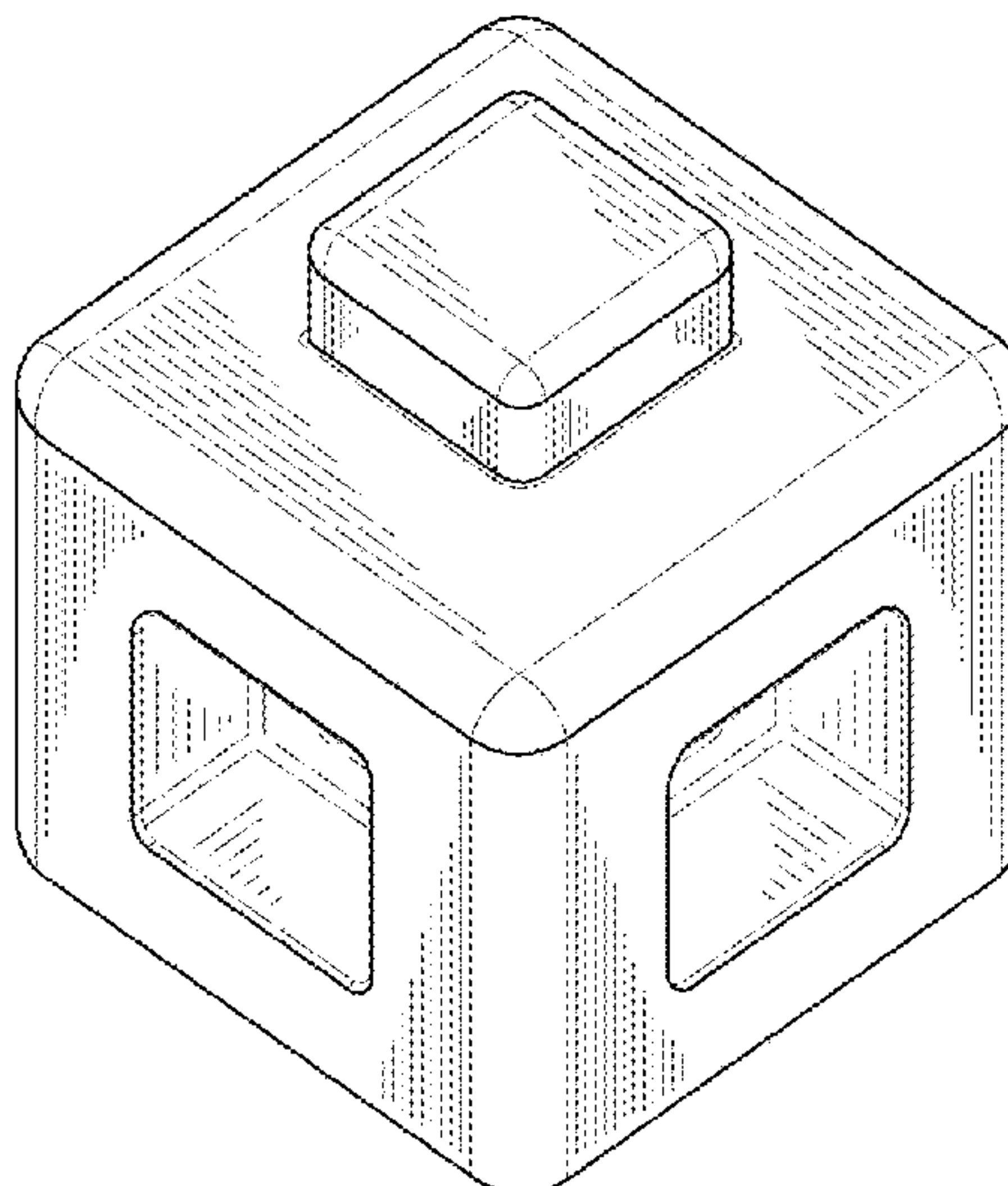
(56) **References Cited**
U.S. PATENT DOCUMENTS
3,374,917 A * 3/1968 Troy A63H 33/08
206/504
D283,635 S * 4/1986 Kato D21/499
4,698,023 A * 10/1987 Marino G09B 1/36
434/259
5,000,713 A * 3/1991 Cheng A63H 33/06
273/160
D346,627 S * 5/1994 Bach D21/501

(57) **CLAIM**
The ornamental design for a toy building block, as shown
and described.

DESCRIPTION

FIG. 1 is a perspective view of the toy building block in
accordance with my design;
FIG. 2 is a front view of the toy building block shown in
FIG. 1, the rear view, the right side view, and the left side
view being identical with the front view;
FIG. 3 is a top view of the toy building block shown in FIG.
1; and,
FIG. 4 is a bottom view of the toy building block shown in
FIG. 1.
The broken line showing of the interior recess is for the
purpose of illustrating portions of the article that form no
part of the claimed design.

1 Claim, 2 Drawing Sheets



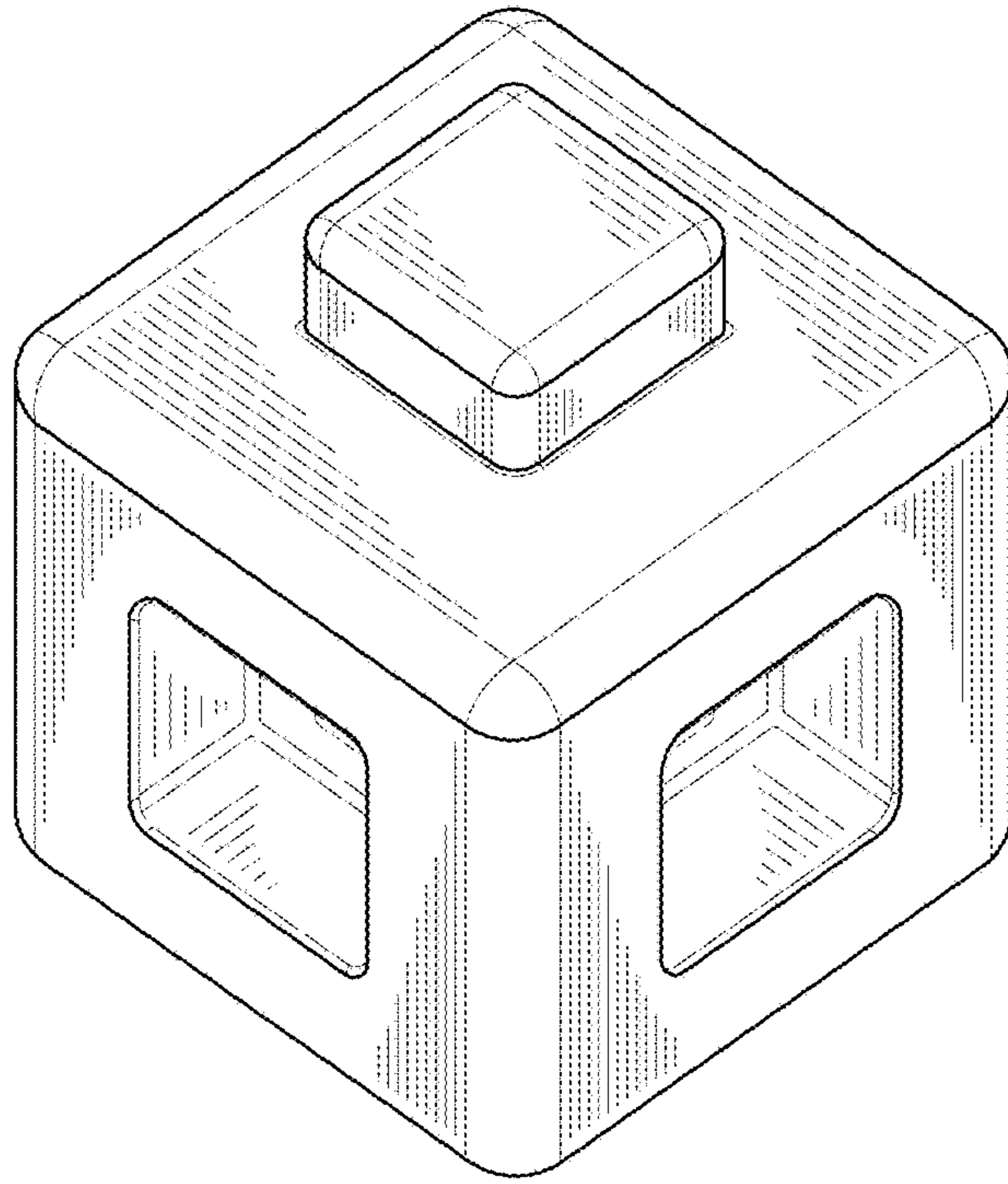


FIG. 1

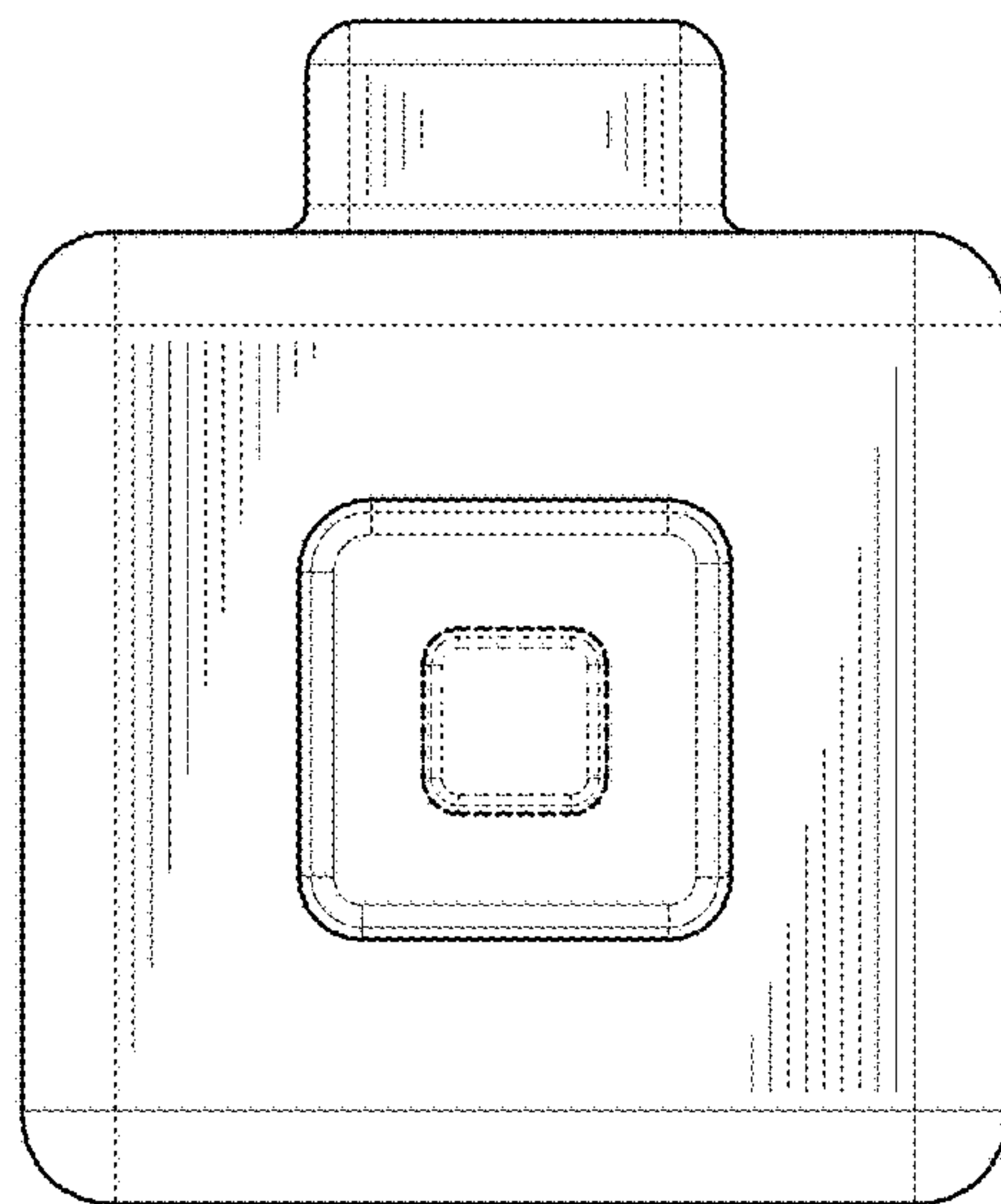


FIG. 2

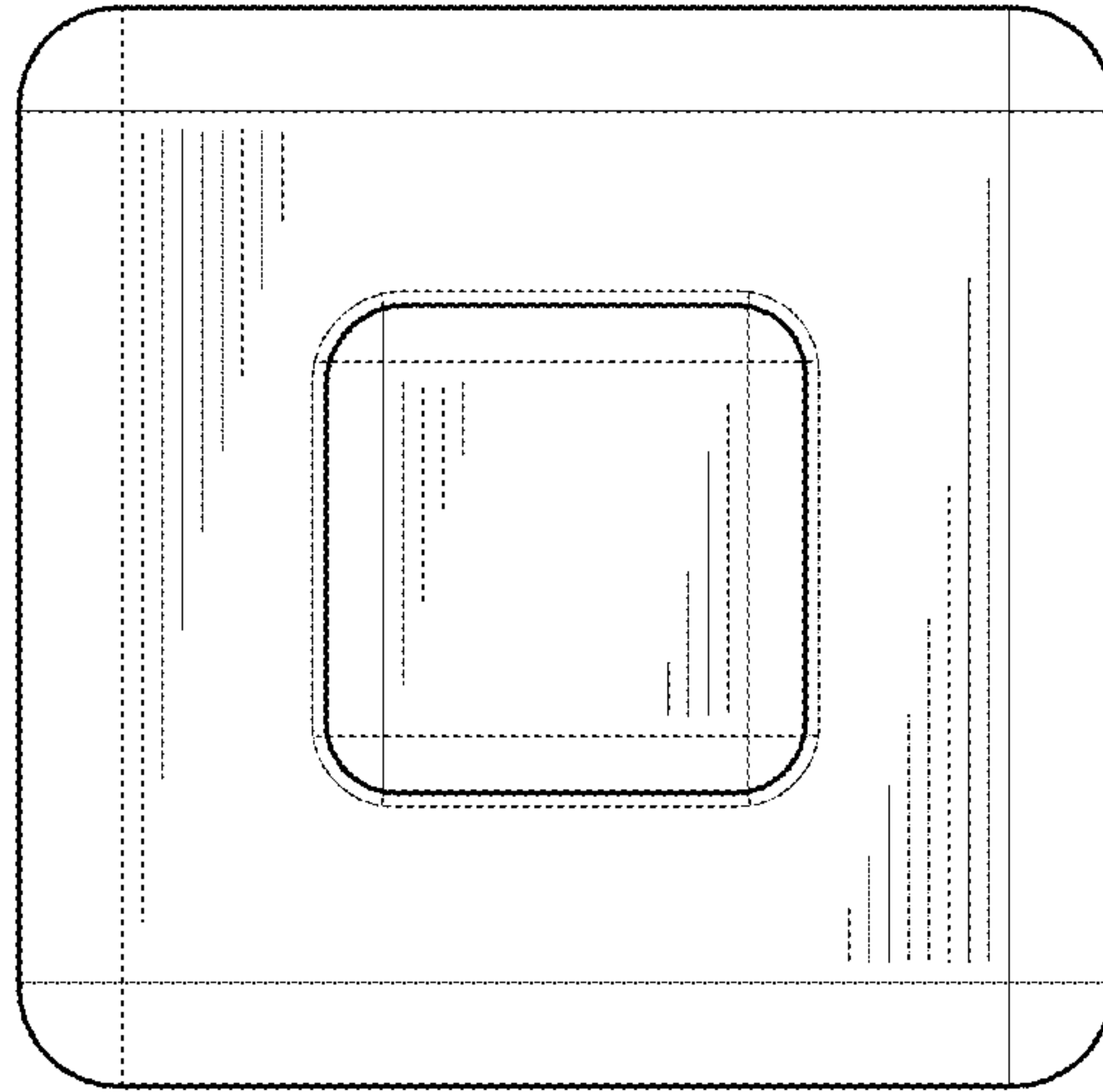


FIG. 3

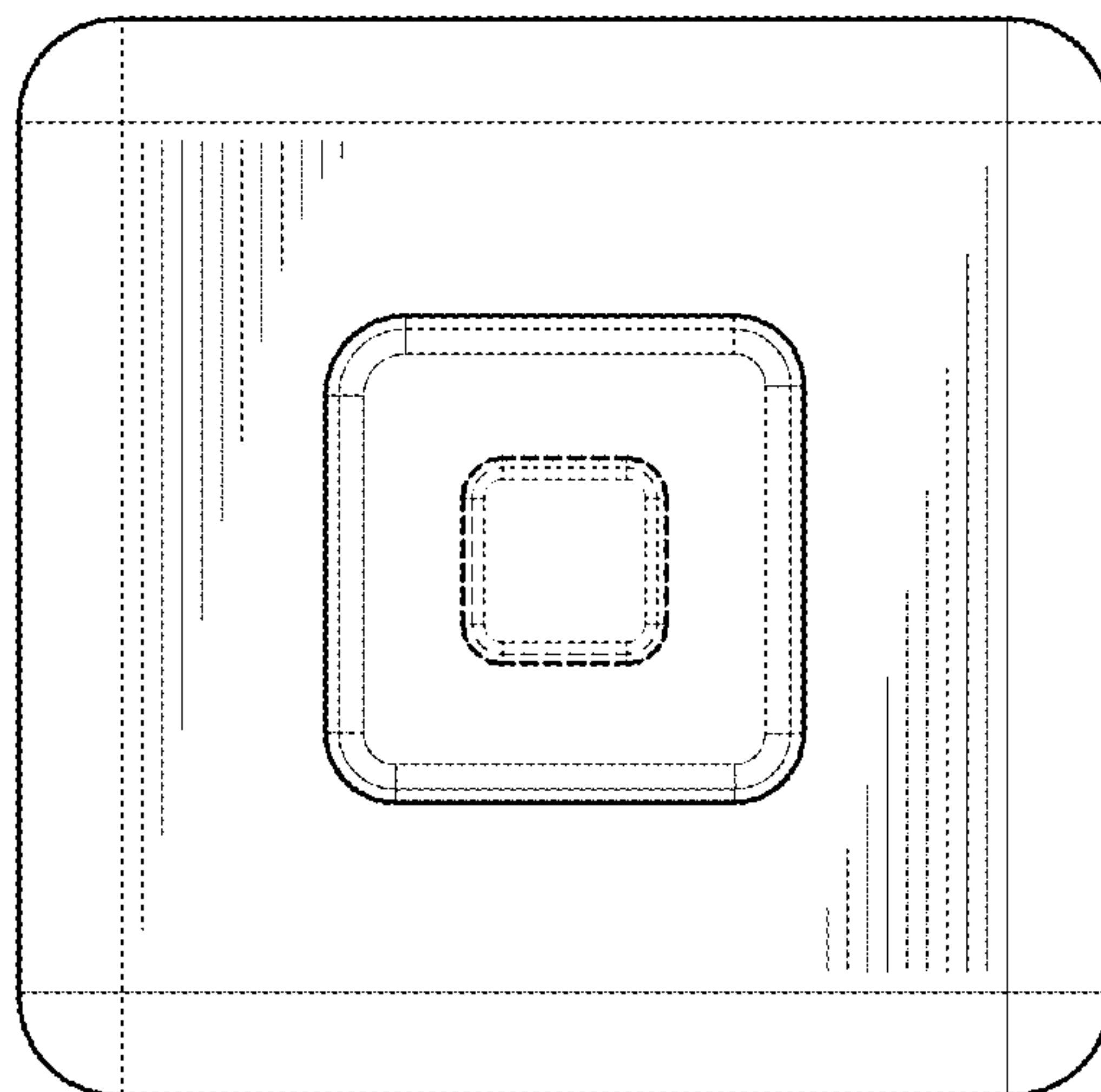


FIG. 4