



US00D795358S

(12) **United States Design Patent**  
**Desberg**

(10) **Patent No.:** **US D795,358 S**  
(45) **Date of Patent:** **\*\* Aug. 22, 2017**

(54) **KART WITH MOVABLE VISUAL EFFECT**

(71) Applicant: **RAZOR USA LLC**, Cerritos, CA (US)

(72) Inventor: **Ian Desberg**, Cerritos, CA (US)

(73) Assignee: **RAZOR USA LLC**, Cerritos, CA (US)

(\*\*) Term: **15 Years**

(21) Appl. No.: **29/575,601**

(22) Filed: **Aug. 26, 2016**

**Related U.S. Application Data**

(63) Continuation of application No. 29/515,720, filed on Jan. 26, 2015, now Pat. No. Des. 765,187.

(51) **LOC (10) Cl.** ..... **21-01**

(52) **U.S. Cl.**  
USPC ..... **D21/428**

(58) **Field of Classification Search**  
USPC ..... D21/419, 423, 424, 425, 426, 427, 428;  
280/87.01, 87.021, 218, 224, 225, 232,  
280/233, 242.1

(Continued)

(56) **References Cited**

**U.S. PATENT DOCUMENTS**

2,770,074 A 11/1956 Jones  
D208,483 S 9/1967 Walket

(Continued)

*Primary Examiner* — Cynthia M Chin

(74) *Attorney, Agent, or Firm* — Knobbe, Martens, Olson & Bear, LLP

(57) **CLAIM**

The ornamental design for a kart with movable visual effect, as shown and described.

**DESCRIPTION**

FIG. 1 is a front perspective view of a kart with movable visual effect.

FIG. 2 is a rear perspective view of the kart with movable visual effect of FIG. 1.

FIG. 3 is a front view of the kart with movable visual effect of FIG. 1.

FIG. 4 is a rear view of the kart with movable visual effect of FIG. 1.

FIG. 5 is a left side view of the kart with movable visual effect of FIG. 1.

FIG. 6 is a right side view of the kart with movable visual effect of FIG. 1.

FIG. 7 is a top view of the kart with movable visual effect of FIG. 1.

FIG. 8 is a bottom view of the kart with movable visual effect of FIG. 1.

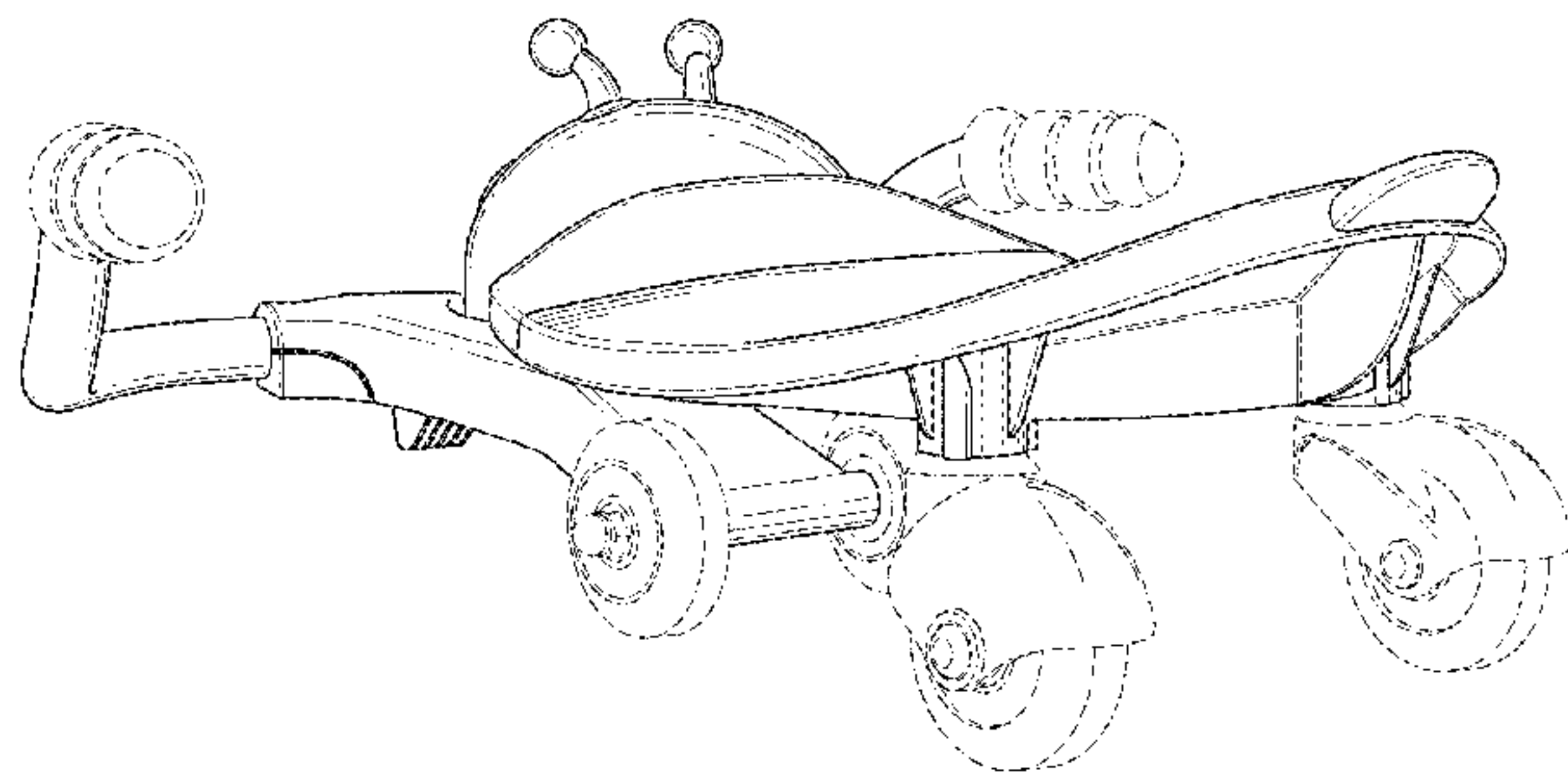
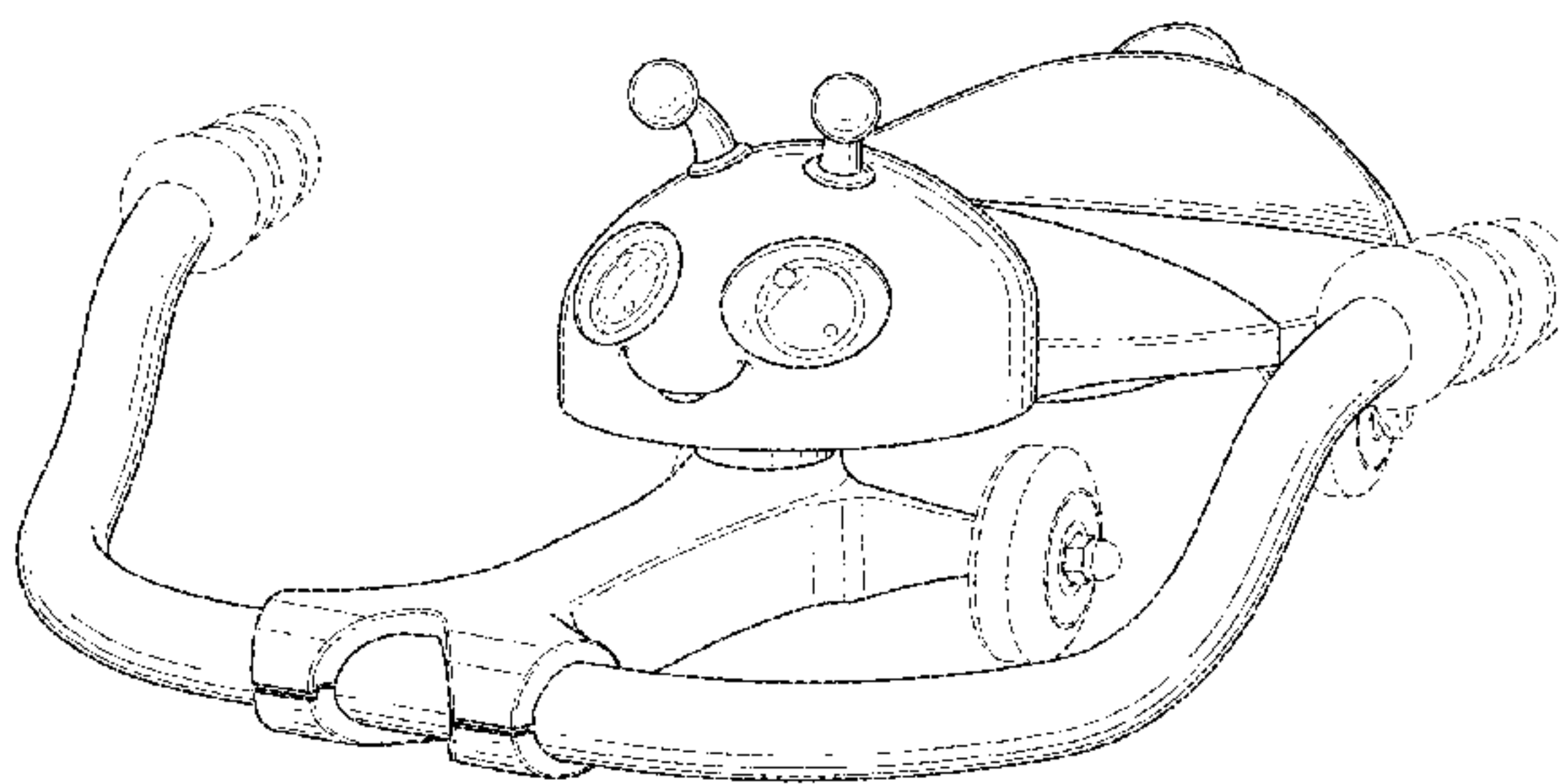
FIG. 9 illustrates a head portion of the kart with movable visual effect of FIG. 1 in a first state with the eyes in a first position relative to the openings in the head corresponding to a first position of the steering arm relative to the body.

The eyes of the inner member include an outer portion or sclera, a ring portion or iris and an inner portion or pupil. FIG. 10 illustrates the head portion of the kart with movable visual effect of FIG. 9 in a second state with the eyes in a second position relative to the openings in the head corresponding to a second position of the steering arm relative to the body turned toward the right side relative to the position of FIG. 9.

FIG. 11 illustrates the head portion of the kart with movable visual effect of FIG. 9 in a third state with the eyes in a third position relative to the openings in the head corresponding to a third position of the steering arm relative to the body turned back toward the center relative to the position of FIG. 10. The third position of FIG. 11 can be the same as the first position of FIG. 9; and,

FIG. 12 illustrates the head portion of the kart with movable visual effect of FIG. 9 in a fourth state with the eyes in a fourth position relative to the openings in the head corresponding to a fourth position of the steering arm relative to the body turned toward the left side relative to the position of FIG. 11. The four discrete positions illustrated represent movement of the inner member and eyes relative to the outer member or head along with steering movement of the steering arm.

(Continued)



FIGS. 9-12 are shown separately for ease and clarity of illustration. Portions of the kart with movable visual effect shown in broken lines forms no part of the claimed design.

**1 Claim, 6 Drawing Sheets**

**(58) Field of Classification Search**

CPC ..... A63G 13/00; A63G 13/06; A63G 13/10;  
 A63G 15/00; A63G 15/02; A63G 15/04;  
 B62B 7/00; B62B 7/002; B62B 7/004;  
 B62B 7/006; B62B 7/008; B62B 7/02;  
 B62B 7/04; B62B 7/042; B62B 7/044;  
 B62B 7/06; B62B 7/12; B62B 7/126;  
 B62B 7/14; B62B 7/142; B62B 7/145;  
 B62B 7/147; B62B 9/00; B62B 9/28

See application file for complete search history.

**(56) References Cited**

U.S. PATENT DOCUMENTS

3,663,038 A     5/1972 Hendricks  
 D228,400 S     9/1973 Novak

|                   |         |                 |                      |
|-------------------|---------|-----------------|----------------------|
| D230,755 S        | 3/1974  | Brightbill      |                      |
| 4,200,304 A       | 4/1980  | Hwang           |                      |
| D257,375 S        | 10/1980 | Nottingham      |                      |
| 4,264,080 A       | 4/1981  | Kassai          |                      |
| D270,848 S        | 10/1983 | Echterling      |                      |
| D278,736 S        | 5/1985  | Klawitter       |                      |
| D283,905 S        | 5/1986  | Kane            |                      |
| 4,759,557 A       | 7/1988  | Kassai          |                      |
| D320,053 S *      | 9/1991  | Klawitter ..... | D21/592              |
| D353,844 S *      | 12/1994 | Chiang .....    | D21/533              |
| D363,938 S        | 11/1995 | Kahng           |                      |
| D444,825 S        | 7/2001  | Child           |                      |
| 6,561,534 B2      | 5/2003  | Gu              |                      |
| D606,596 S        | 12/2009 | Kruger          |                      |
| D695,360 S        | 12/2013 | Li              |                      |
| 9,132,359 B2 *    | 9/2015  | Desberg .....   | A63H 17/26           |
| 9,139,248 B2      | 9/2015  | Xiao            |                      |
| 9,375,647 B2      | 6/2016  | Desberg         |                      |
| D765,187 S        | 8/2016  | Desberg         |                      |
| 2002/0113404 A1 * | 8/2002  | Yang .....      | B62K 9/00<br>280/293 |
| 2005/0236800 A1 * | 10/2005 | Lai .....       | B62K 9/02<br>280/218 |

\* cited by examiner

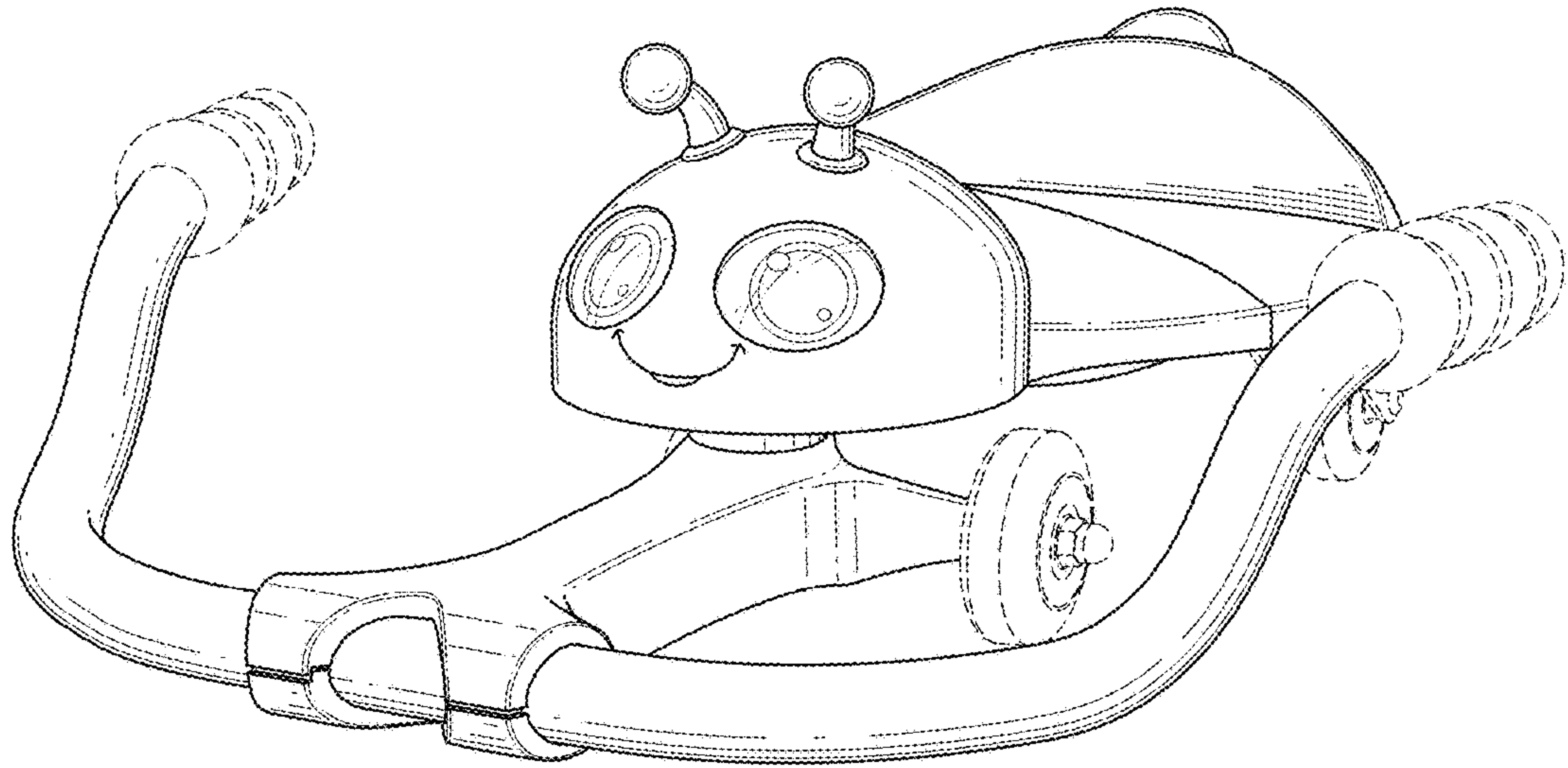


FIG. 1

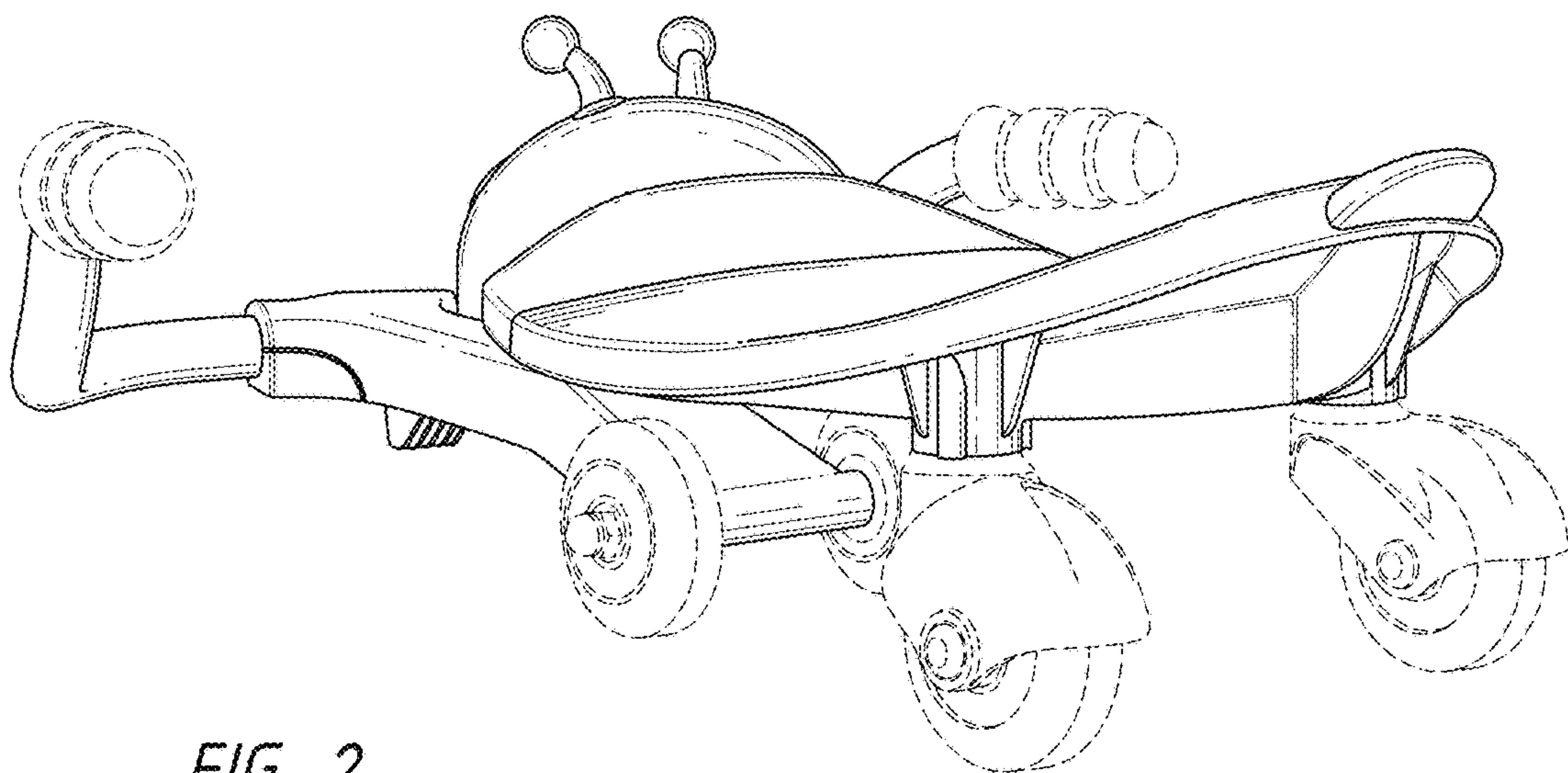


FIG. 2



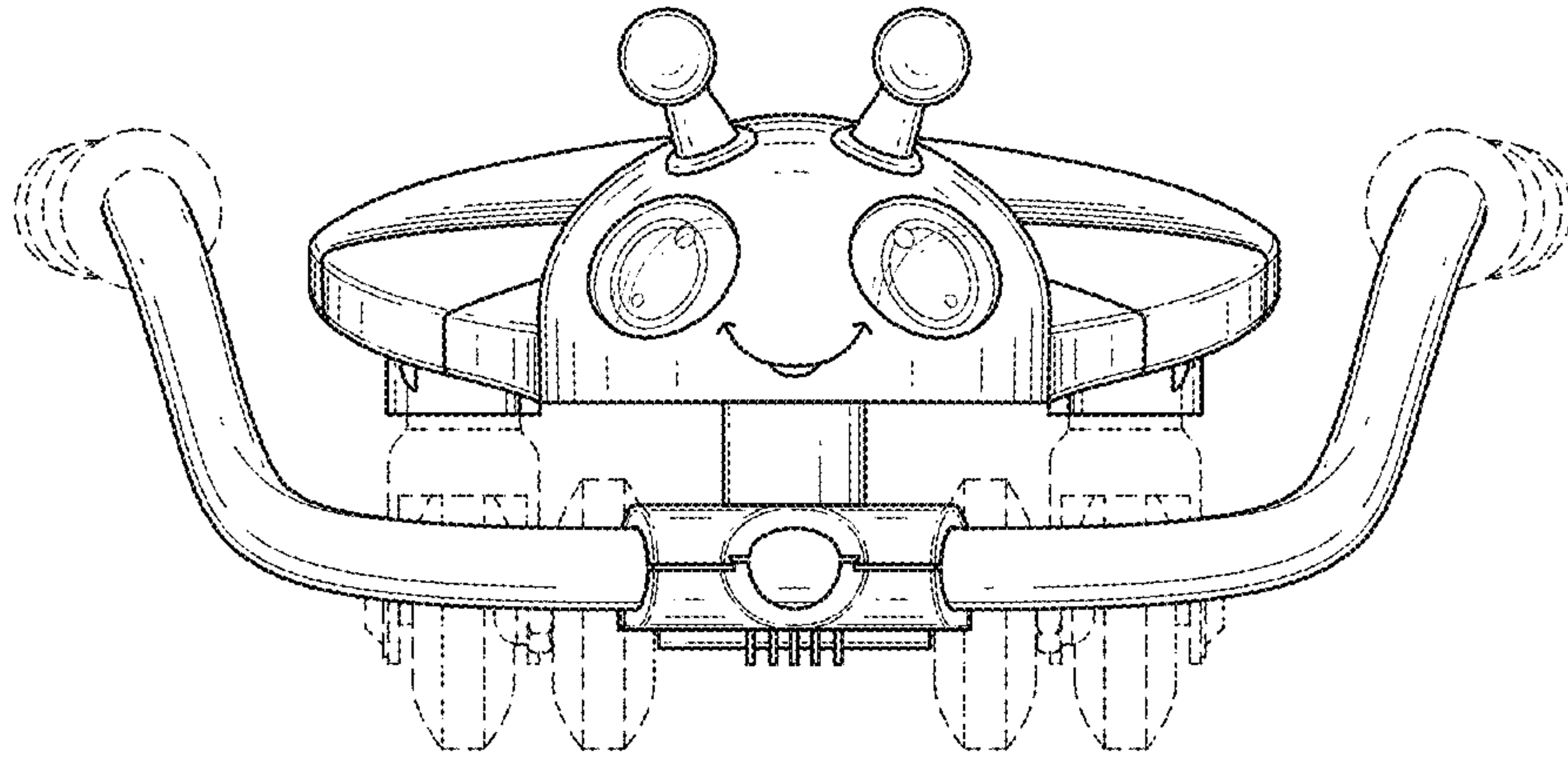


FIG. 3

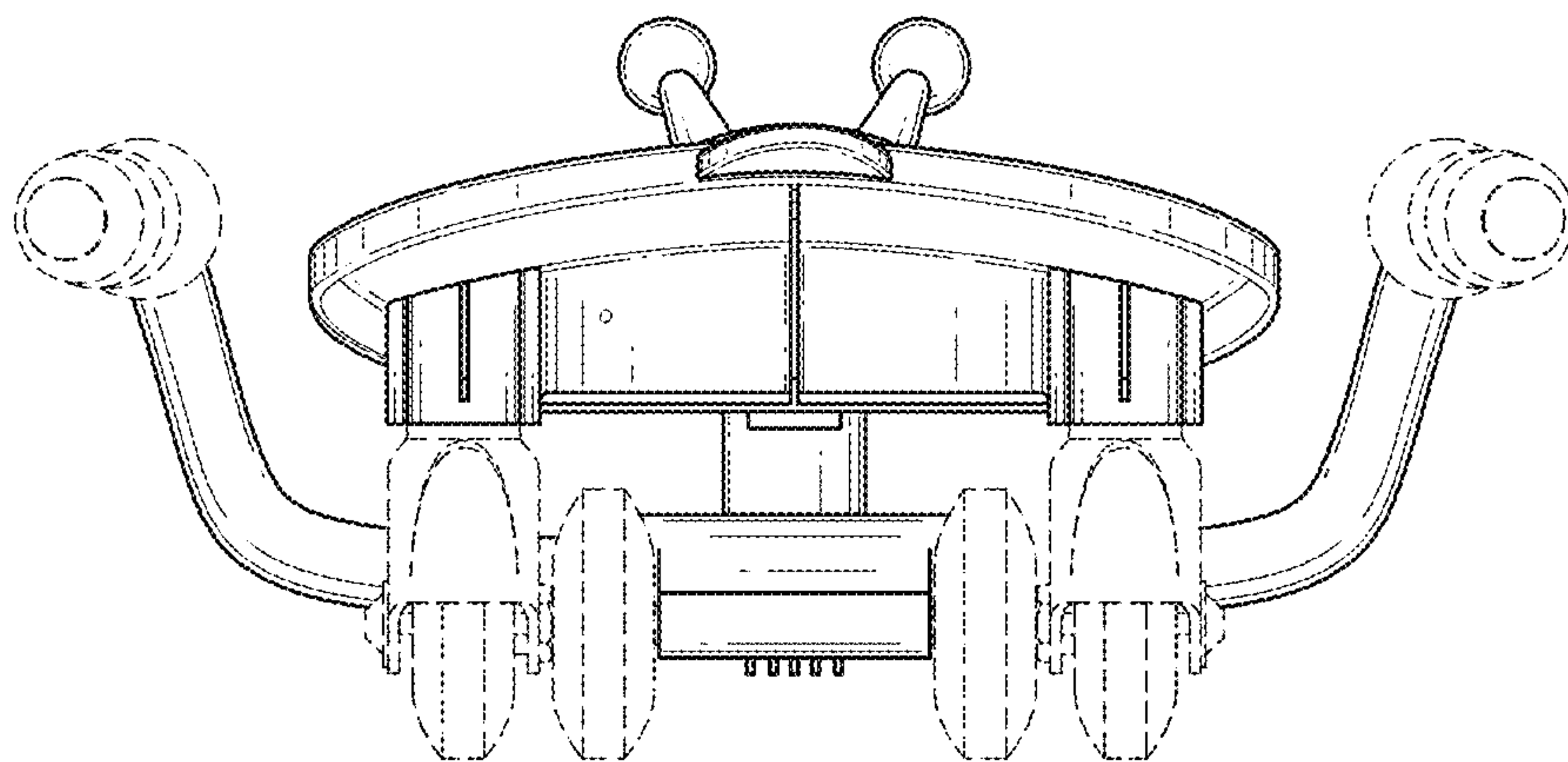


FIG. 4

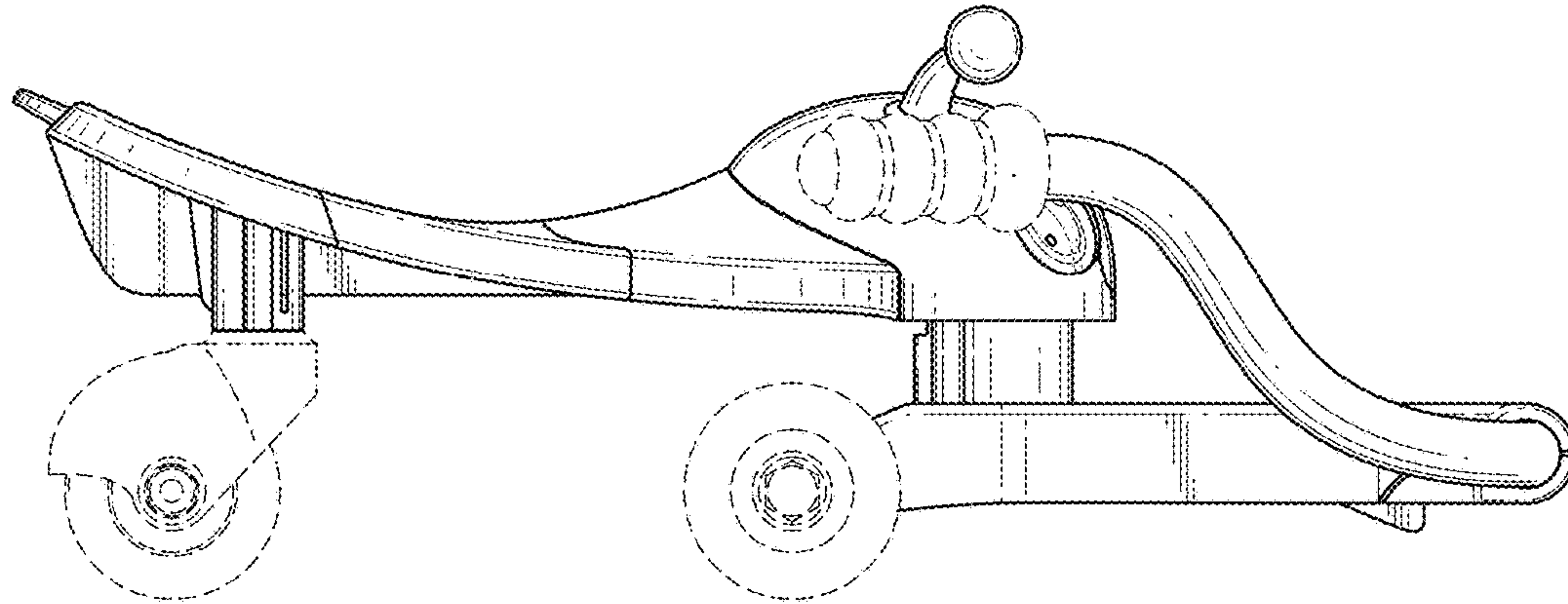


FIG. 5

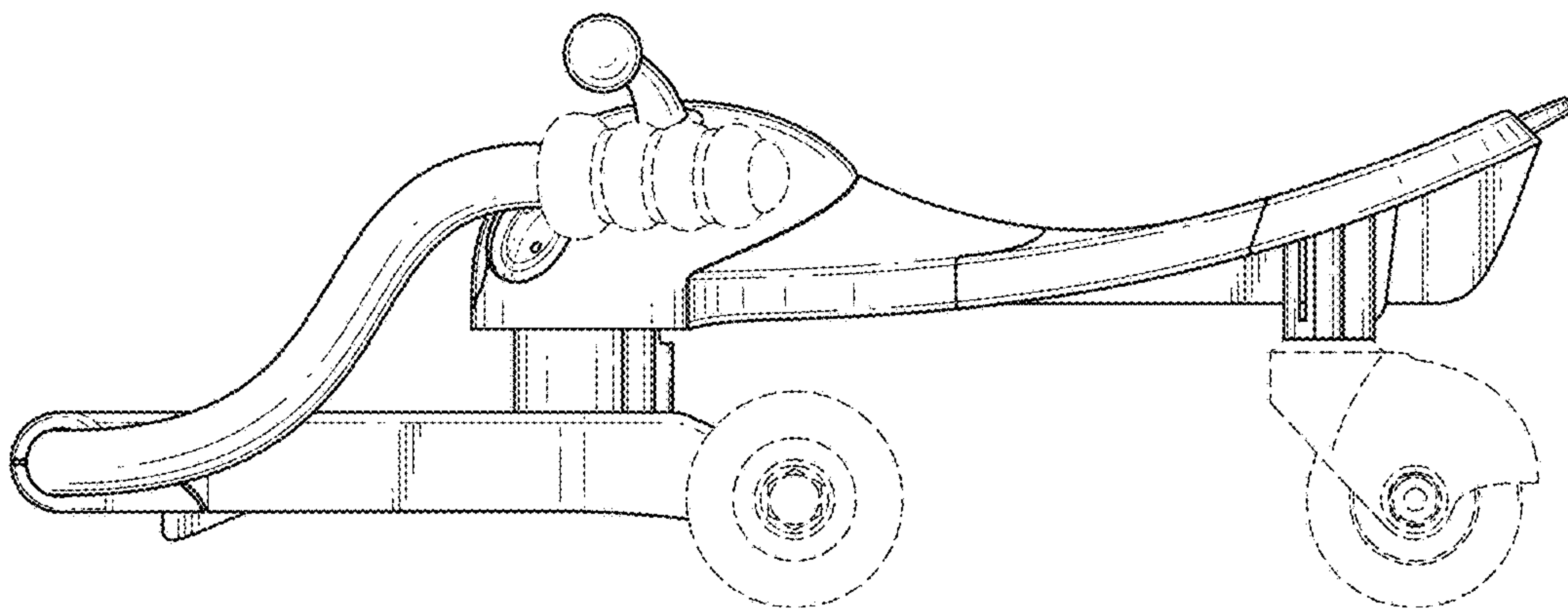


FIG. 6

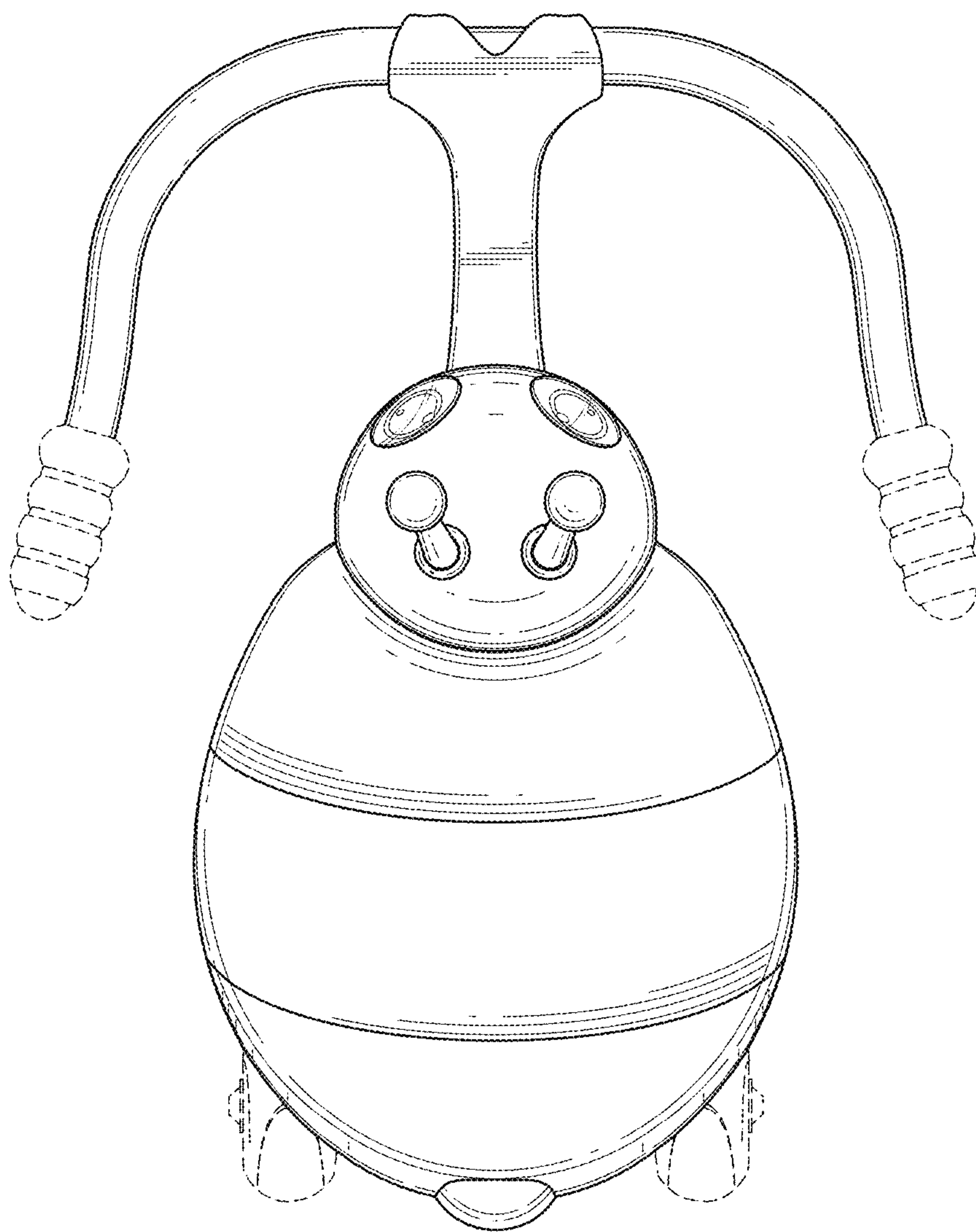


FIG. 7

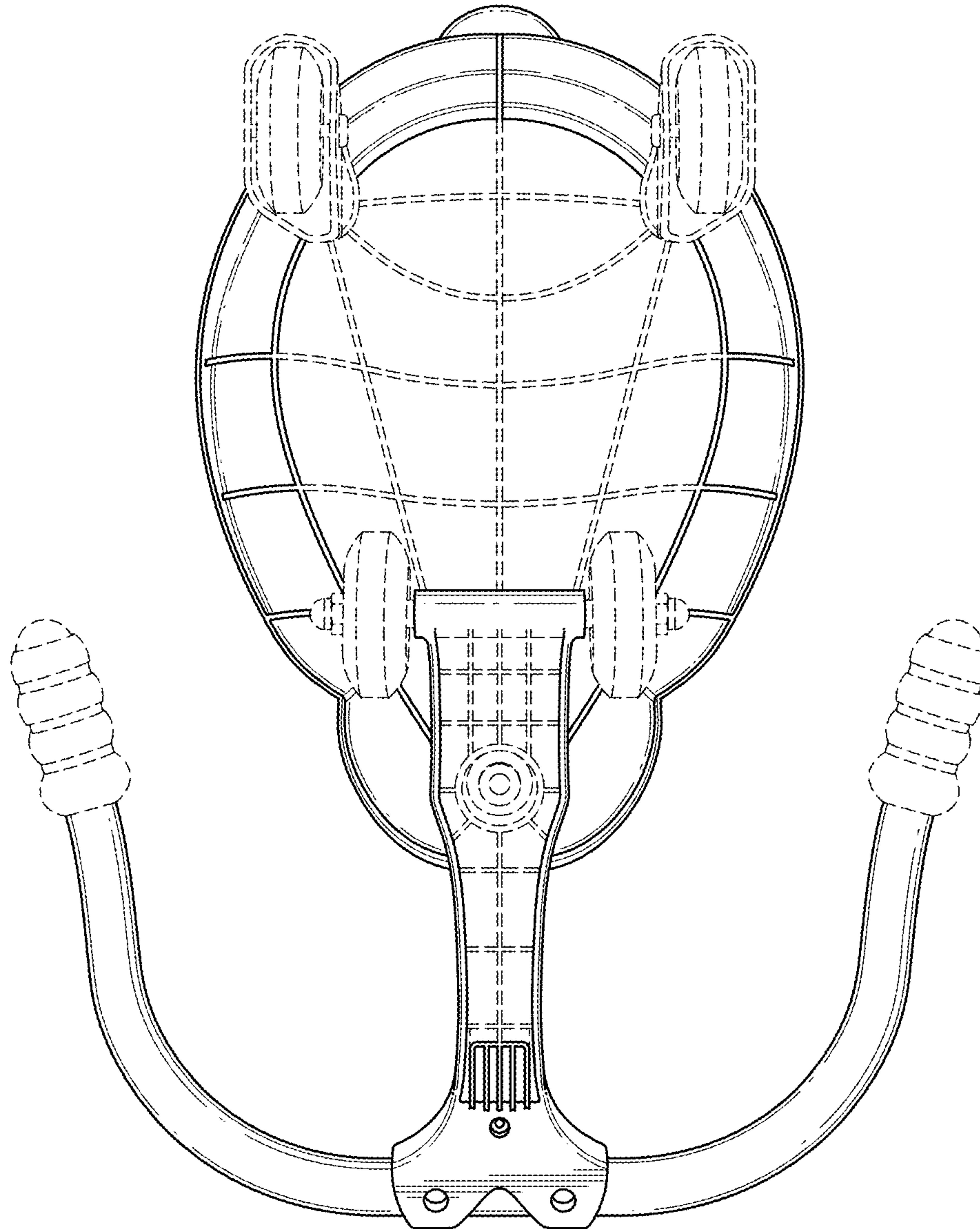


FIG. 8



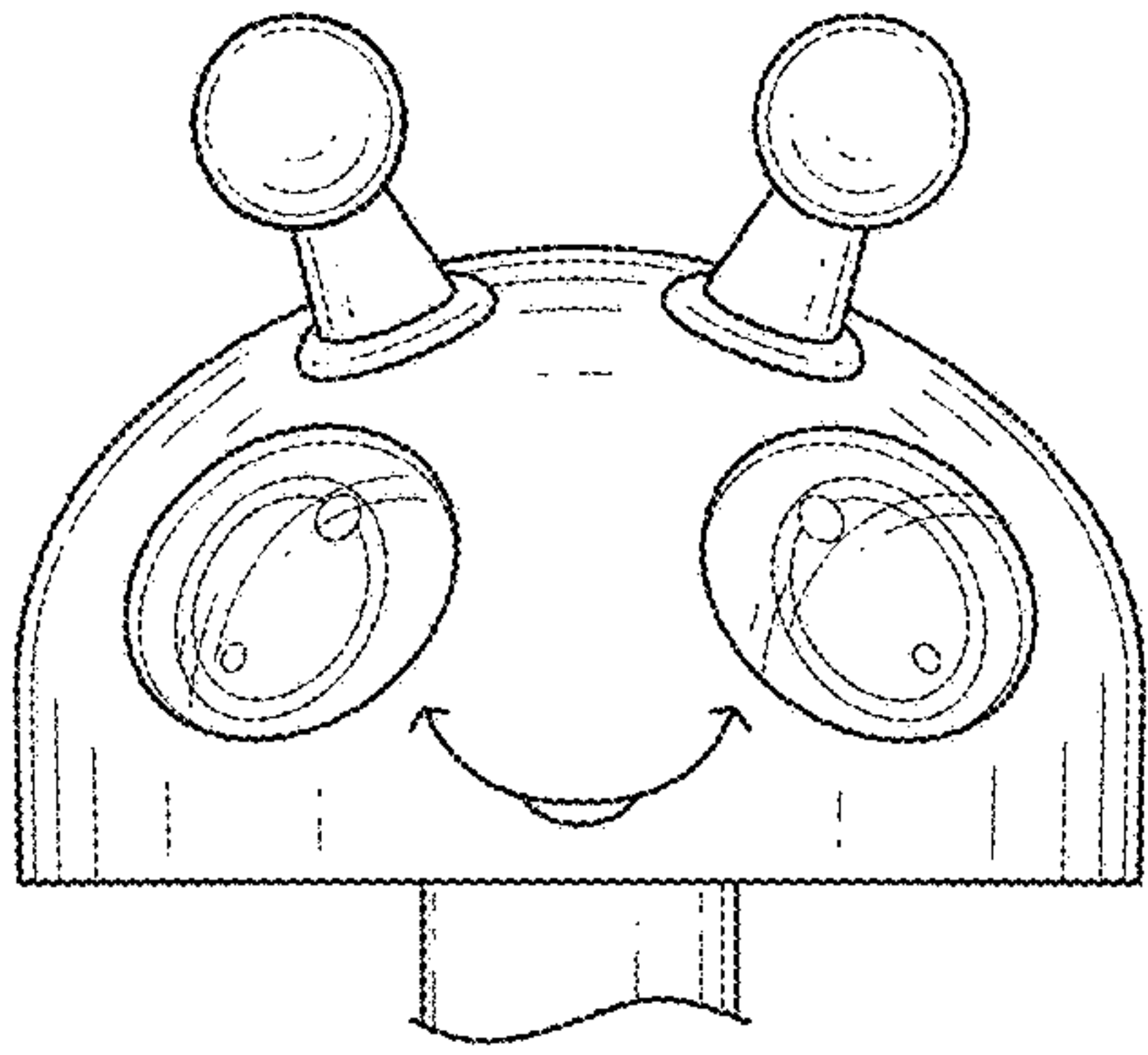


FIG. 9

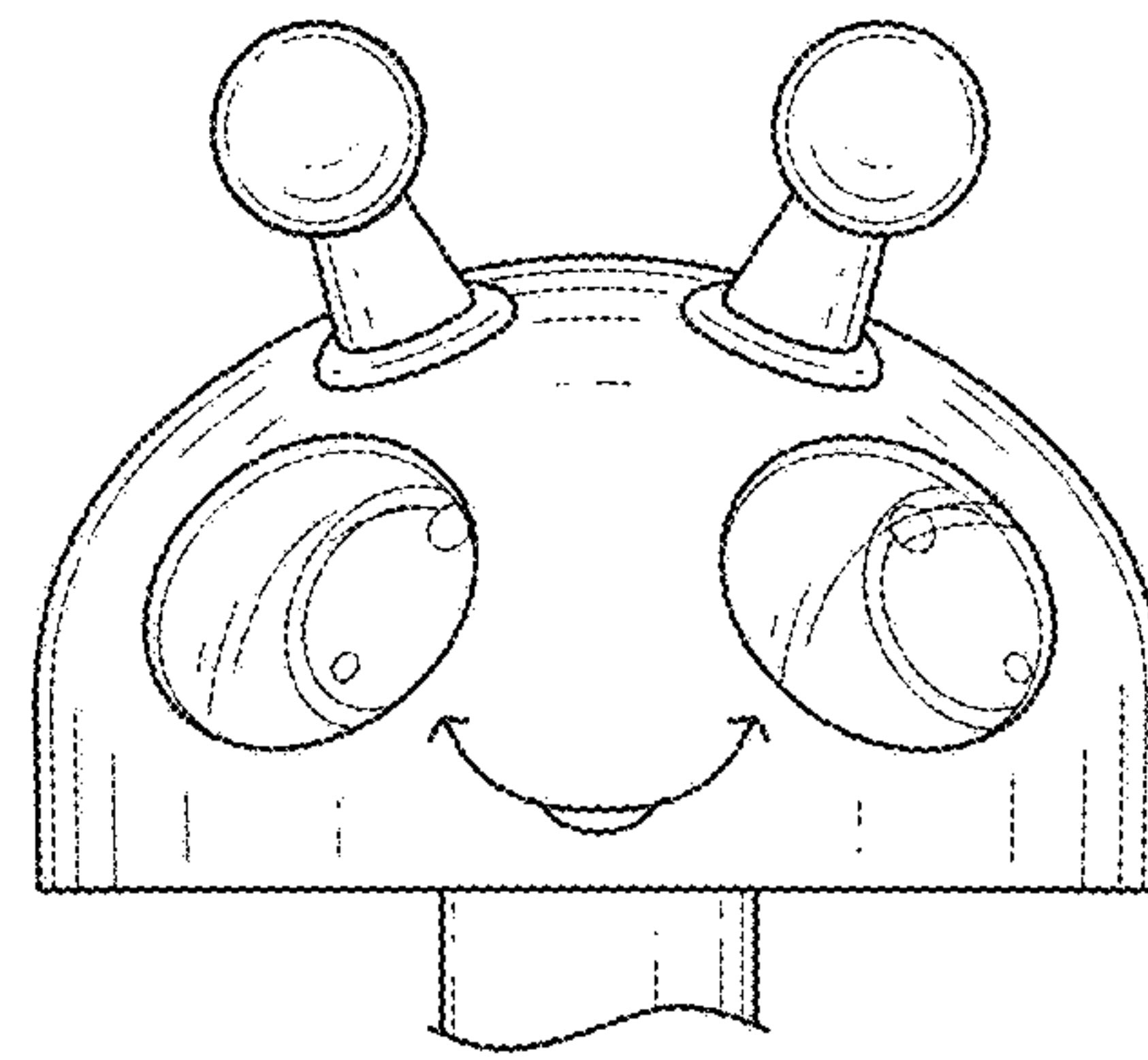


FIG. 10

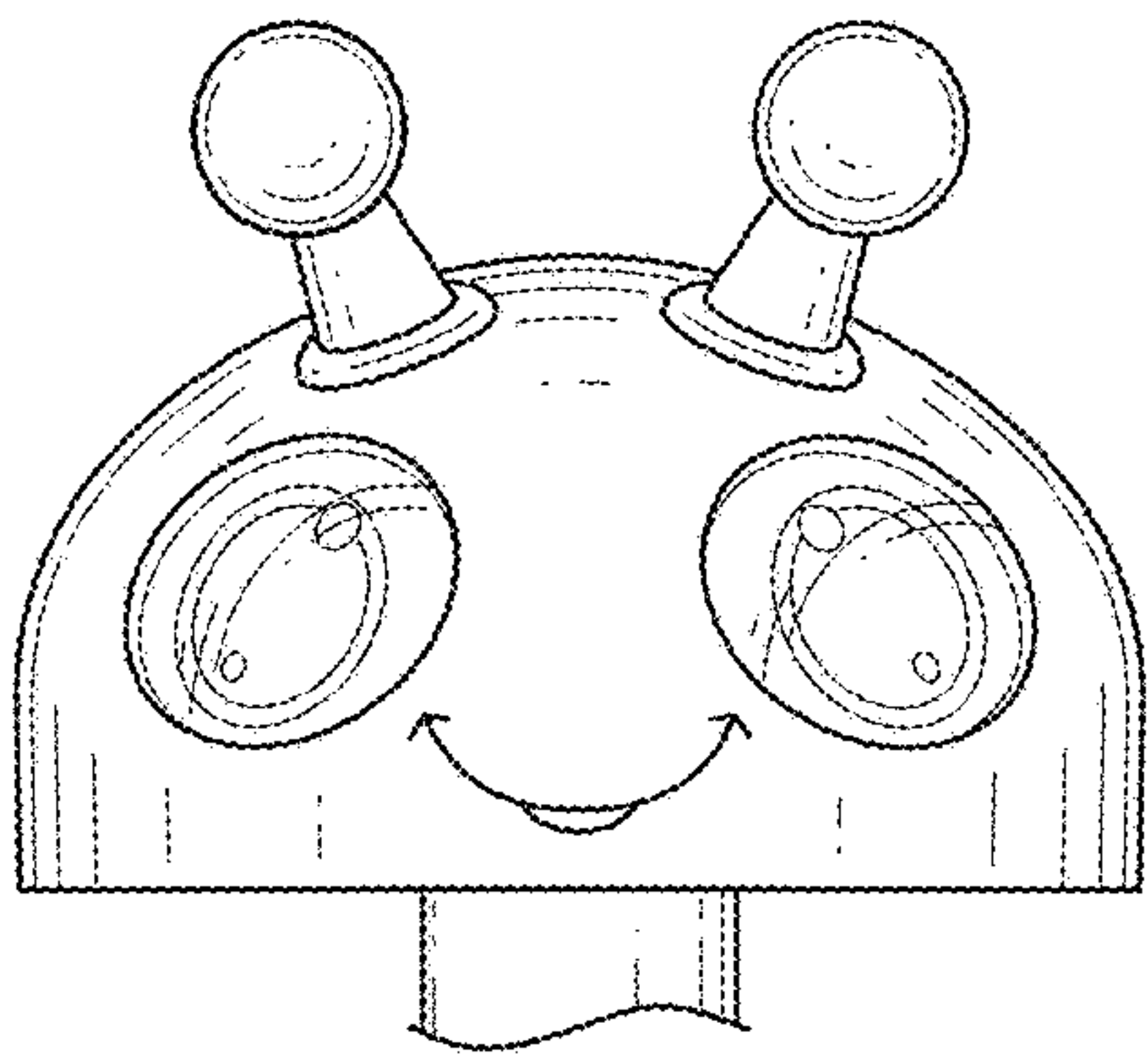


FIG. 11

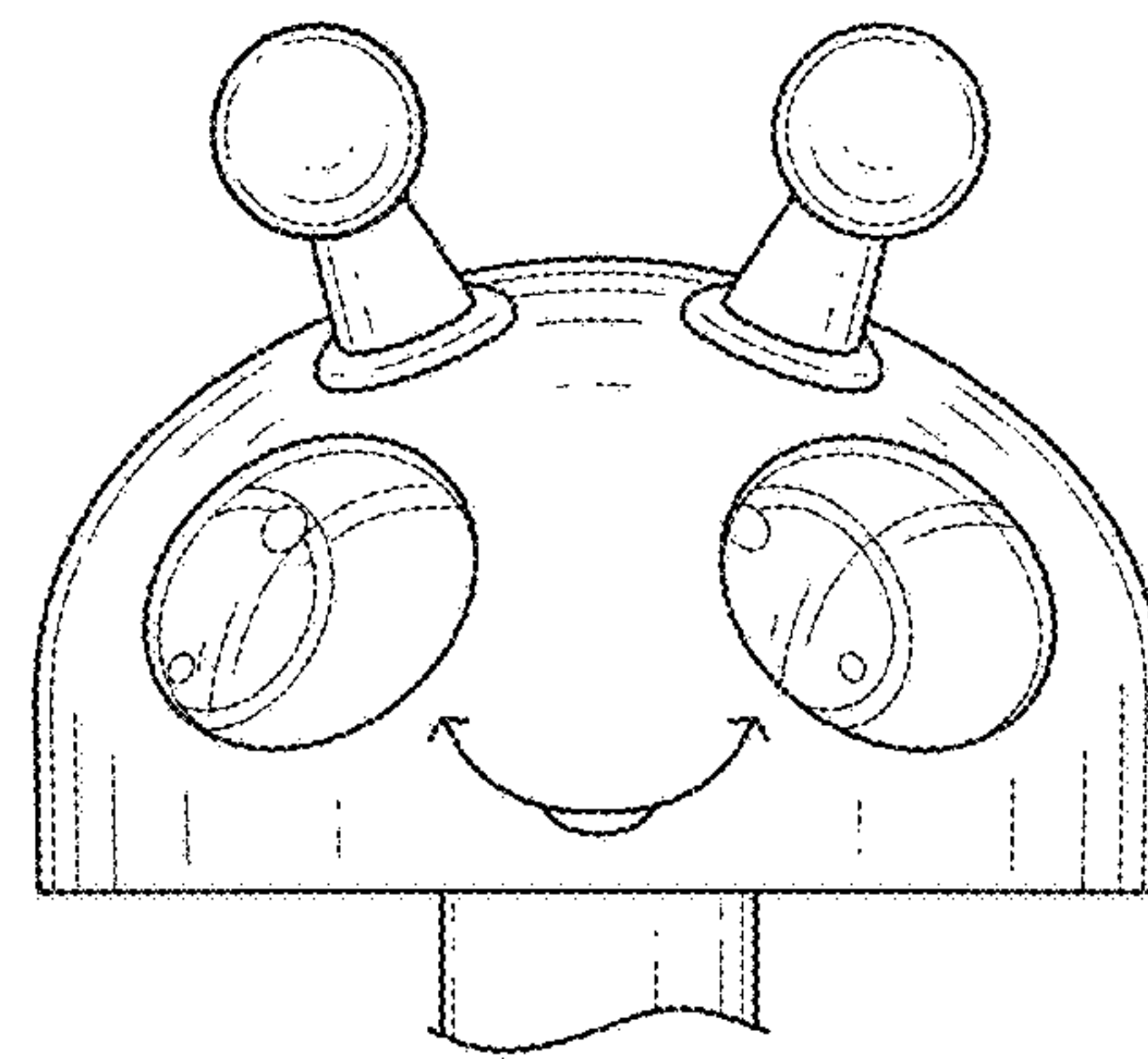


FIG. 12