



US00D795345S

(12) **United States Design Patent** (10) **Patent No.:** **US D795,345 S**  
**Lecce** (45) **Date of Patent:** **\*\* Aug. 22, 2017**

(54) **WRITING AND DRAWING INSTRUMENT**

(71) Applicant: **Giovanni Lecce**, Turin (IT)

(72) Inventor: **Giovanni Lecce**, Turin (IT)

(\*\*) Term: **15 Years**

(21) Appl. No.: **29/537,797**

(22) Filed: **Aug. 28, 2015**

(51) **LOC (10) Cl.** ..... **19-06**

(52) **U.S. Cl.**  
USPC ..... **D19/172; D19/933**

(58) **Field of Classification Search**  
USPC ..... D14/411, 431, 480.3; D19/115–204  
CPC . B43K 5/005; B43K 7/00; B43K 7/12; B43K  
8/04; B43K 8/06; B43K 19/00; B43K  
19/02; B43K 19/14; B43K 24/08; B43K  
24/084

See application file for complete search history.

(56) **References Cited**

U.S. PATENT DOCUMENTS

D312,096 S *	11/1990	Vitrac .....	D19/167
D319,663 S *	9/1991	Katami .....	401/209
D319,844 S *	9/1991	Grotsch .....	D19/167
D319,845 S *	9/1991	Grotsch .....	D19/175
D441,018 S *	4/2001	Droege .....	D19/172
D447,174 S *	8/2001	Kamiyama .....	D19/167
D475,741 S *	6/2003	Cetera .....	D19/174
D485,574 S *	1/2004	Keil .....	D19/175
D495,365 S *	8/2004	Cetera .....	D19/174
D498,496 S *	11/2004	Volk .....	D19/197
D500,522 S *	1/2005	Rommel .....	D19/175
D508,264 S *	8/2005	Losel .....	D19/175
D540,387 S *	4/2007	Losel .....	D19/175
D557,744 S *	12/2007	Lecce .....	D19/173
D573,186 S *	7/2008	Rommel .....	D19/175
D573,642 S *	7/2008	Loesel .....	D19/176

D577,069 S *	9/2008	Bhavnani .....	D19/172
D579,498 S *	10/2008	Bhavnani .....	D19/195
D591,350 S *	4/2009	Beyer .....	D19/175
D591,793 S *	5/2009	Booker .....	D19/175
D602,087 S *	10/2009	Rommel .....	D19/175
D620,047 S *	7/2010	Rommel .....	D19/175
D629,846 S *	12/2010	Losel .....	D19/175
D631,508 S *	1/2011	Briggl .....	D19/175
D646,325 S *	10/2011	Losel .....	D19/175
D650,012 S *	12/2011	Losel .....	D19/175
D656,992 S *	4/2012	Briggl .....	D19/175
D663,772 S *	7/2012	Losel .....	D19/175
D700,238 S *	2/2014	Slemp .....	D19/933
D715,311 S *	10/2014	Briggl .....	D14/480.3
D742,967 S *	11/2015	Lei .....	D19/173

(Continued)

*Primary Examiner* — Elizabeth Albert

(74) *Attorney, Agent, or Firm* — Abelman, Frayne & Schwab

(57) **CLAIM**

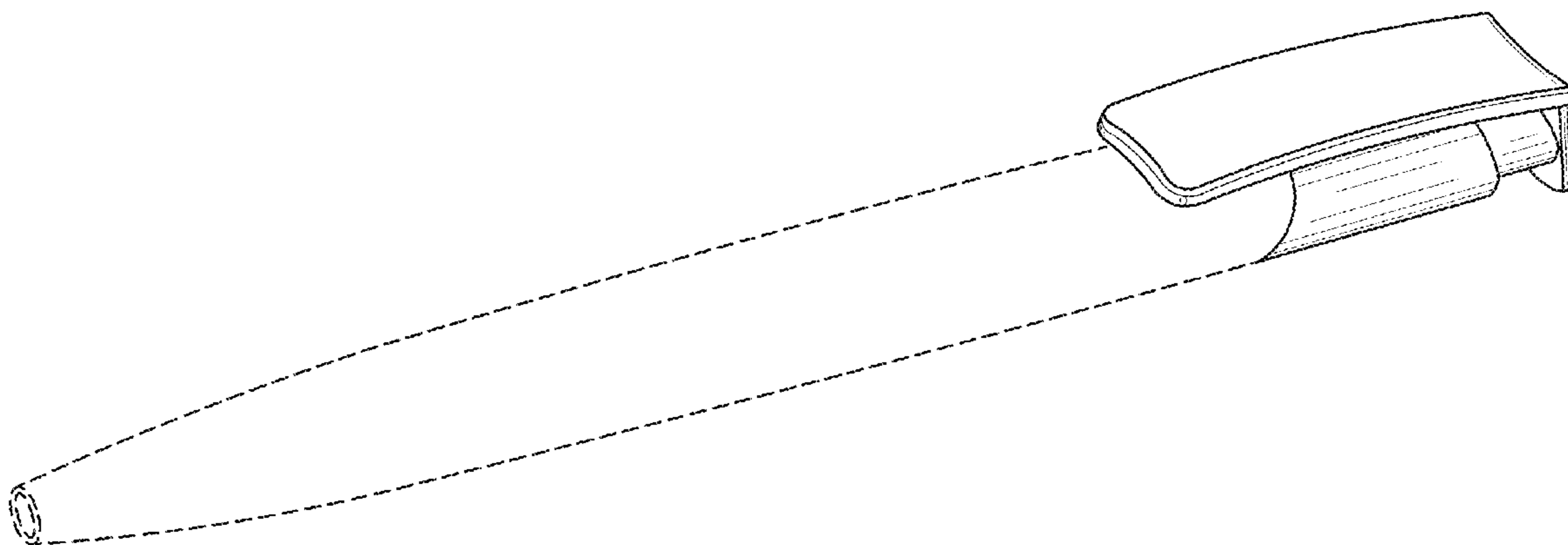
The ornamental design for a writing and drawing instrument, as shown and described.

**DESCRIPTION**

FIG. 1 is a perspective view of a first side of a writing and drawing instrument of my design;  
FIG. 2 is a perspective view of the other side thereof;  
FIG. 3 is another perspective view of the first side thereof;  
FIG. 4 is another perspective view of the other side thereof;  
FIG. 5 is a front view thereof;  
FIG. 6 is a rear view thereof;  
FIG. 7 is a side view showing one side thereof;  
FIG. 8 is a side view showing the opposite side thereof;  
FIG. 9 is a top view thereof; and,  
FIG. 10 is a bottom view thereof.

The portions of the disclosure that are shown in broken lines form no part of the claimed design.

**1 Claim, 9 Drawing Sheets**



(56)

**References Cited**

U.S. PATENT DOCUMENTS

D765,784 S \* 9/2016 Briggl ..... D19/172  
2006/0228162 A1 \* 10/2006 Cetera ..... A45D 34/00  
401/195

\* cited by examiner

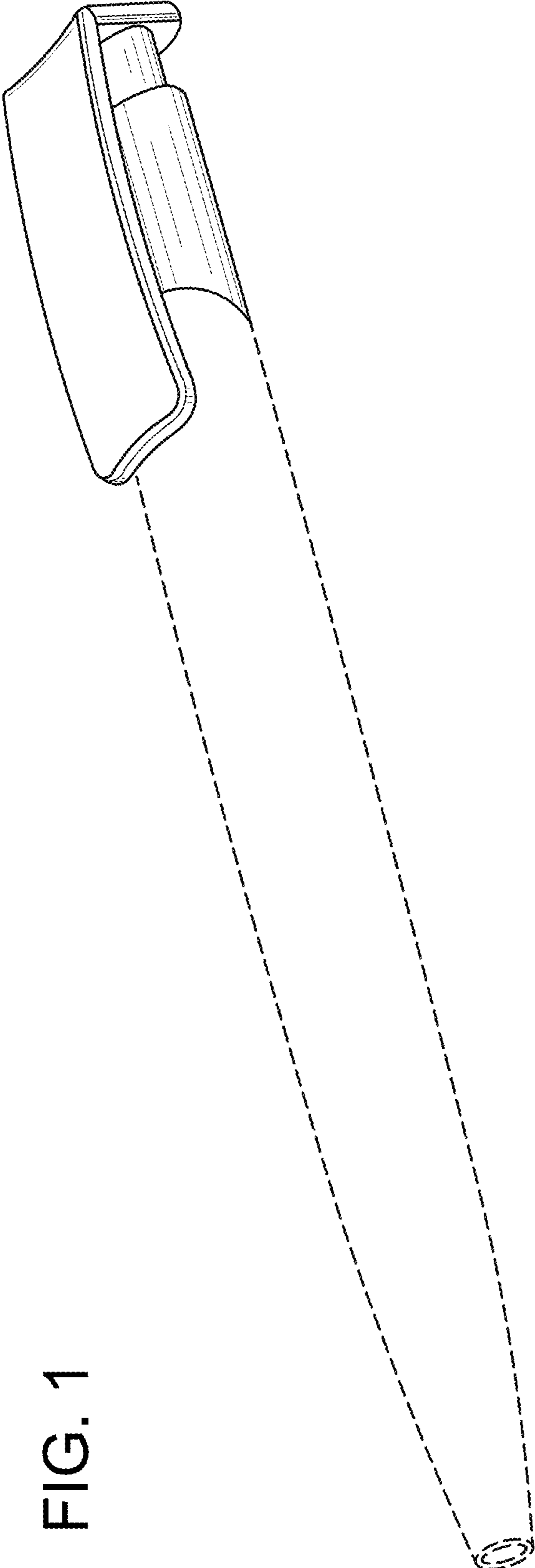


FIG. 1

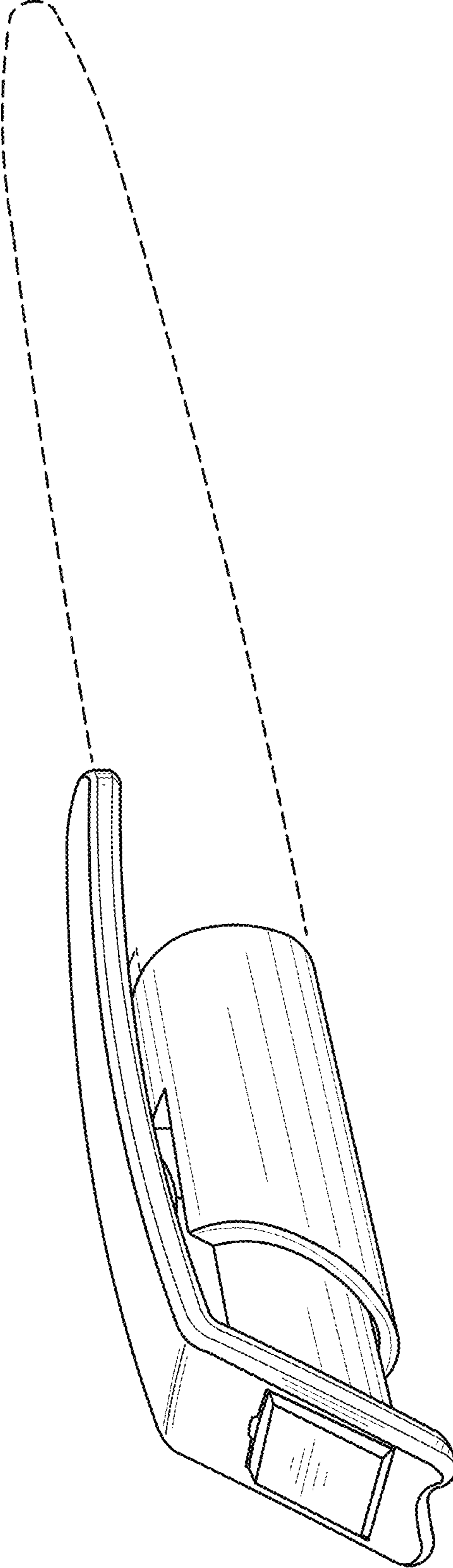
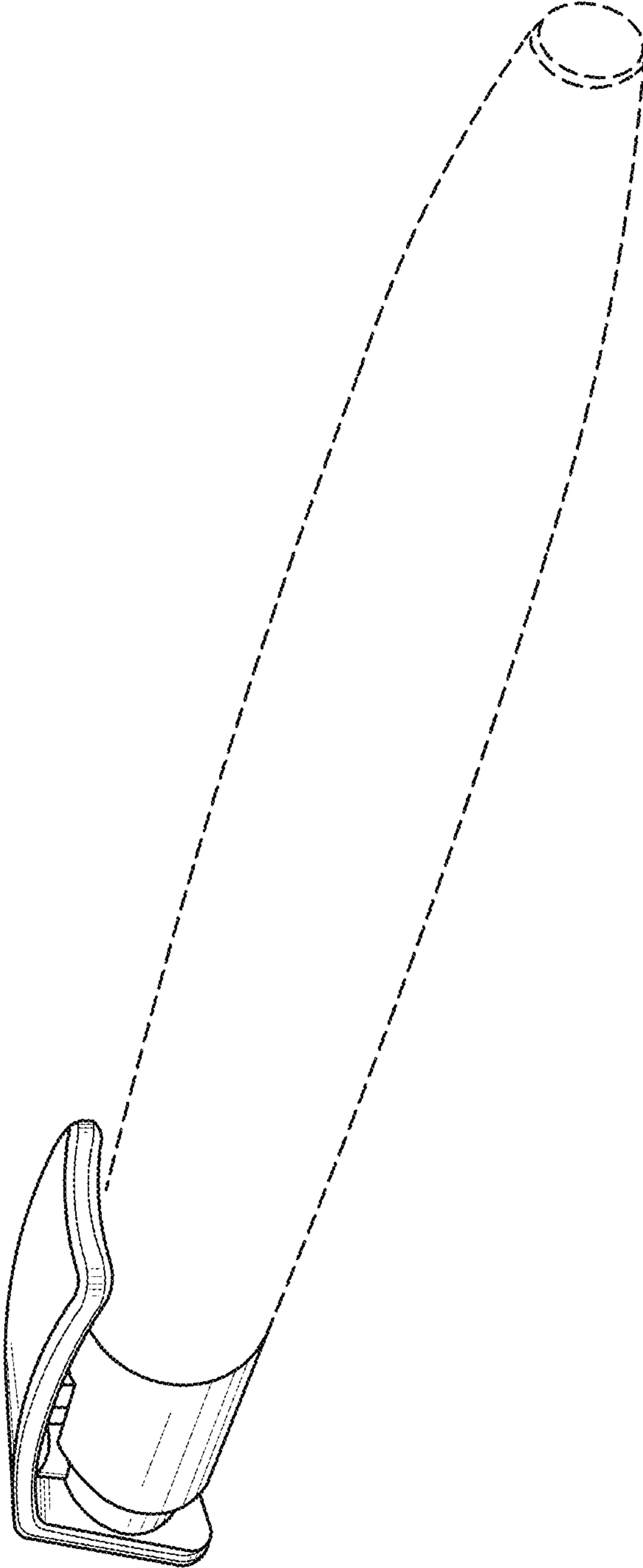


FIG. 2

FIG. 3



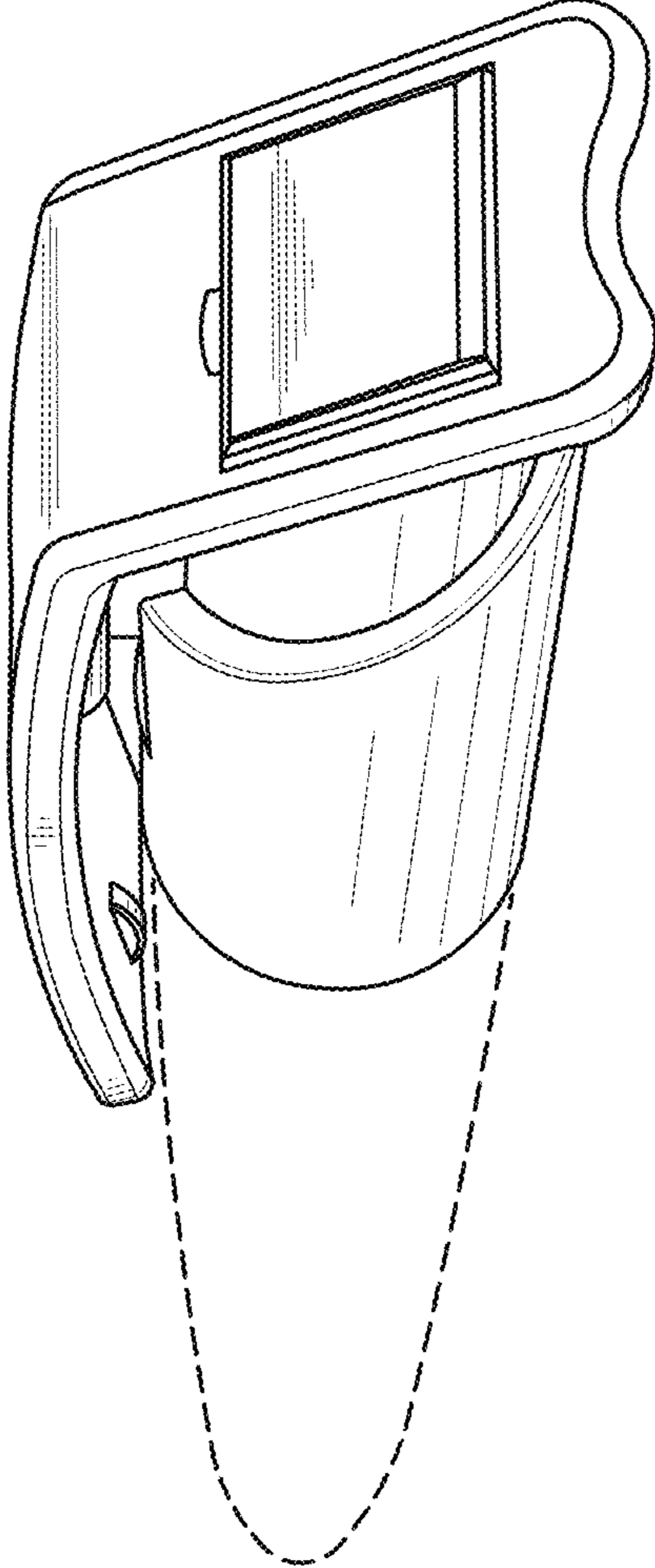


FIG. 4

FIG. 5




FIG. 6

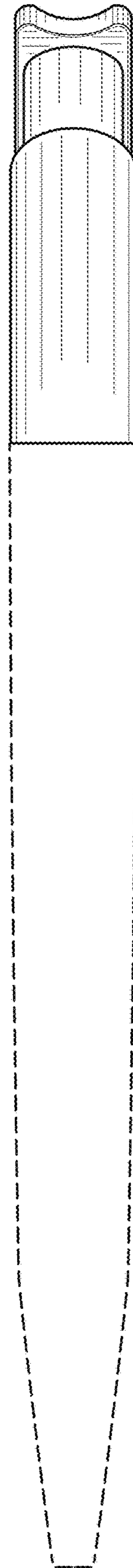




FIG. 7




FIG. 8




FIG. 9

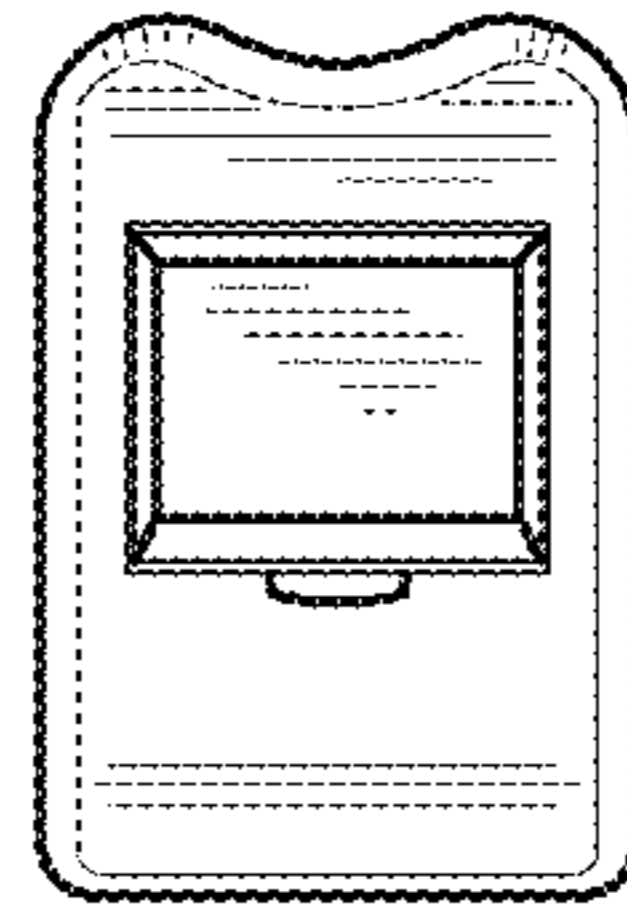


FIG. 10

