



US00D795334S

(12) **United States Design Patent**
Kreifeldt et al.

(10) **Patent No.:** **US D795,334 S**

(45) **Date of Patent:** **** Aug. 22, 2017**

- (54) **SEMI-CIRCULAR PEDALBOARD**
- (71) Applicants: **Richard Allen Kreifeldt**, South Jordan, UT (US); **Tyler Allan**, Highland, UT (US); **Noel Larson**, Draper, UT (US)
- (72) Inventors: **Richard Allen Kreifeldt**, South Jordan, UT (US); **Tyler Allan**, Highland, UT (US); **Noel Larson**, Draper, UT (US)

6,538,185 B1 * 3/2003 Stratton G10H 1/348
84/422.1
7,485,792 B2 * 2/2009 Collins, Sr. G10H 1/32
84/422.1
D745,924 S * 12/2015 Trifilio D17/20
D769,364 S * 10/2016 Trifilio D17/20
D781,954 S * 3/2017 Wilfer D17/20

(**) Term: **15 Years**

(21) Appl. No.: **29/551,866**

(22) Filed: **Jan. 18, 2016**

(51) **LOC (10) Cl.** **17-03**

(52) **U.S. Cl.**
USPC **D17/20**

(58) **Field of Classification Search**
USPC D19/99, 100, 101, 192; D17/4, 9, 18-20,
D17/1, 17; D6/329, 512-514, 650, 707,
D6/707.15, 702.2; D14/299, 432, 447;
84/20-21, 177, 184, 189, 216, 236, 237,
84/239, 402, 422.1; 211/41.17; D13/167
CPC .. A47G 27/0212; G10G 7/005; G10H 1/0091;
G10H 1/32; G10H 1/34; G10H 1/348;
G10H 3/186; G10C 3/02; G10C 3/00;
H04R 1/08

See application file for complete search history.

(56) **References Cited**

U.S. PATENT DOCUMENTS

D270,917 S * 10/1983 Peterson D17/9
6,459,023 B1 * 10/2002 Chandler 84/177

* cited by examiner

Primary Examiner — Abraham T Bahta
(74) *Attorney, Agent, or Firm* — Dunlap Bennett & Ludwig PLLC

(57) **CLAIM**

The ornamental design for a semi-circular pedalboard, as shown and described.

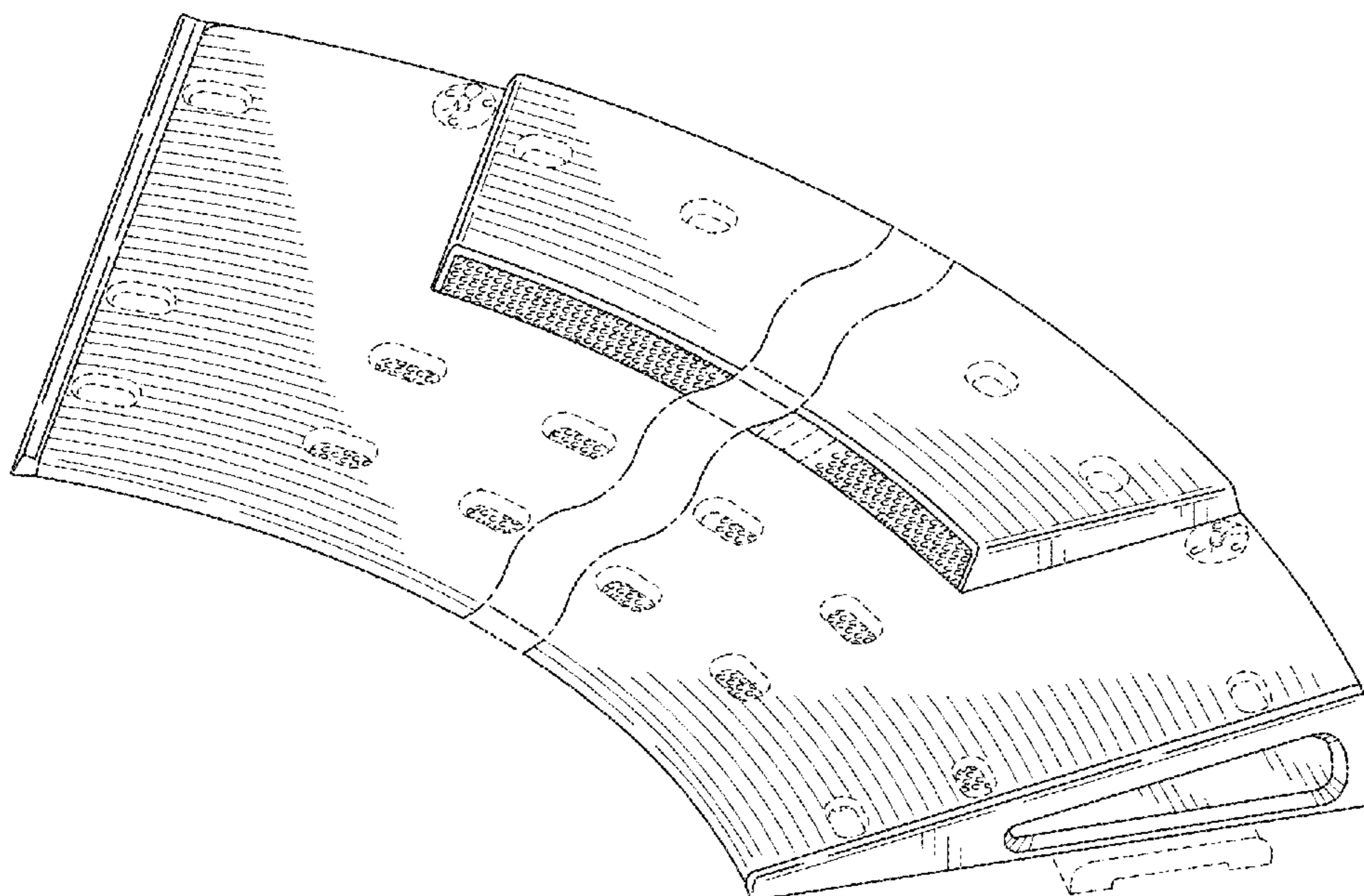
DESCRIPTION

FIG. 1 is a top front perspective view of the semi-circular pedalboard;
FIG. 2 is a right elevation view of thereof;
FIG. 3 is a left elevation view of thereof;
FIG. 4 is a top elevation view of thereof;
FIG. 5 is a bottom elevation view of thereof;
FIG. 6 is a front elevation view of thereof;
FIG. 7 is a rear elevation view of thereof; and,
FIG. 8 is a detail cross sectional view of taken along line 8-8 of FIG. 4.

The broken lines shown in the drawings illustrate portions of the semi-circular pedalboard that form no part of the claimed design.

The broken away symbols in the drawings indicate the appearance of any portion of the article between the break lines forms no part of the claimed design.

1 Claim, 3 Drawing Sheets



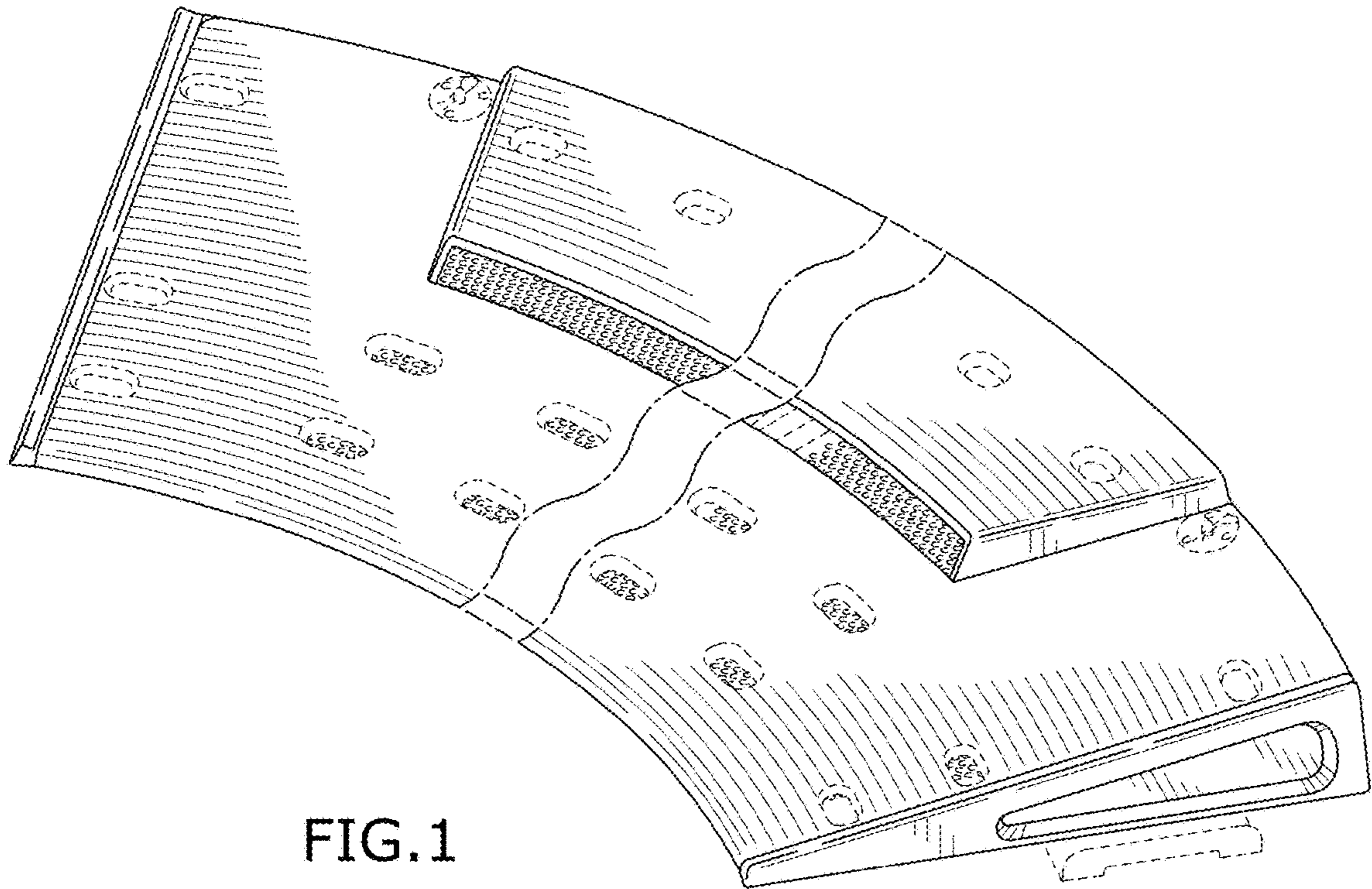


FIG. 1




FIG. 2




FIG. 3

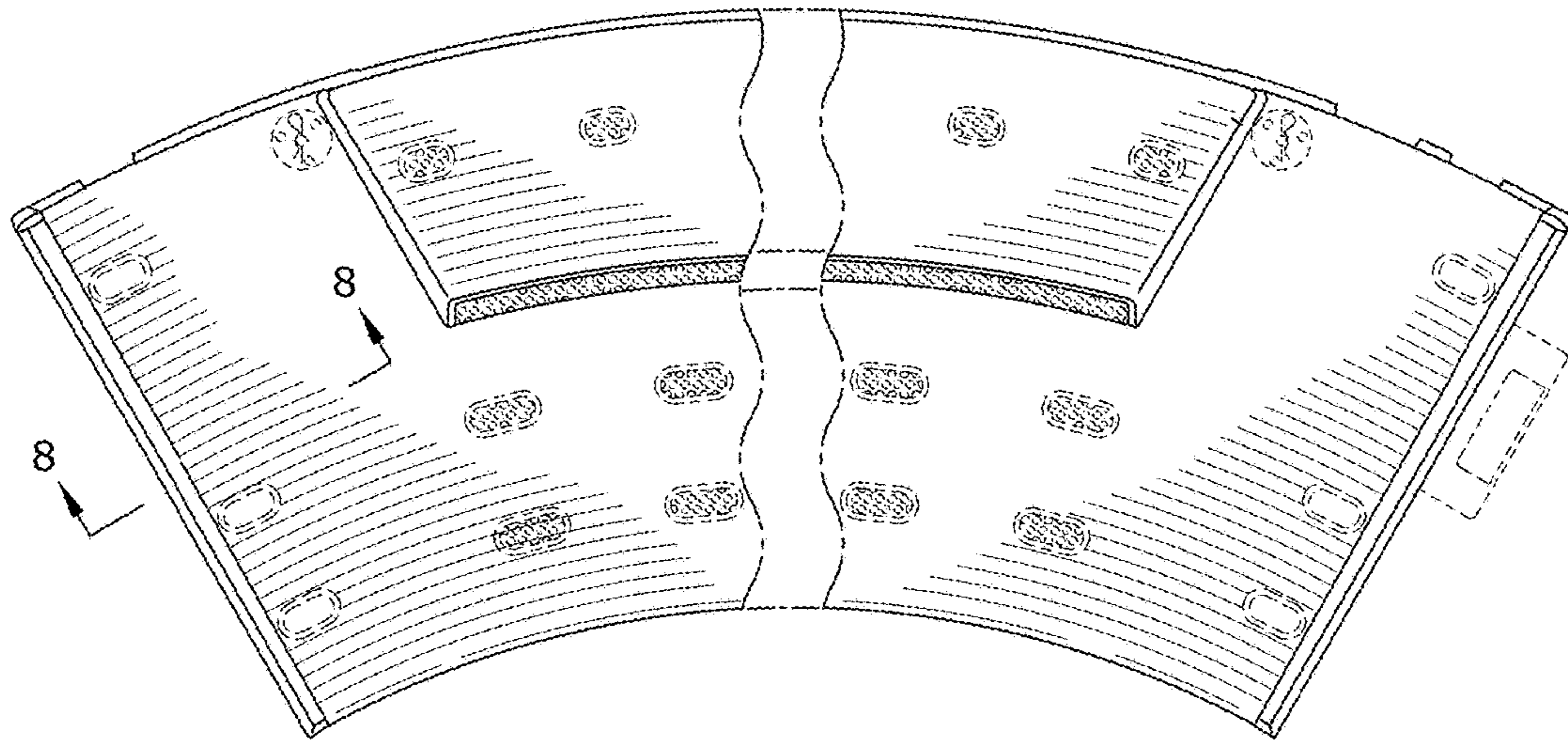


FIG. 4

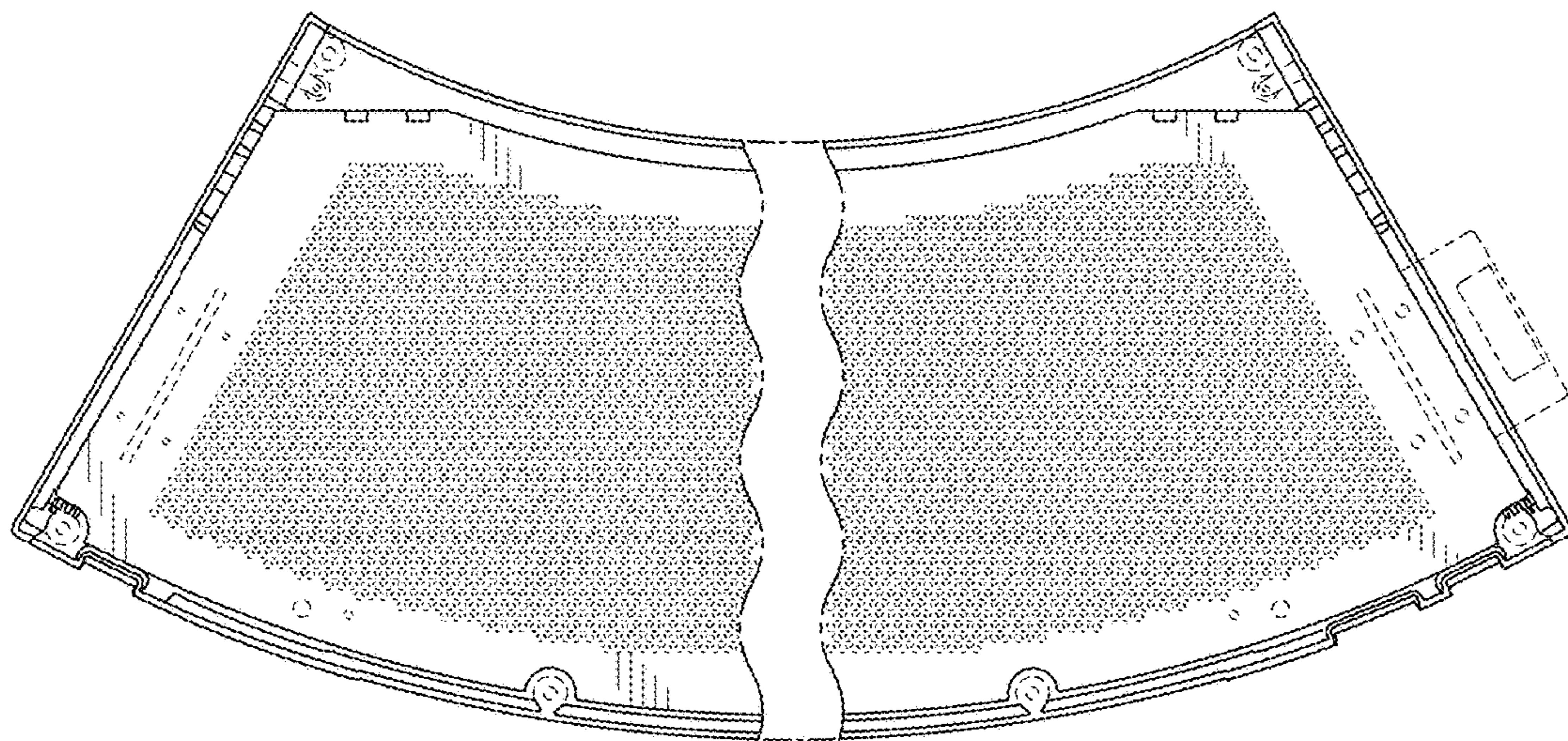


FIG. 5

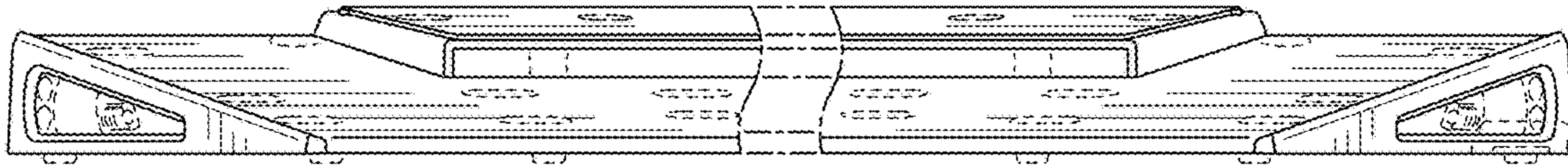


FIG. 6

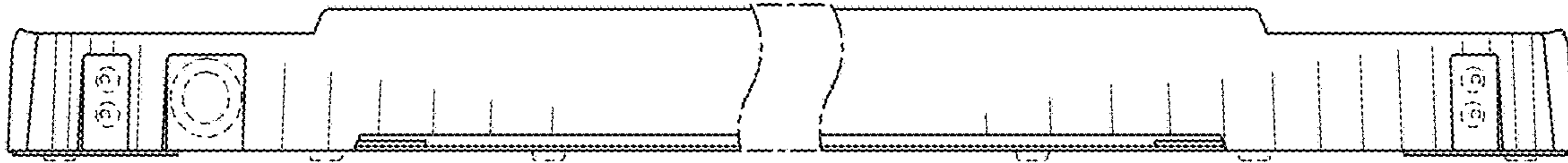


FIG. 7

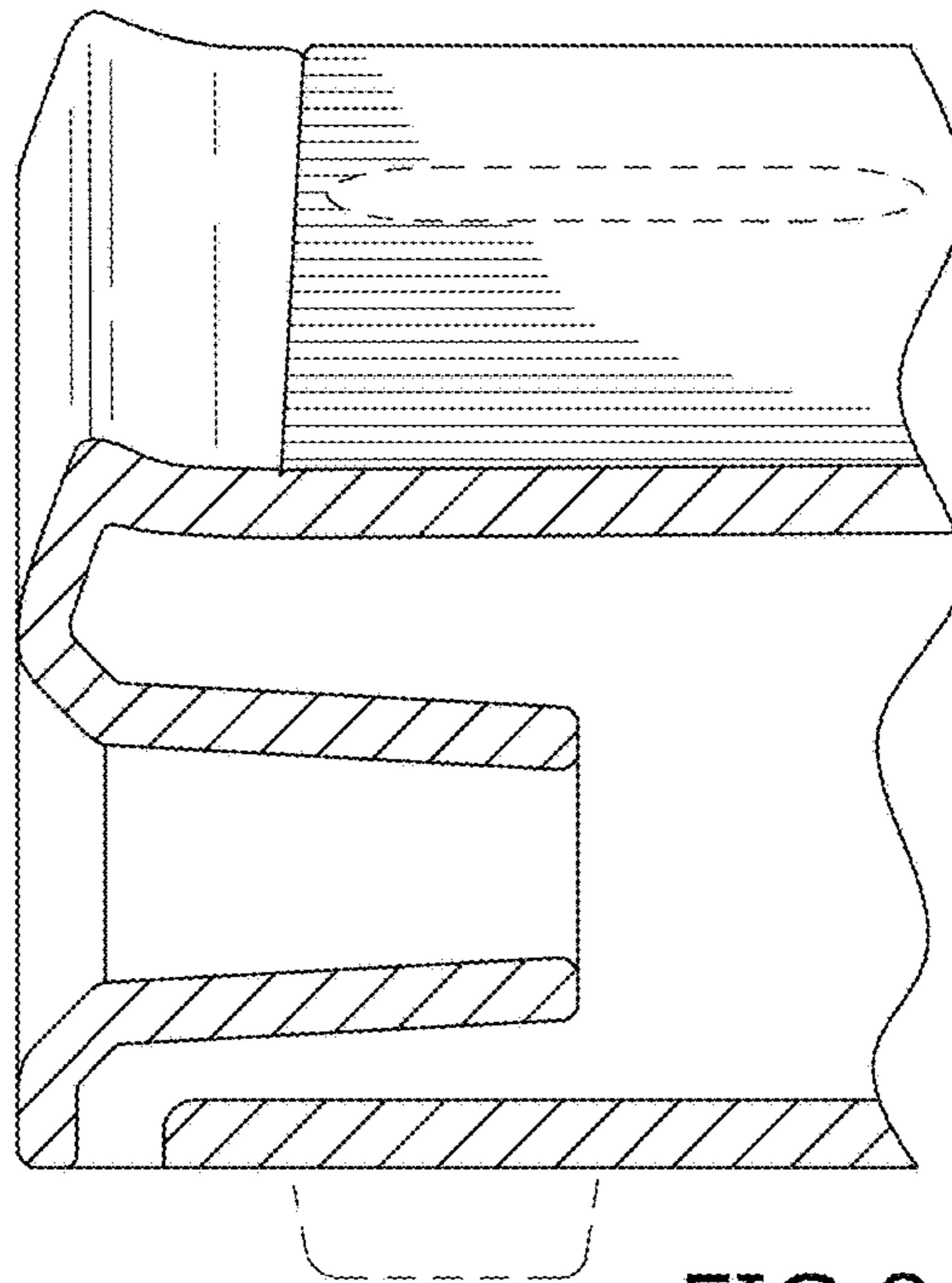


FIG. 8