



US00D795315S

(12) **United States Design Patent**
Miyazaki et al.

(10) **Patent No.:** **US D795,315 S**

(45) **Date of Patent:** **** Aug. 22, 2017**

- (54) **DRESSER DISK**
- (71) Applicant: **EBARA CORPORATION**, Tokyo (JP)
- (72) Inventors: **Mitsuru Miyazaki**, Tokyo (JP);
Kuniaki Yamaguchi, Tokyo (JP);
Naoki Toyomura, Tokyo (JP); **Takuya Inoue**, Tokyo (JP)
- (73) Assignee: **EBARA CORPORATION**, Tokyo (JP)
- (**) Term: **15 Years**
- (21) Appl. No.: **29/528,791**
- (22) Filed: **Jun. 1, 2015**
- (30) **Foreign Application Priority Data**

Dec. 12, 2014 (JP) 2014-027814
 Dec. 12, 2014 (JP) 2014-027815
 Dec. 12, 2014 (JP) 2014-027816

- (51) **LOC (10) Cl.** **15-09**
- (52) **U.S. Cl.**
USPC **D15/126**
- (58) **Field of Classification Search**
USPC D8/62, 63; D14/299, 363, 368;
D15/122, 124, 125, 126
CPC B24B 49/04; B24B 53/08; B24B 53/12;
B24B 53/017; B24D 5/02
See application file for complete search history.

(56) **References Cited**

U.S. PATENT DOCUMENTS

- 441,099 A * 11/1890 Hoyt A63F 9/02
273/129 R
- 2,611,615 A * 9/1952 Watson A63F 7/0612
273/317.3
- 3,069,919 A * 12/1962 Schultz, Jr. F16H 55/44
474/169
- D243,664 S * 3/1977 Lyon D10/74

- 4,021,048 A * 5/1977 Fowler G11B 17/16
369/212
- 5,167,145 A * 12/1992 Butler G01N 33/4905
250/341.5
- D336,442 S * 6/1993 Uppendahl D10/61
(Continued)

FOREIGN PATENT DOCUMENTS

- JP 1371915 S 10/2009
- JP 1412476 S 4/2014
(Continued)

Primary Examiner — Patricia Palasik

(74) *Attorney, Agent, or Firm* — Pearne & Gordon LLP

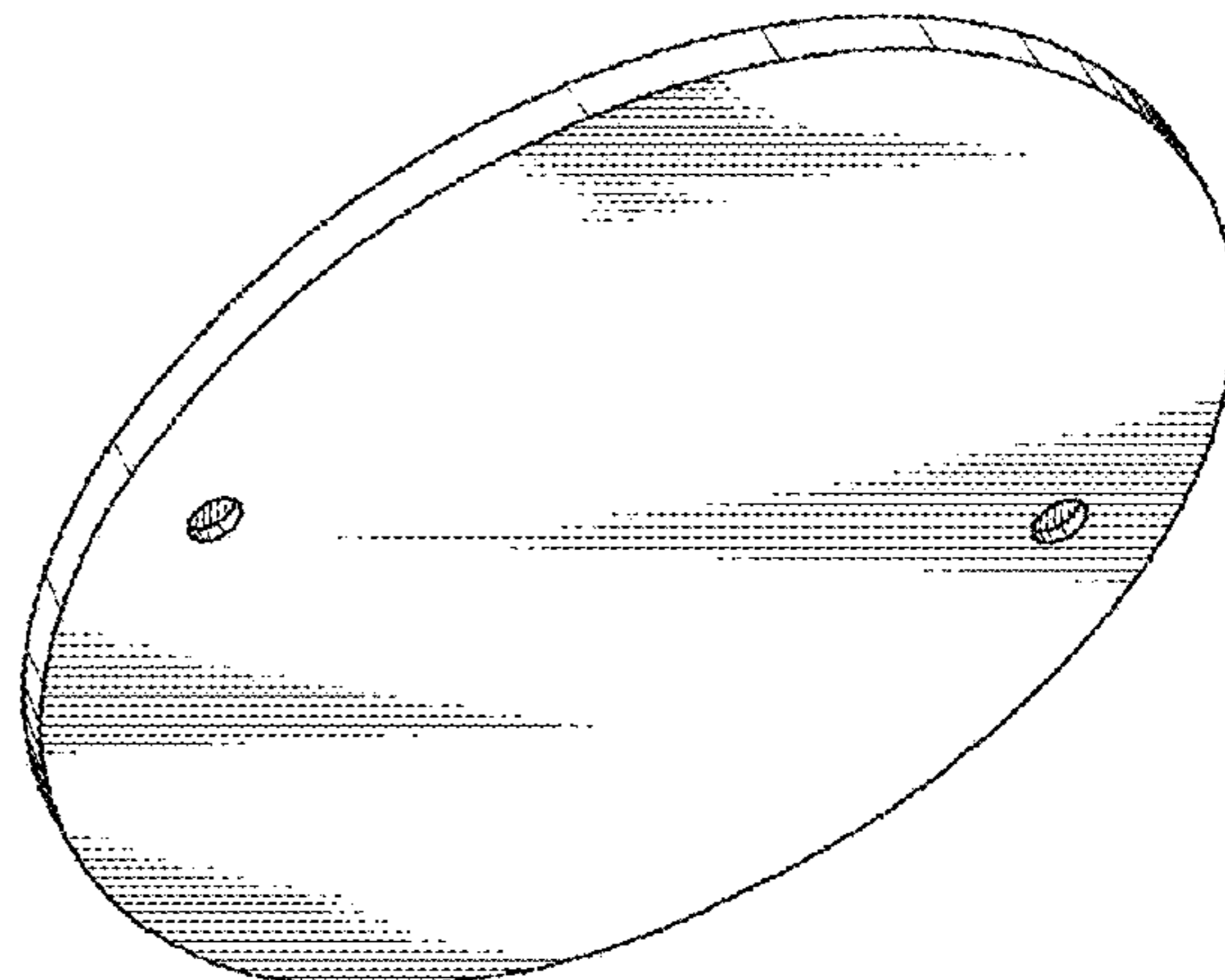
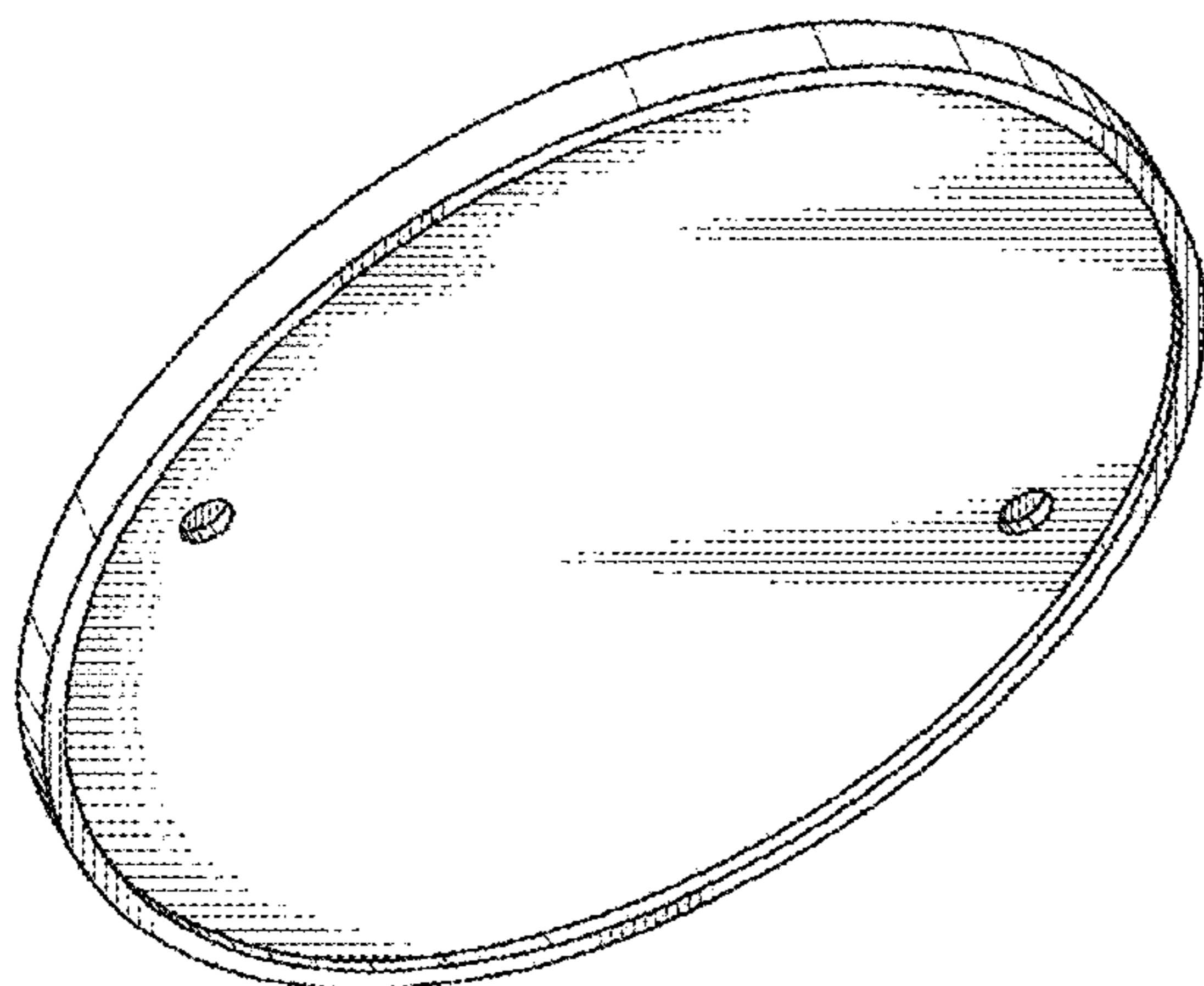
(57) **CLAIM**

The ornamental design for a dresser disk, as shown and described.

DESCRIPTION

FIG. 1 is a perspective view of a first dresser disk showing our new design;
 FIG. 2 is a plan view thereof;
 FIG. 3 is a bottom view thereof;
 FIG. 4 is a front view thereof, where rear, right-side and left-side views are identical thereto;
 FIG. 5 is a cross-section view taken along the line 5-5 of FIG. 3 thereof
 FIG. 6 is a perspective view of a second dresser disk showing our new design;
 FIG. 7 is a plan view thereof;
 FIG. 8 is a bottom view thereof;
 FIG. 9 is a front view thereof, where rear, right-side and left-side views are identical thereto; and,
 FIG. 10 is a cross-section view taken along the line 10-10 of FIG. 8 thereof.
 The internal details shown in FIGS. 5 and 10 form no part of the claimed design. The particular cross-hatching patterns in FIGS. 5 and 10 do not represent any particular materials.

1 Claim, 6 Drawing Sheets



(56)

References Cited

U.S. PATENT DOCUMENTS

5,657,198 A * 8/1997 Flener H05F 1/00
361/212
5,743,784 A * 4/1998 Birang B24B 49/02
451/21
6,036,583 A * 3/2000 Perlov B24B 53/017
451/288
6,200,207 B1 * 3/2001 Hsu B24B 53/017
451/287
6,231,425 B1 * 5/2001 Inaba B24B 49/16
451/287
6,354,918 B1 * 3/2002 Togawa B24B 53/017
451/283
6,379,229 B1 * 4/2002 Wakabayashi B24B 53/017
451/443
6,402,588 B1 * 6/2002 Matsuo B24B 7/228
451/21
6,443,815 B1 * 9/2002 Williams B24B 37/04
451/287
6,517,414 B1 * 2/2003 Tobin B24B 53/017
451/21
6,602,119 B1 * 8/2003 Togawa B24B 53/017
451/443
6,607,426 B2 * 8/2003 Suzuki B24B 53/017
451/24
6,607,427 B2 * 8/2003 Togawa B24B 37/04
451/443
6,640,795 B1 * 11/2003 Koike B24B 53/017
125/11.03
6,682,405 B2 * 1/2004 Shimokawa B24B 53/017
451/443
6,953,382 B1 * 10/2005 Korovin B24B 49/18
451/11
7,066,795 B2 * 6/2006 Balagani B24B 53/12
451/285
7,094,695 B2 * 8/2006 Taylor B24B 53/017
438/691

7,131,900 B2 * 11/2006 Chou B24D 13/14
451/177
7,217,172 B2 * 5/2007 Benner B24B 53/017
451/11
7,367,872 B2 * 5/2008 Donohue B24B 53/017
451/443
D658,692 S * 5/2012 Suzuki D15/138
D699,199 S * 2/2014 Kuwabara D13/182
D699,200 S * 2/2014 Nagakubo D13/182
D729,730 S * 5/2015 Gillespie-Brown D13/110
9,102,038 B2 * 8/2015 Kinoshita B24D 3/06
D737,873 S * 9/2015 Shinozaki D15/126
D741,823 S * 10/2015 Tateno D13/182
9,167,625 B2 * 10/2015 Shero H05B 1/0233
D743,455 S * 11/2015 Shinozaki D15/126
D743,456 S * 11/2015 Shinozaki D15/126
9,202,727 B2 * 12/2015 Dunn F27B 17/0025
9,242,343 B2 * 1/2016 Shi B24B 53/08
9,299,595 B2 * 3/2016 Dunn H01L 21/67109
D753,736 S * 4/2016 Shinozaki D15/126
9,340,874 B2 * 5/2016 Halpin B01J 8/0035
9,403,259 B2 * 8/2016 Markowski B24C 1/04
2001/0046621 A1 * 11/2001 Colli, Jr. H01M 2/32
429/65
2008/0310932 A1 * 12/2008 McIntyre B29C 70/80
411/150
2013/0129577 A1 * 5/2013 Halpin B01J 8/0035
422/236
2014/0000843 A1 * 1/2014 Dunn H01L 21/67109
165/80.2
2015/0020418 A1 * 1/2015 Clift B23D 61/04
37/94

FOREIGN PATENT DOCUMENTS

JP 1501099 S 6/2014
JP 1524299 S 5/2015

* cited by examiner

FIG. 1

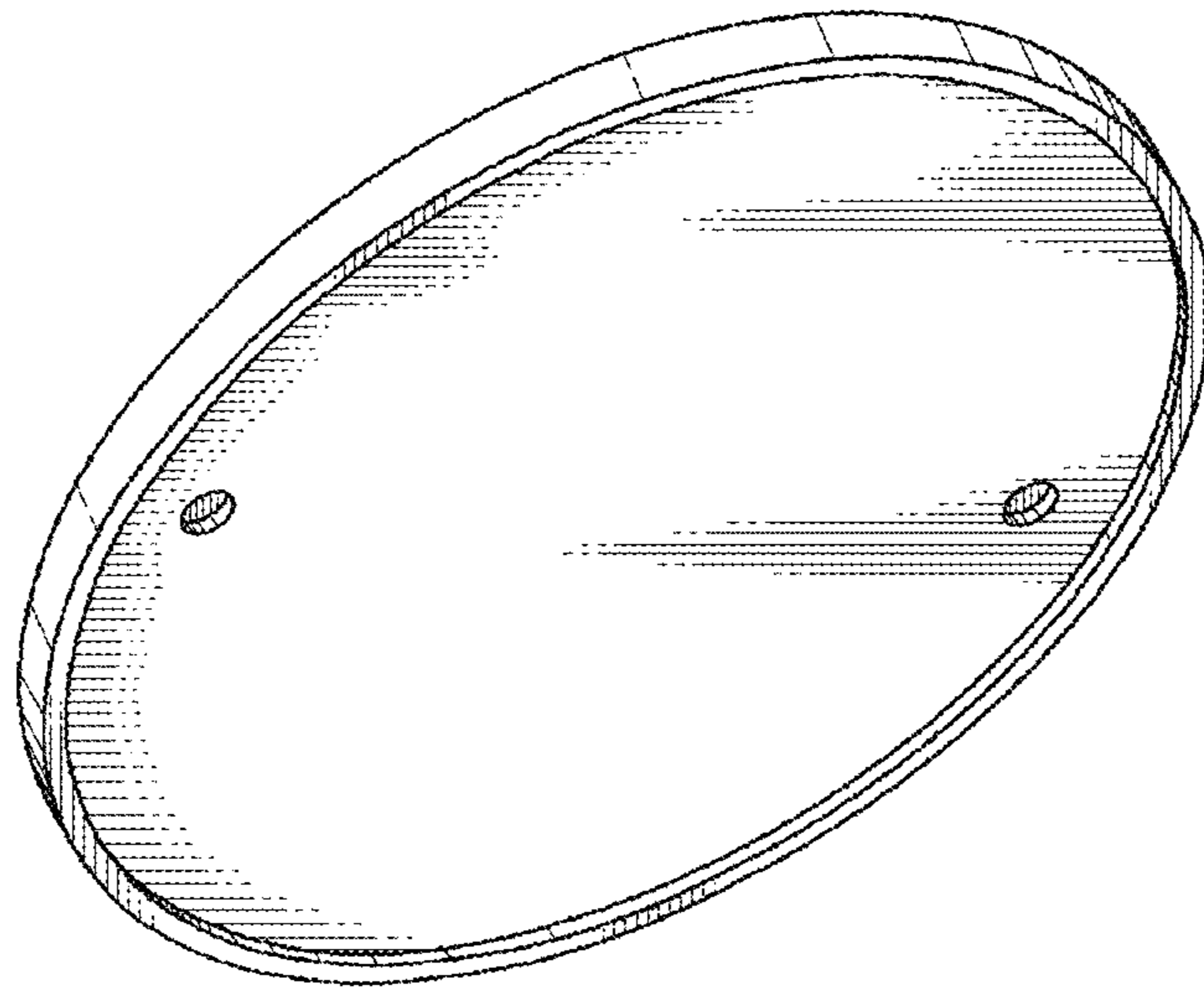


FIG. 2

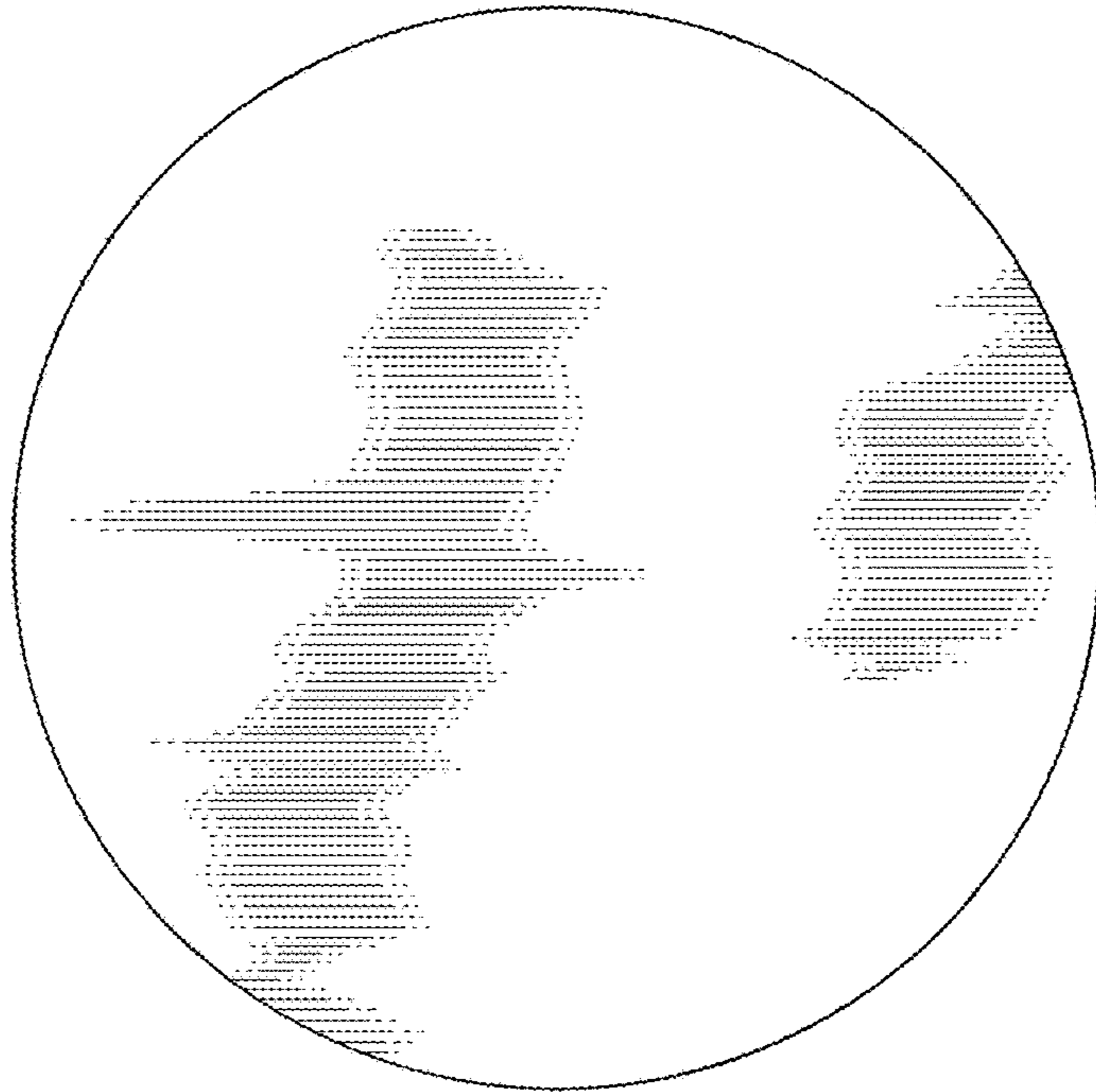


FIG. 3

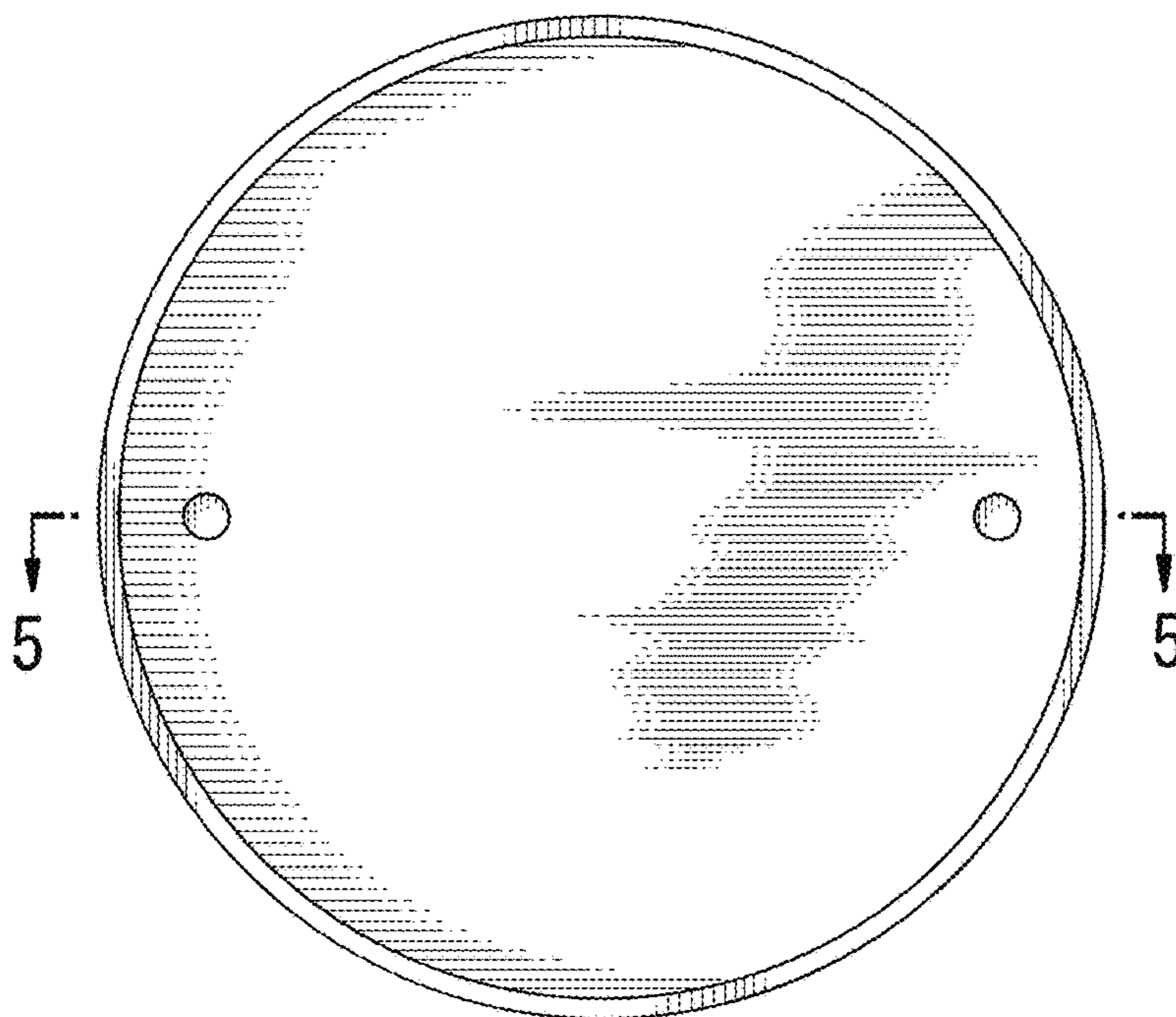


FIG. 4



FIG. 5

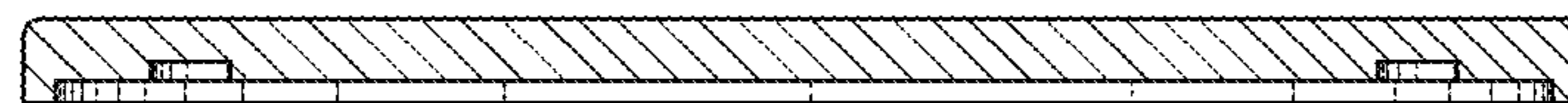


FIG. 6

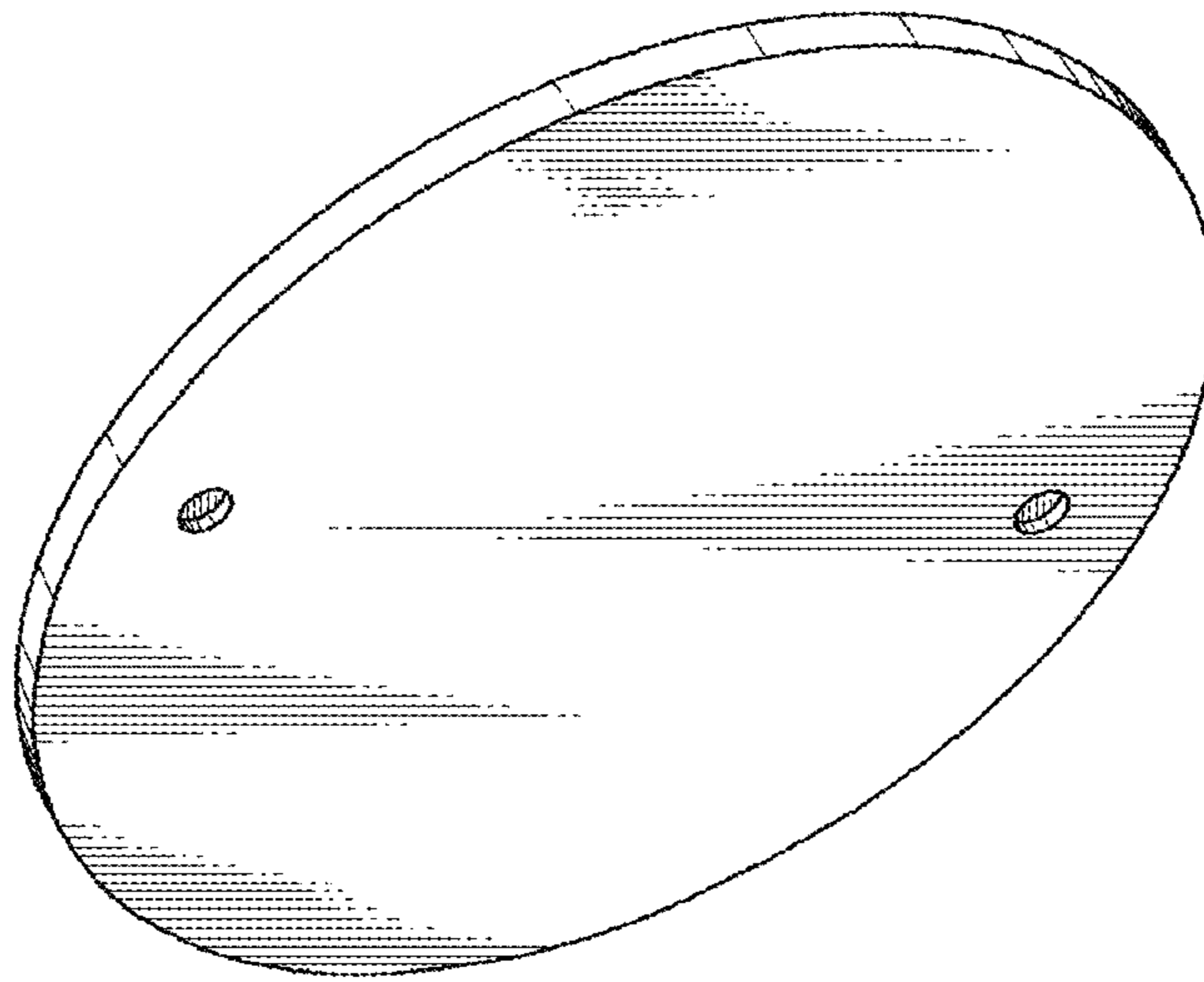


FIG. 7

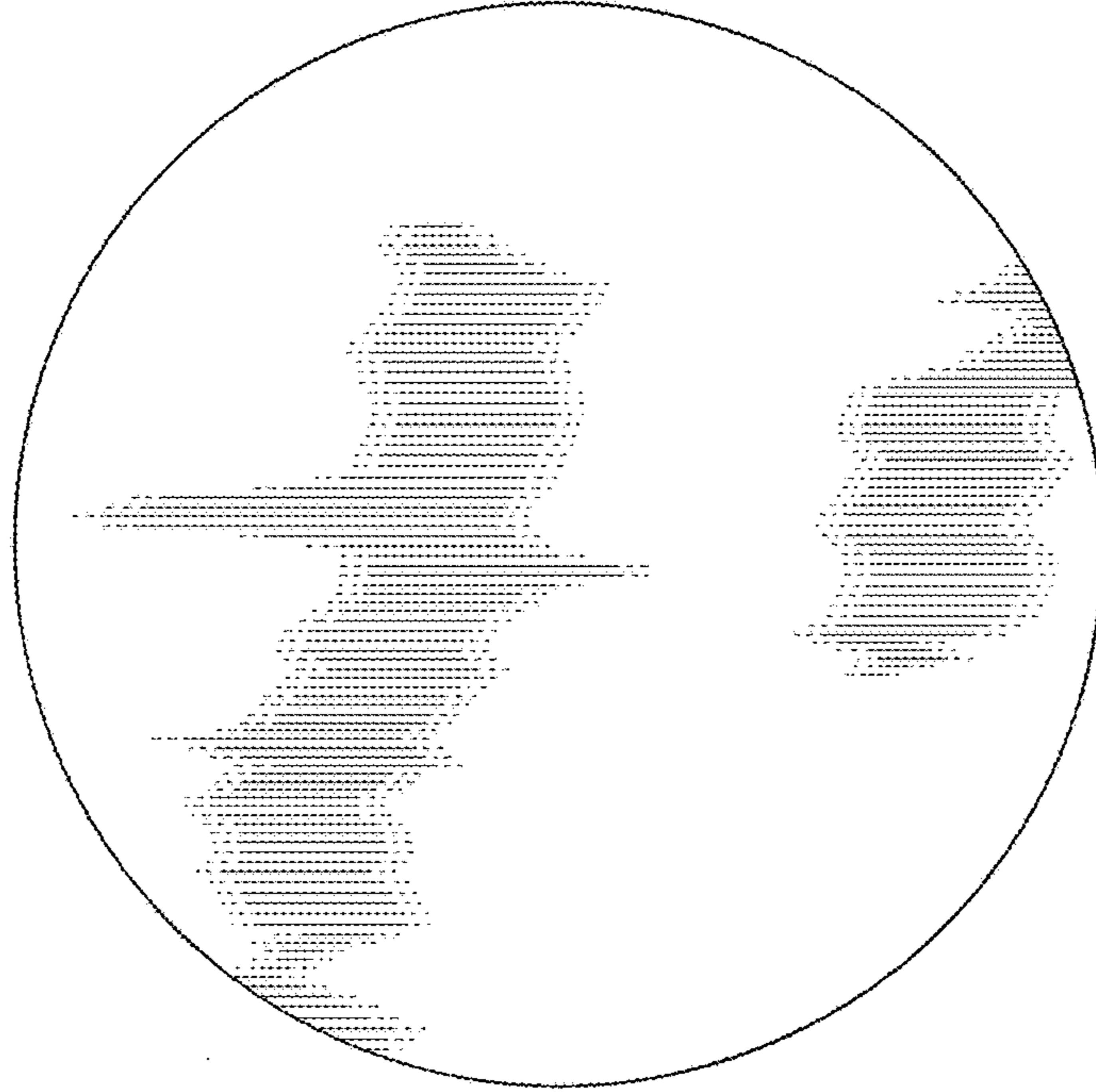


FIG. 8

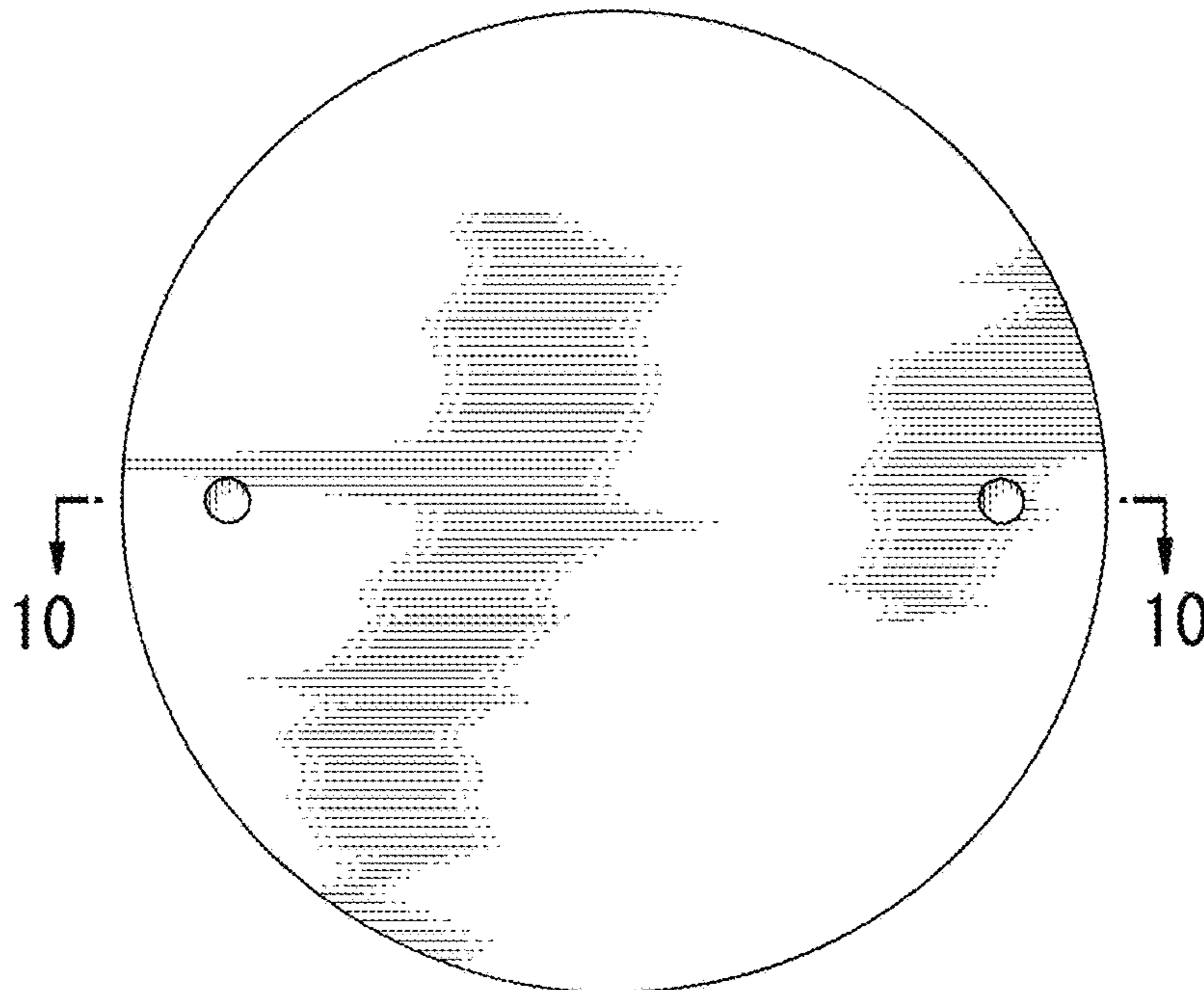


FIG. 9




FIG. 10

