



US00D795292S

(12) **United States Design Patent** (10) **Patent No.:** **US D795,292 S**
Loosli et al. (45) **Date of Patent:** **** Aug. 22, 2017**

(54) **DISPLAY SCREEN WITH GRAPHICAL USER INTERFACE**

(71) Applicant: **NIKE, Inc.**, Beaverton, OR (US)

(72) Inventors: **Brent Loosli**, Beaverton, OR (US); **Chi Pan Wong**, Beaverton, OR (US); **Tony Cianci**, Beaverton, OR (US)

(73) Assignee: **NIKE, Inc.**, Beaverton, OR (US)

(**) Term: **15 Years**

(21) Appl. No.: **29/574,095**

(22) Filed: **Aug. 11, 2016**

Related U.S. Application Data

(63) Continuation of application No. 29/513,774, filed on Jan. 5, 2015, now abandoned.

(51) **LOC (10) Cl.** **14-04**

(52) **U.S. Cl.**
USPC **D14/488**

(58) **Field of Classification Search**
USPC D14/485-495
CPC G06F 3/048; G06F 3/044886; G06K 9/00221; G08G 1/0962; G08F 1/123; G06Q 20/00-20/38; G06Q 30/00
See application file for complete search history.

(56) **References Cited**

U.S. PATENT DOCUMENTS

D691,618 S	*	10/2013	Chen	D14/485
D692,530 S	*	10/2013	Gehrun	D23/225
D725,665 S	*	3/2015	Tseng	D14/486
D737,852 S	*	9/2015	De La Rosa	D14/490
D743,978 S	*	11/2015	Amin	D14/486
D754,173 S	*	4/2016	Kim	D14/486

D757,036 S	*	5/2016	Raskin	D14/485
D760,240 S	*	6/2016	Raskin	D14/485
D762,241 S	*	7/2016	Loosli	D14/488
D770,491 S	*	11/2016	Jung	D14/486
D775,632 S	*	1/2017	van den Berg	D14/485
D777,733 S	*	1/2017	Loosli	D14/485
D781,890 S	*	3/2017	Gathman	D14/486

* cited by examiner

Primary Examiner — Robin V Webster

Assistant Examiner — Rachel Voorhies

(74) *Attorney, Agent, or Firm* — Banner & Witcoff, Ltd.

(57) **CLAIM**

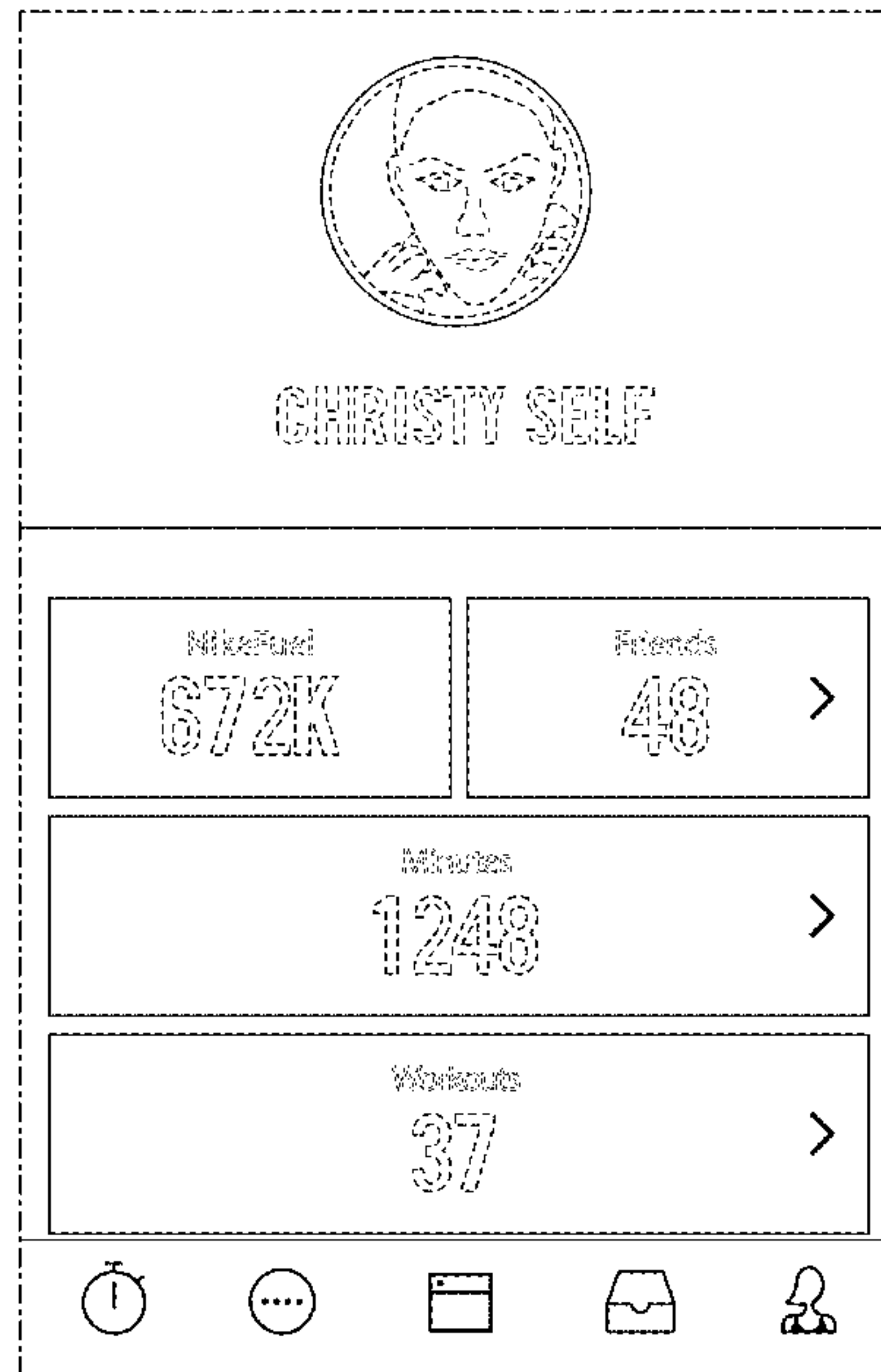
The ornamental design for a display screen with graphical user interface, as shown and described.

DESCRIPTION

FIG. 1 is front view of a display screen with graphical user interface showing our new design; FIG. 2 is a front view of the display screen with graphical user interface of FIG. 1 shown on a disclaimed handset; FIG. 3 is a front perspective view thereof; FIG. 4 is a rear view thereof; FIG. 5 is a right side view thereof; FIG. 6 is a left side view thereof; FIG. 7 is a top view thereof; and, FIG. 8 is a bottom view thereof.

The uneven-length broken line forms a disclaimed boundary of the screen design with graphical user interface. The even-length broken line showing of the remainder of the handset in FIGS. 2-8 is for environmental purposes only and forms no part of the claimed design. The even-length broken line showing of a face, numbers and letters is for environmental purposes only and forms no part of the claimed design.

1 Claim, 5 Drawing Sheets



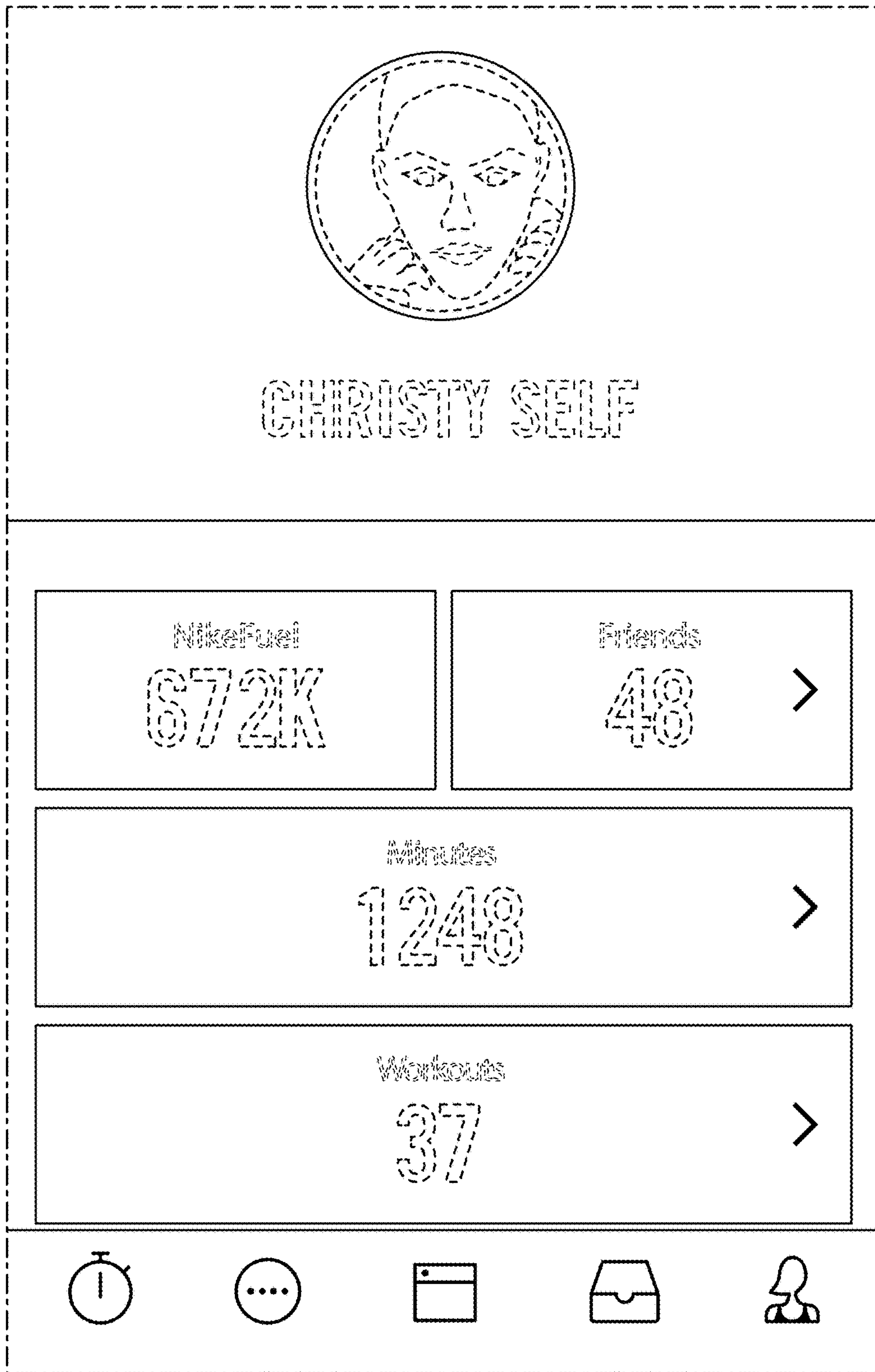


FIG. 1

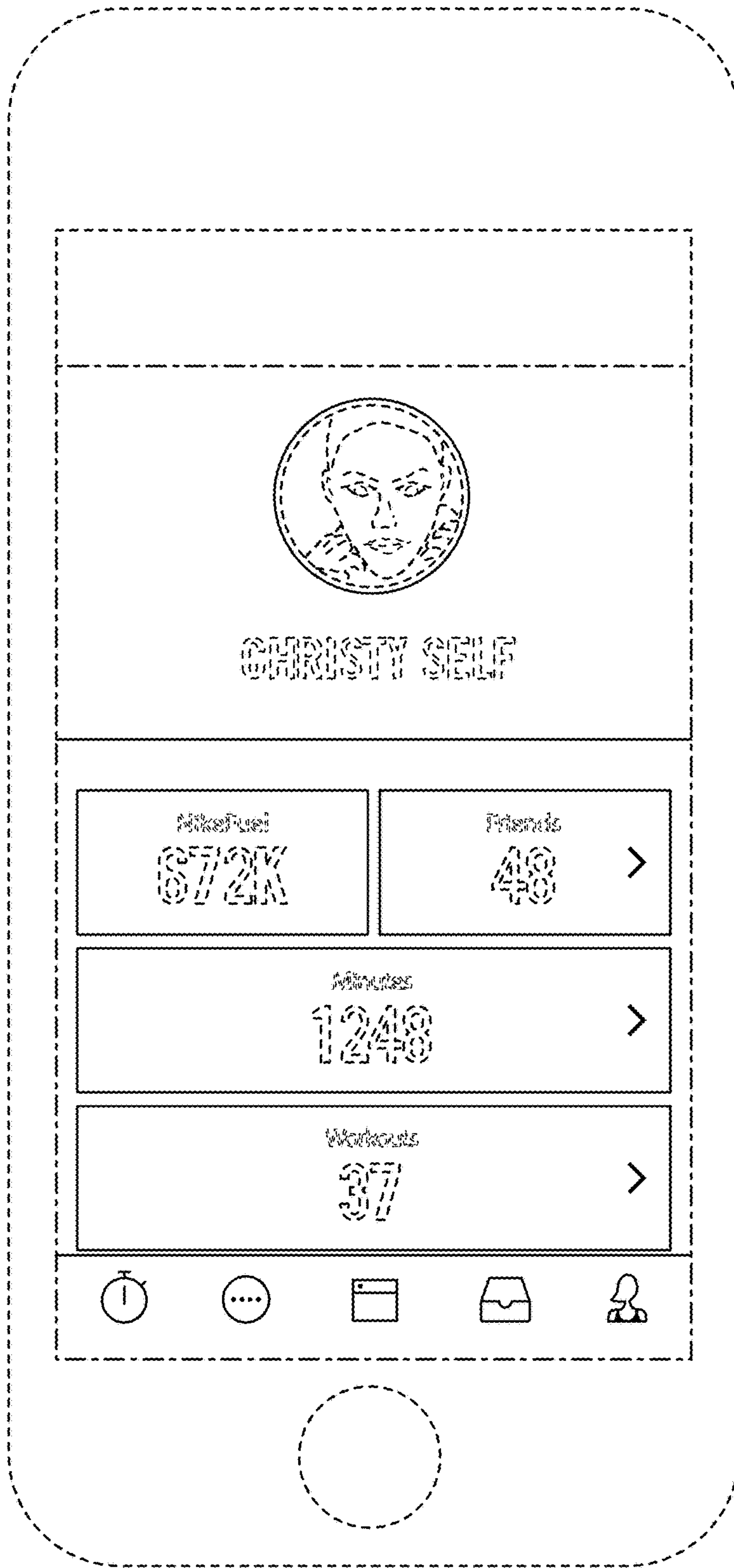


FIG. 2

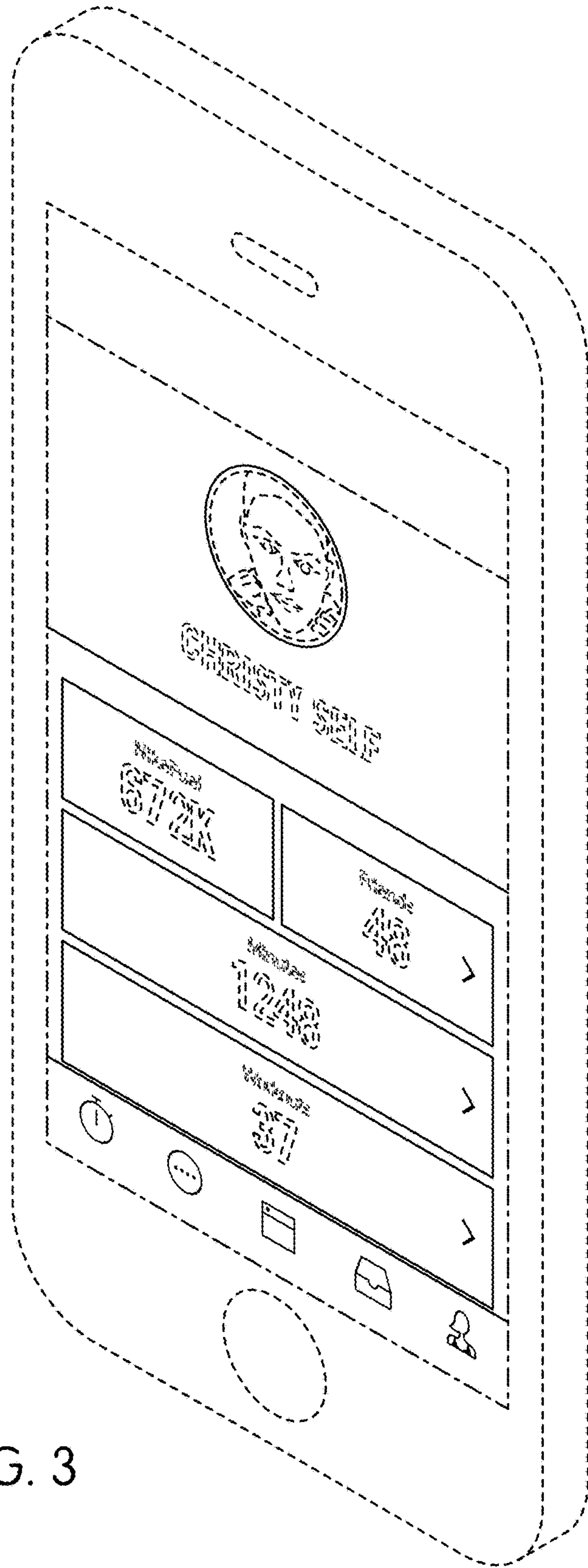


FIG. 3



FIG. 4



FIG. 5

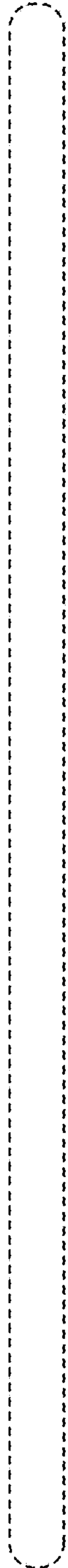


FIG. 6




FIG. 7



FIG. 8