



US00D795291S

(12) **United States Design Patent**
Gottlieb

(10) **Patent No.:** **US D795,291 S**

(45) **Date of Patent:** **** Aug. 22, 2017**

(54) **DISPLAY SCREEN OR PORTION THEREOF WITH ANIMATED GRAPHICAL USER INTERFACE**

(71) Applicant: **HM Group AB**

(72) Inventor: **Jakob Gottlieb, Uppsala (SE)**

(**) Term: **15 Years**

(21) Appl. No.: **29/558,277**

(22) Filed: **Mar. 16, 2016**

(51) **LOC (10) Cl.** **14-04**

(52) **U.S. Cl.**
USPC **D14/488**

(58) **Field of Classification Search**
USPC D14/485-495
CPC H04N 21/0424; H04N 21/478; A61B 5/02;
G06F 19/3406; G06F 15/0266; G06F
17/30873; G06F 3/0489; G06F 3/0225;
G06Q 10/06; G06Q 10/109; H04M
1/72519-1/72561

See application file for complete search history.

(56) **References Cited**

U.S. PATENT DOCUMENTS

- D296,340 S * 6/1988 Wells-Papanek D14/492
- 5,539,530 A * 7/1996 Reifman H04N 1/00411
- 358/400
- D617,336 S * 6/2010 Beavers D14/486
- D660,860 S * 5/2012 Louch D14/485
- D664,965 S * 8/2012 Shallcross D14/485
- D665,394 S * 8/2012 Duggan D14/485
- D669,906 S * 10/2012 Cranfill G06F 3/0483
- D14/485
- D670,713 S * 11/2012 Cranfill G06F 3/0483
- D14/485
- D681,631 S * 5/2013 Akana D14/341
- D693,835 S * 11/2013 Daniel D14/486
- D699,735 S * 2/2014 Lee D14/486

- 8,666,772 B2 * 3/2014 Kaniadakis G06F 19/328
- 382/182
- D701,866 S * 4/2014 Pearson D14/485
- D705,244 S * 5/2014 Arnold D14/486
- D718,775 S * 12/2014 Kim D14/485
- D719,187 S * 12/2014 Arnold D14/488
- D733,163 S * 6/2015 Lee G06F 3/04817
- D14/485
- D735,742 S * 8/2015 Lee D14/486
- D737,280 S * 8/2015 Lee G06F 3/04817
- D14/485
- D743,428 S * 11/2015 Daniel D14/486
- D747,332 S * 1/2016 Sic D14/486
- D749,105 S * 2/2016 Daniel D14/486
- D750,118 S * 2/2016 Shoji D14/486

(Continued)

Primary Examiner — Robin V Webster

Assistant Examiner — Rachel Voorhies

(57) **CLAIM**

The ornamental design for display screen or portion thereof with animated graphical user interface, as shown and described.

DESCRIPTION

FIG. 1 is a front view of a display screen or portion thereof with animated graphical user interface showing my new design;

FIG. 2 is a second image thereof;

FIG. 3 is a third image thereof;

FIG. 4 is a fourth image thereof;

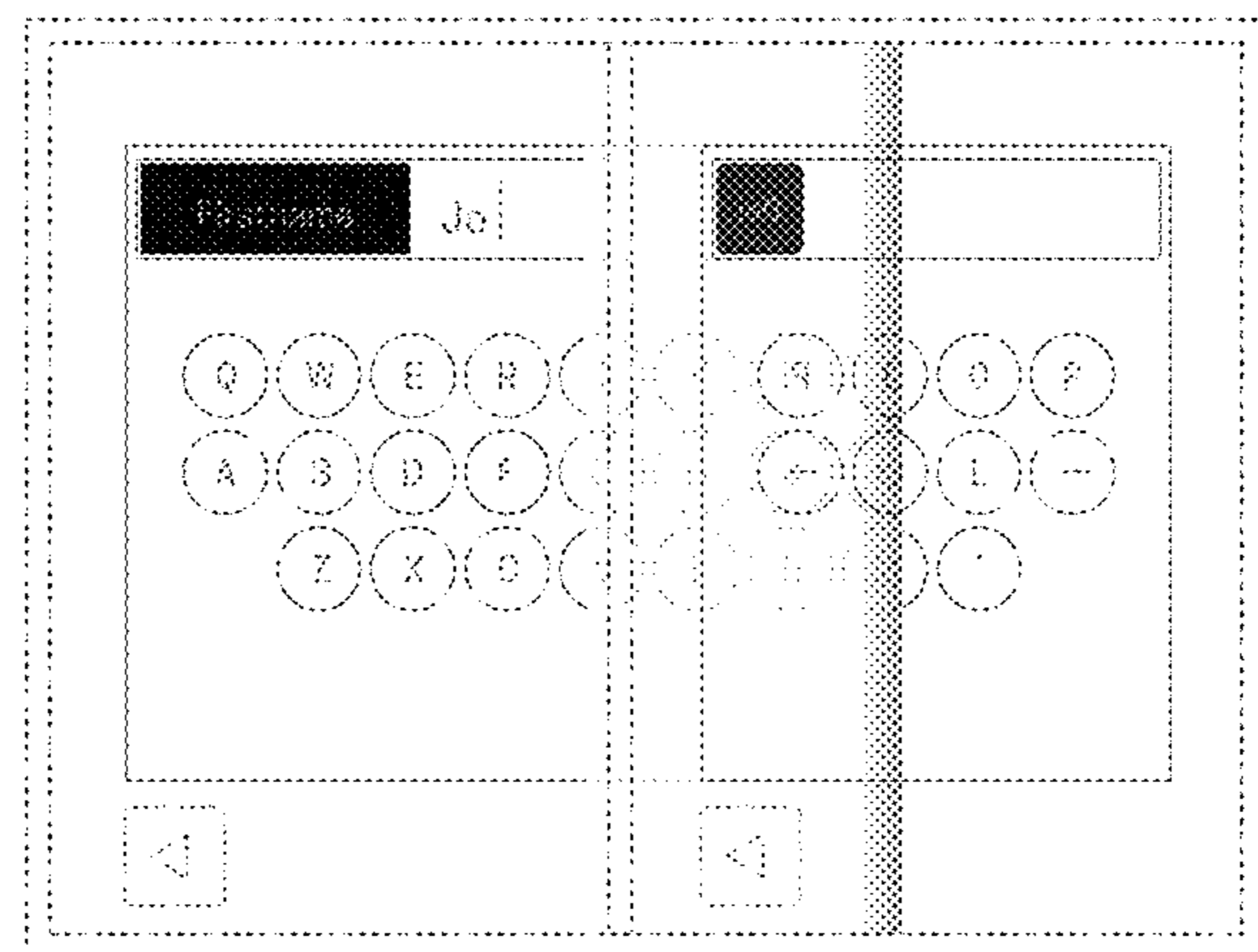
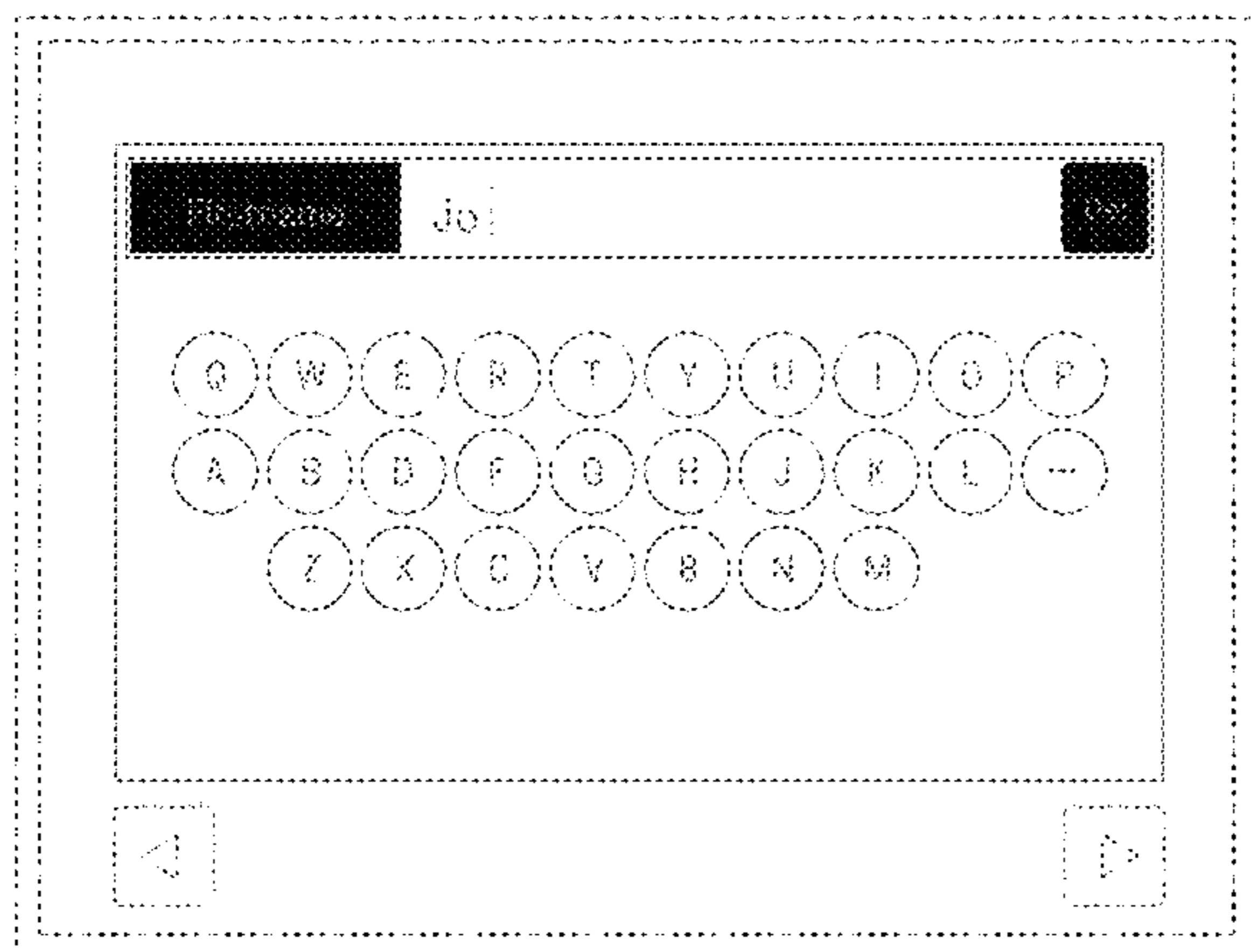
FIG. 5 is a fifth image thereof; and,

FIG. 6 is a sixth image thereof.

The appearance of the design transitions sequentially between FIGS. 1-6. The process or period in which one image transitions to another forms no part of the claimed design.

The broken line showing of the display screen and the remainder of the graphical user interface forms no part of the claimed design.

1 Claim, 6 Drawing Sheets



(56)

References Cited

U.S. PATENT DOCUMENTS

D752,577	S	*	3/2016	Akana	D14/341
D753,680	S	*	4/2016	Jeon	D14/485
D768,643	S	*	10/2016	Miyakawa	D14/485
D771,082	S	*	11/2016	Chaudhri	D14/486
D775,168	S	*	12/2016	Gottlieb	D14/486
D775,169	S	*	12/2016	Gottlieb	D14/486
D775,170	S	*	12/2016	Gottlieb	D14/486
D775,171	S	*	12/2016	Gottlieb	D14/486
D775,631	S	*	1/2017	Lee	D14/485
2008/0178098	A1	*	7/2008	Yoon	G06F 3/0489 715/762
2013/0298066	A1	*	11/2013	Kim	G06F 3/0233 715/773
2015/0026620	A1	*	1/2015	Kwon	G06F 3/04845 715/770

* cited by examiner

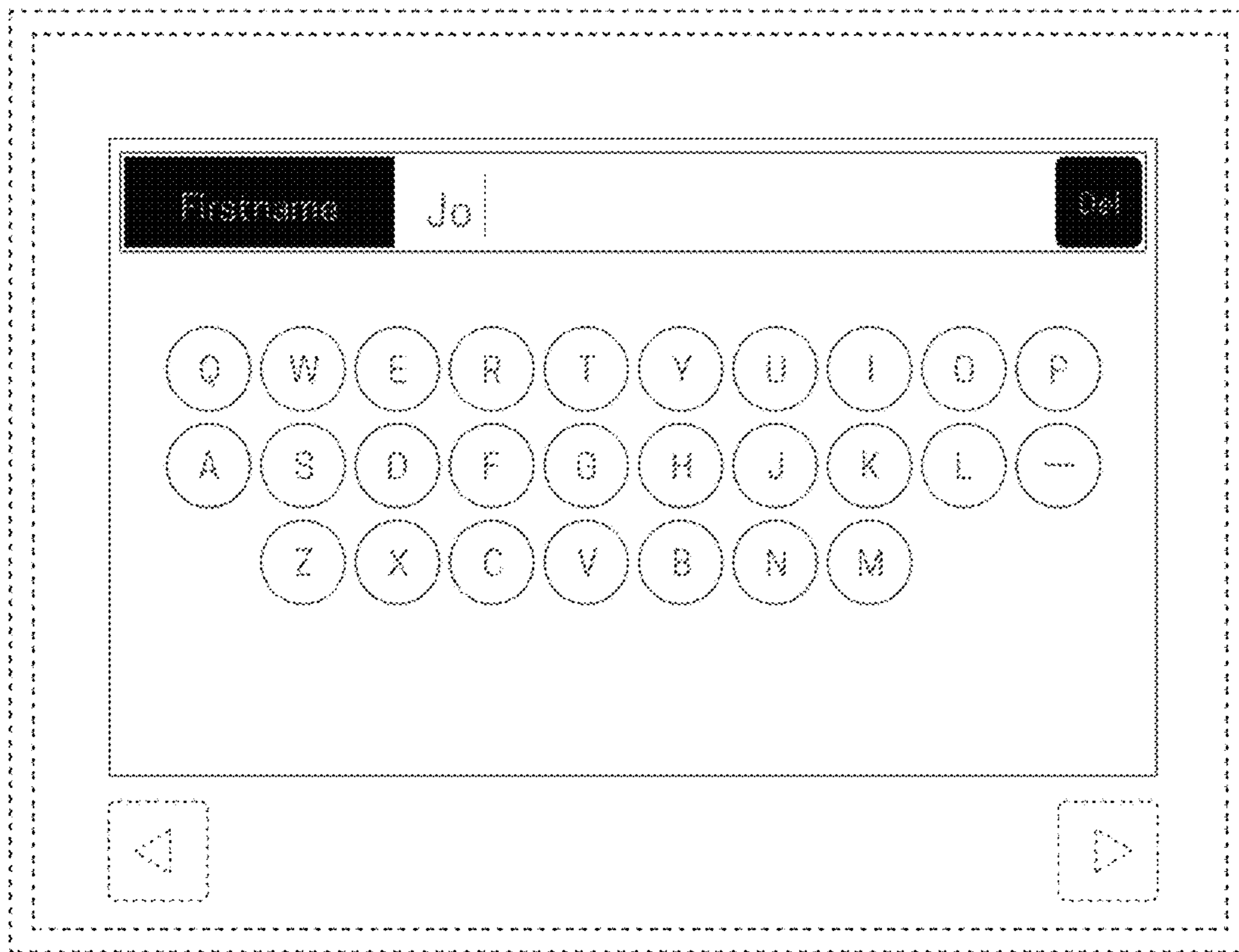


FIG. 1

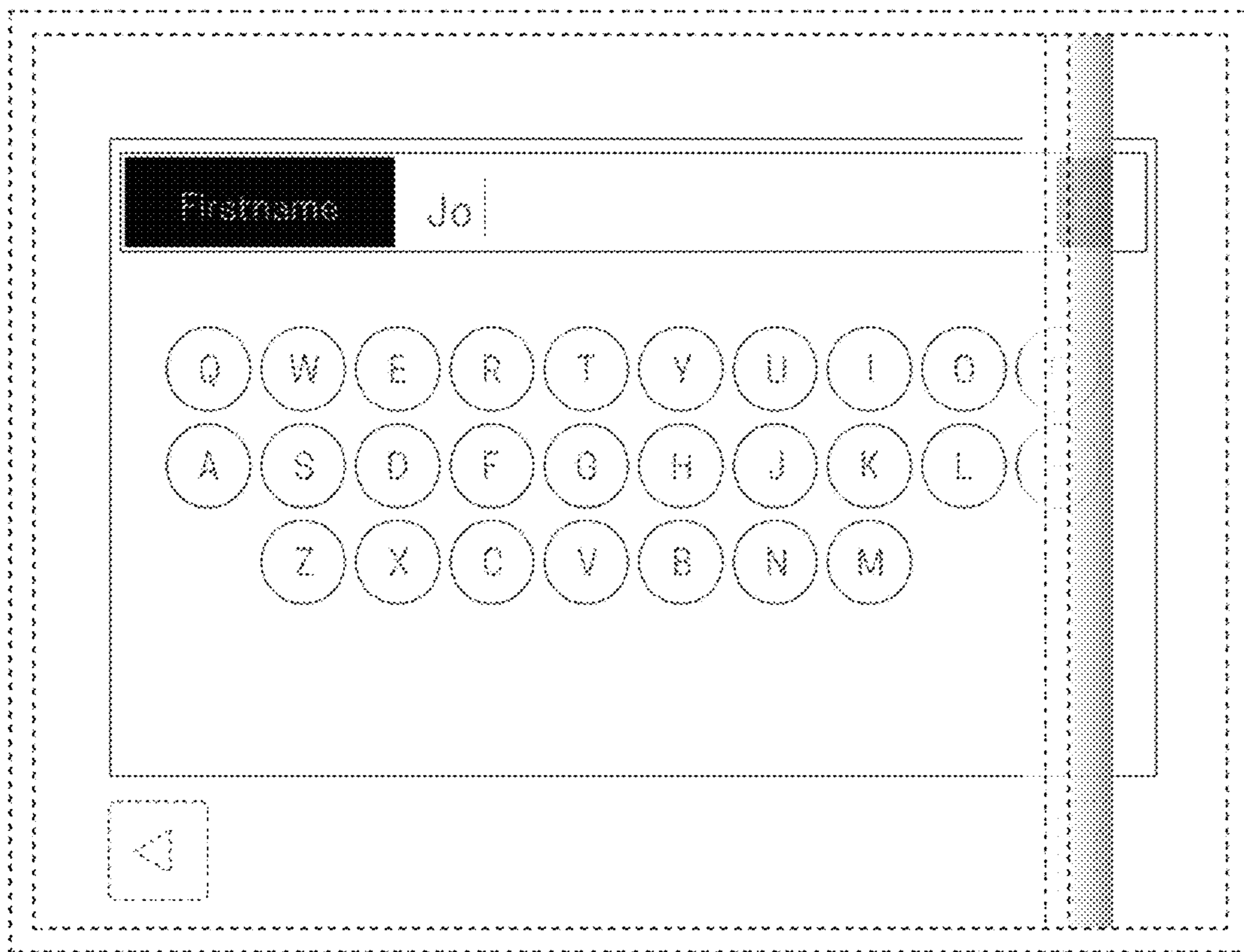


FIG. 2

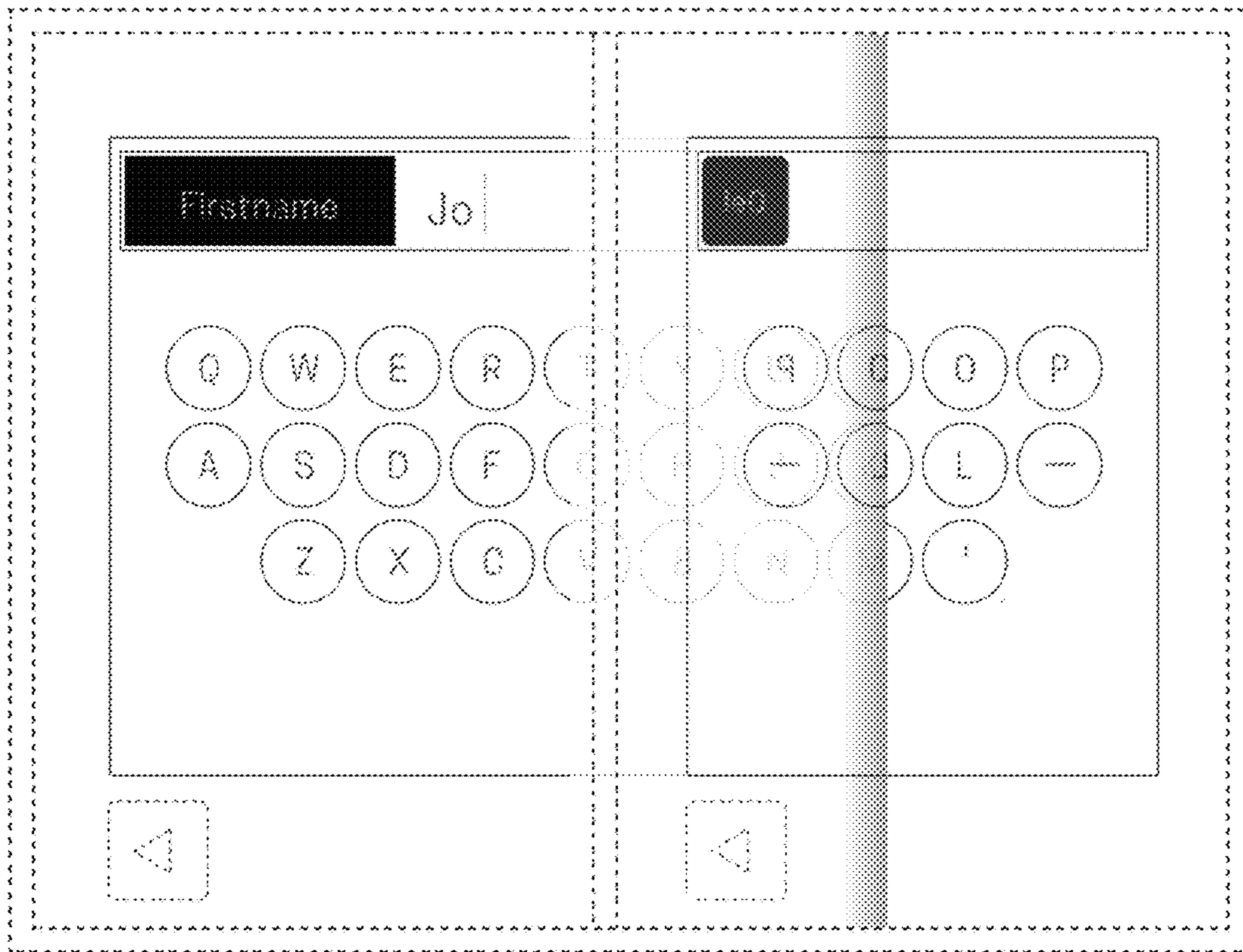


FIG. 3

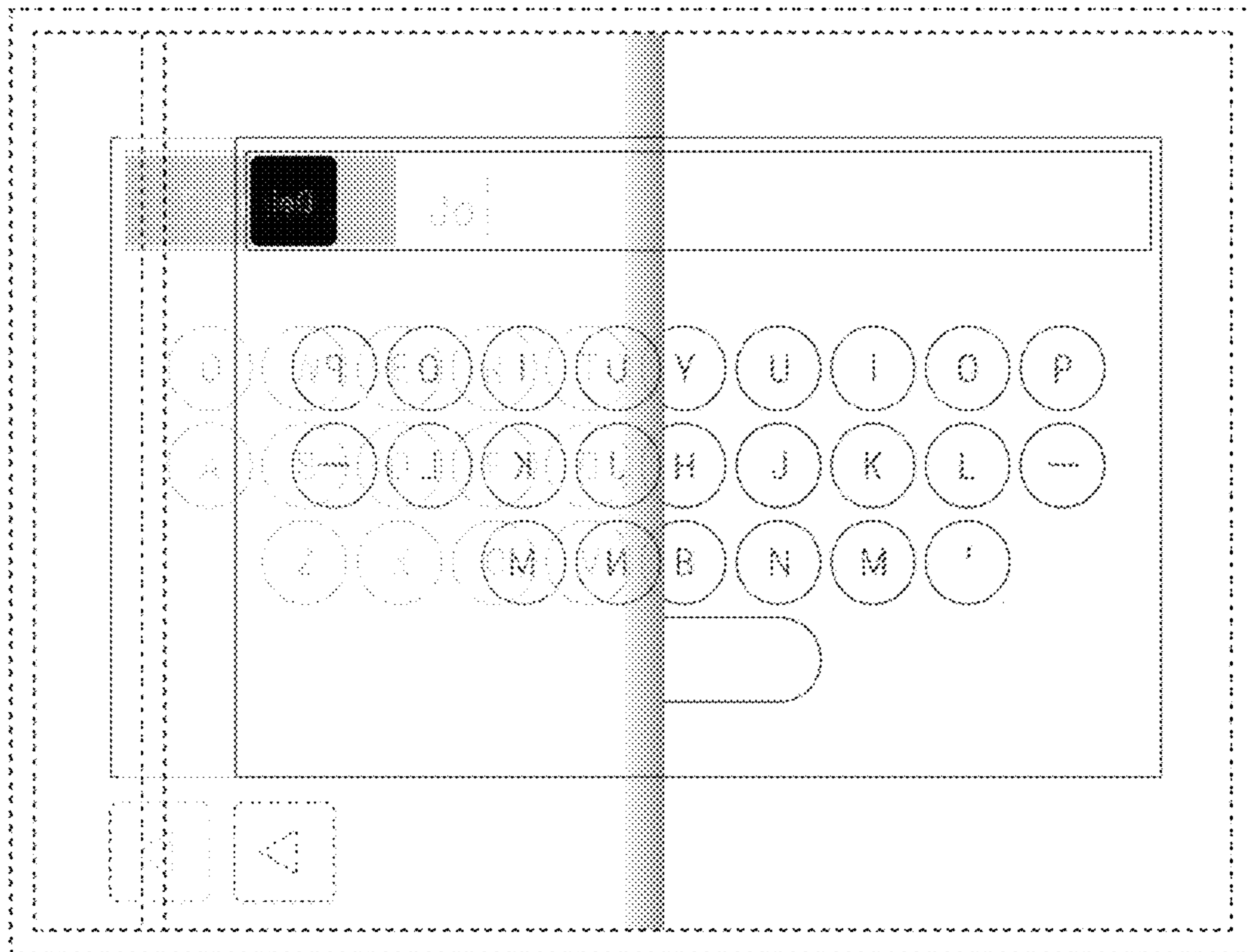


FIG. 4

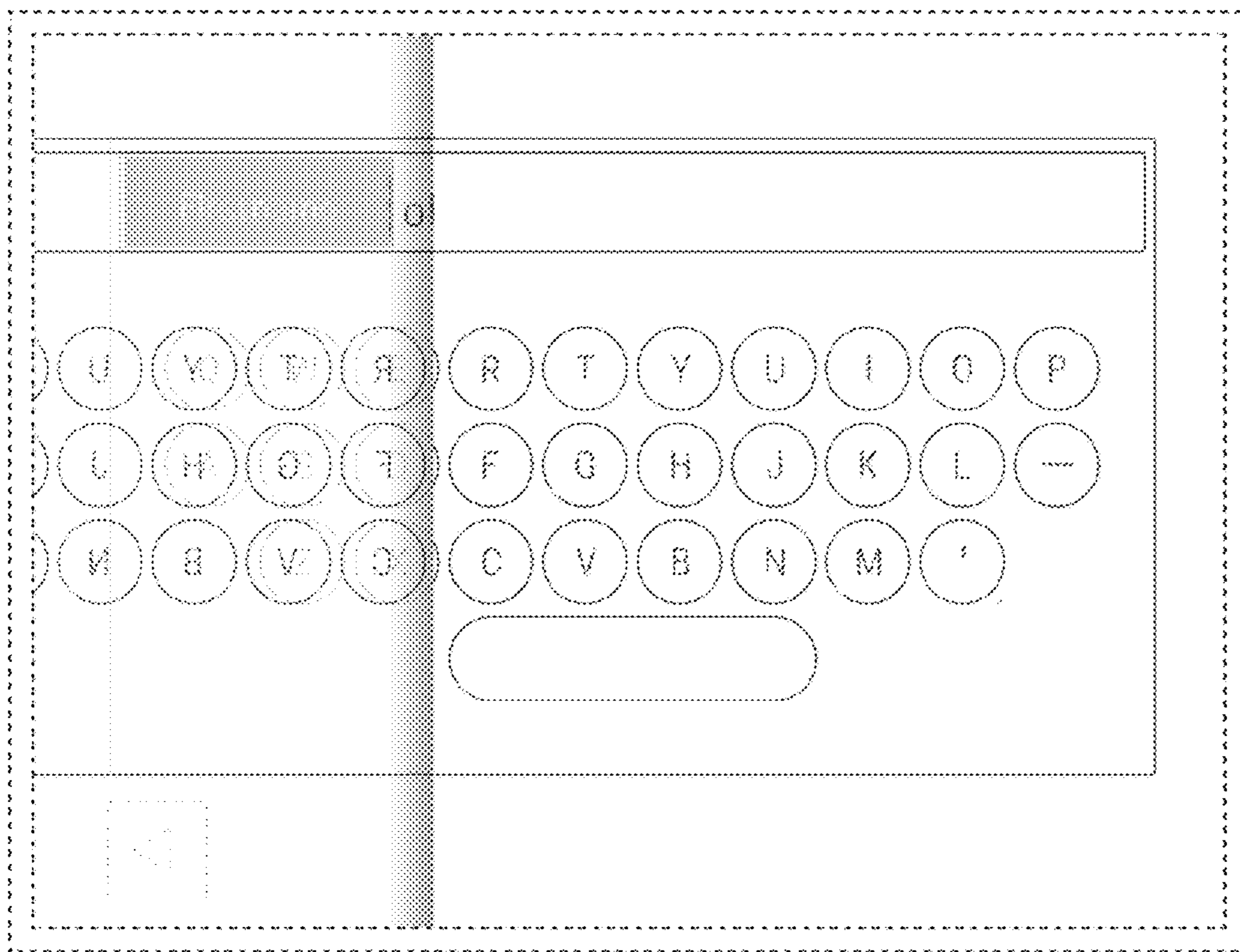


FIG. 5




FIG. 6