



US00D795289S

(12) **United States Design Patent**
Gottlieb

(10) **Patent No.:** **US D795,289 S**

(45) **Date of Patent:** **** Aug. 22, 2017**

(54) **DISPLAY SCREEN OR PORTION THEREOF WITH ANIMATED GRAPHICAL USER INTERFACE**

(71) Applicant: **Jakob Gottlieb**, Uppsala (SE)

(72) Inventor: **Jakob Gottlieb**, Uppsala (SE)

(**) Term: **15 Years**

(21) Appl. No.: **29/558,258**

(22) Filed: **Mar. 16, 2016**

(51) **LOC (10) Cl.** **14-04**

(52) **U.S. Cl.**
USPC **D14/488**

(58) **Field of Classification Search**
USPC D14/485-495
CPC H04N 21/0424; H04N 21/478; A61B 5/02;
G06F 19/3406; G06F 15/0266; G06F 17/30873; G06F 3/0489; G06F 3/0225;
G06Q 10/06; G06Q 10/109; H04M 1/72519-1/72561

See application file for complete search history.

(56) **References Cited**

U.S. PATENT DOCUMENTS

D296,340 S *	6/1988	Wells-Papanek	D14/492
5,539,530 A *	7/1996	Reifman	H04N 1/00411
				358/400
D552,620 S *	10/2007	Sato	D14/486
D617,336 S *	6/2010	Beavers	D14/486
D664,965 S *	8/2012	Shallcross	D14/485
D665,394 S *	8/2012	Duggan	D14/485
D676,863 S *	2/2013	Ho Kushner	D14/486
D681,631 S *	5/2013	Akana	D14/341
D694,260 S *	11/2013	Yang	D14/488
D699,735 S *	2/2014	Lee	D14/486
8,666,772 B2 *	3/2014	Kaniadakis	G06F 19/328
				382/182
D706,821 S *	6/2014	Park	D14/489
D718,775 S *	12/2014	Kim	D14/485

D720,772 S *	1/2015	Cranfill	D14/488
D724,605 S *	3/2015	Buck	D14/485
D731,533 S *	6/2015	Jeong	D14/488
D752,577 S *	3/2016	Akana	D14/341
D752,629 S *	3/2016	He	D14/487
D753,680 S *	4/2016	Jeon	D14/485
D761,802 S *	7/2016	Moon	D14/485
D771,082 S *	11/2016	Chaudhri	D14/486
D773,481 S *	12/2016	Everette	D14/485
D775,168 S *	12/2016	Gottlieb	D14/486
D775,169 S *	12/2016	Gottlieb	D14/486
D775,170 S *	12/2016	Gottlieb	D14/486
D775,631 S *	1/2017	Lee	D14/485

(Continued)

Primary Examiner — Robin V Webster

Assistant Examiner — Rachel Voorhies

(57) **CLAIM**

The ornamental design for display screen or portion thereof with animated graphical user interface, as shown and described.

DESCRIPTION

FIG. 1 is a front view of a display screen or portion thereof with animated graphical user interface showing my new design;

FIG. 2 is a second image thereof;

FIG. 3 is a third image thereof;

FIG. 4 is a fourth image thereof;

FIG. 5 is a fifth image thereof;

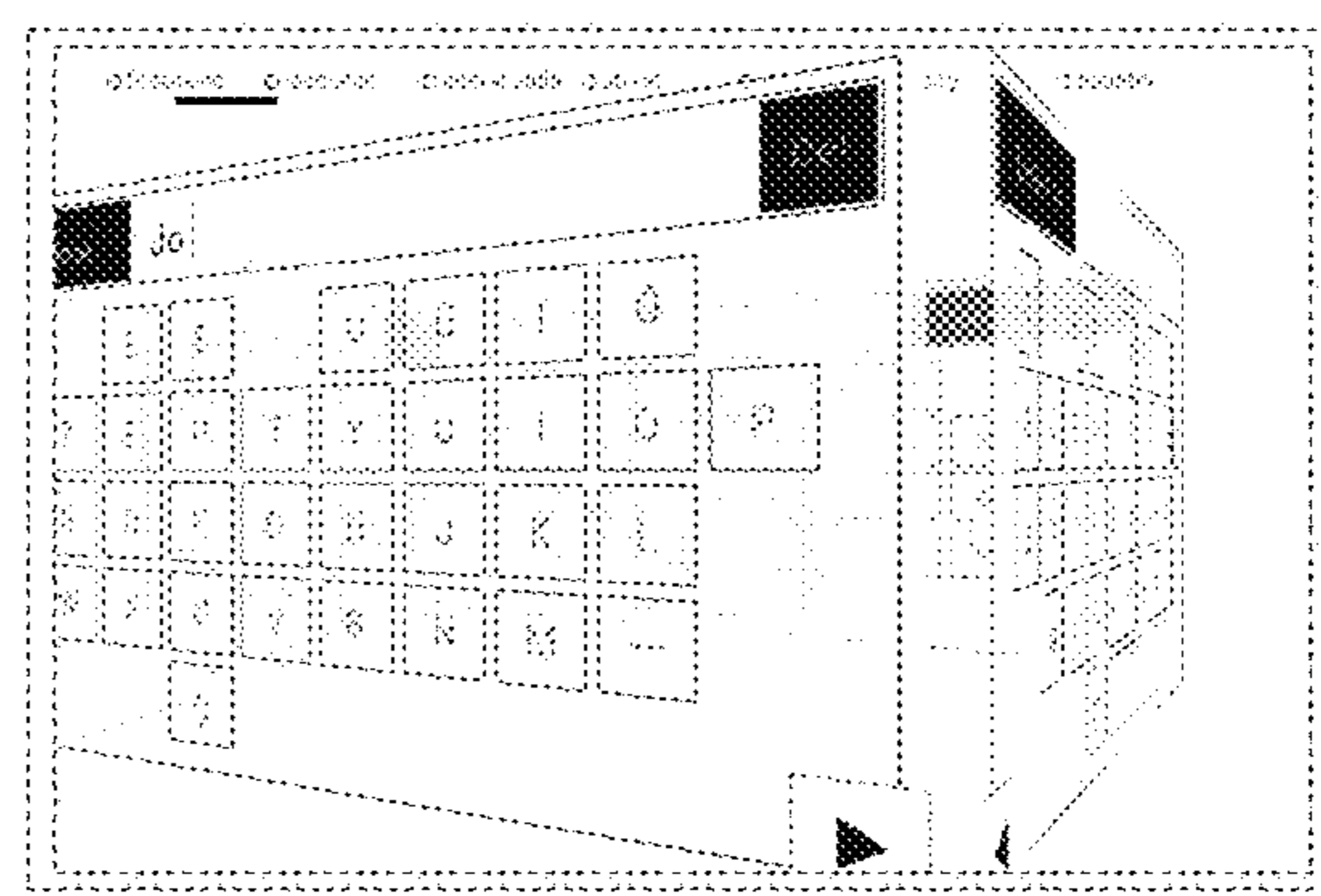
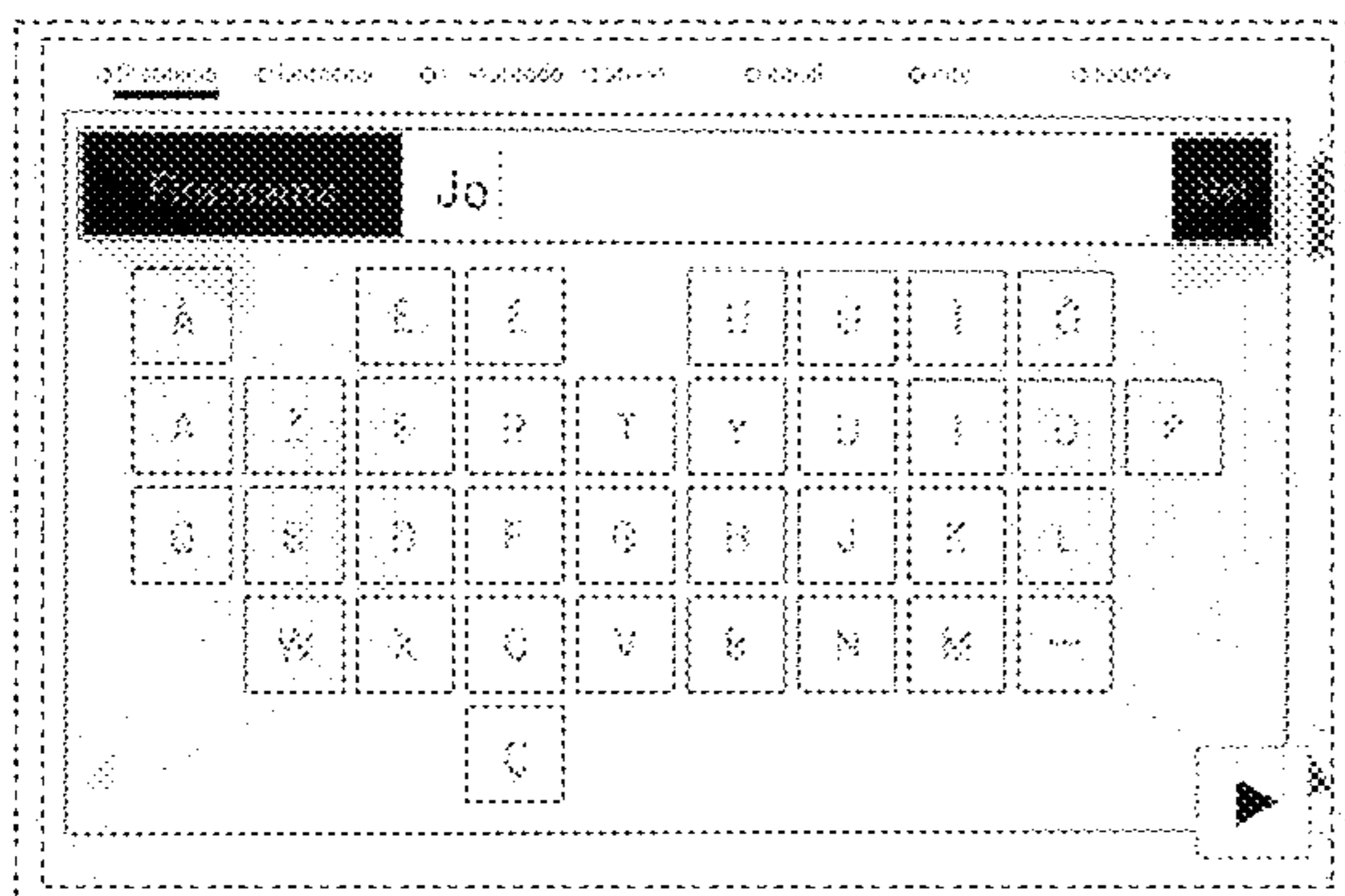
FIG. 6 is a sixth image thereof; and,

FIG. 7 is a seventh image thereof.

The appearance of the design transitions sequentially between FIGS. 1-7. The process or period in which one image transitions to another forms no part of the claimed design.

The broken line showing of the display screen and the remainder of the graphical user interface forms no part of the claimed design.

1 Claim, 7 Drawing Sheets



(56)

References Cited

U.S. PATENT DOCUMENTS

D777,185 S *	1/2017	Kwak	D14/486
2002/0015598 A1 *	2/2002	Maeda	H04N 1/00352 399/81
2002/0136563 A1 *	9/2002	Maeda	H04N 1/00352 399/81
2008/0261660 A1 *	10/2008	Huh	G06F 3/04815 455/566
2009/0047989 A1 *	2/2009	Harmon	G06F 1/1616 455/550.1
2013/0298066 A1 *	11/2013	Kim	G06F 3/0233 715/773

* cited by examiner

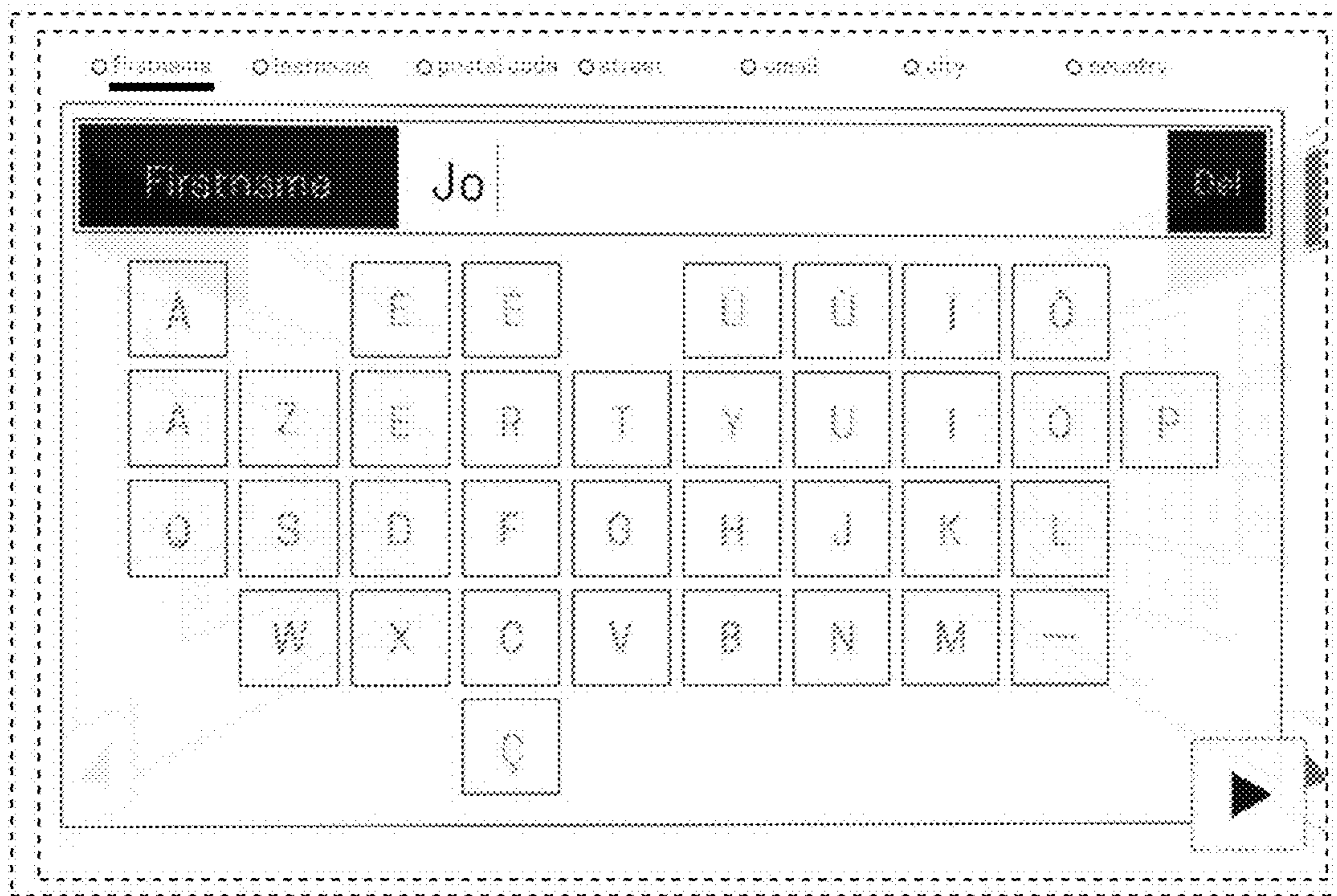


FIG. 1

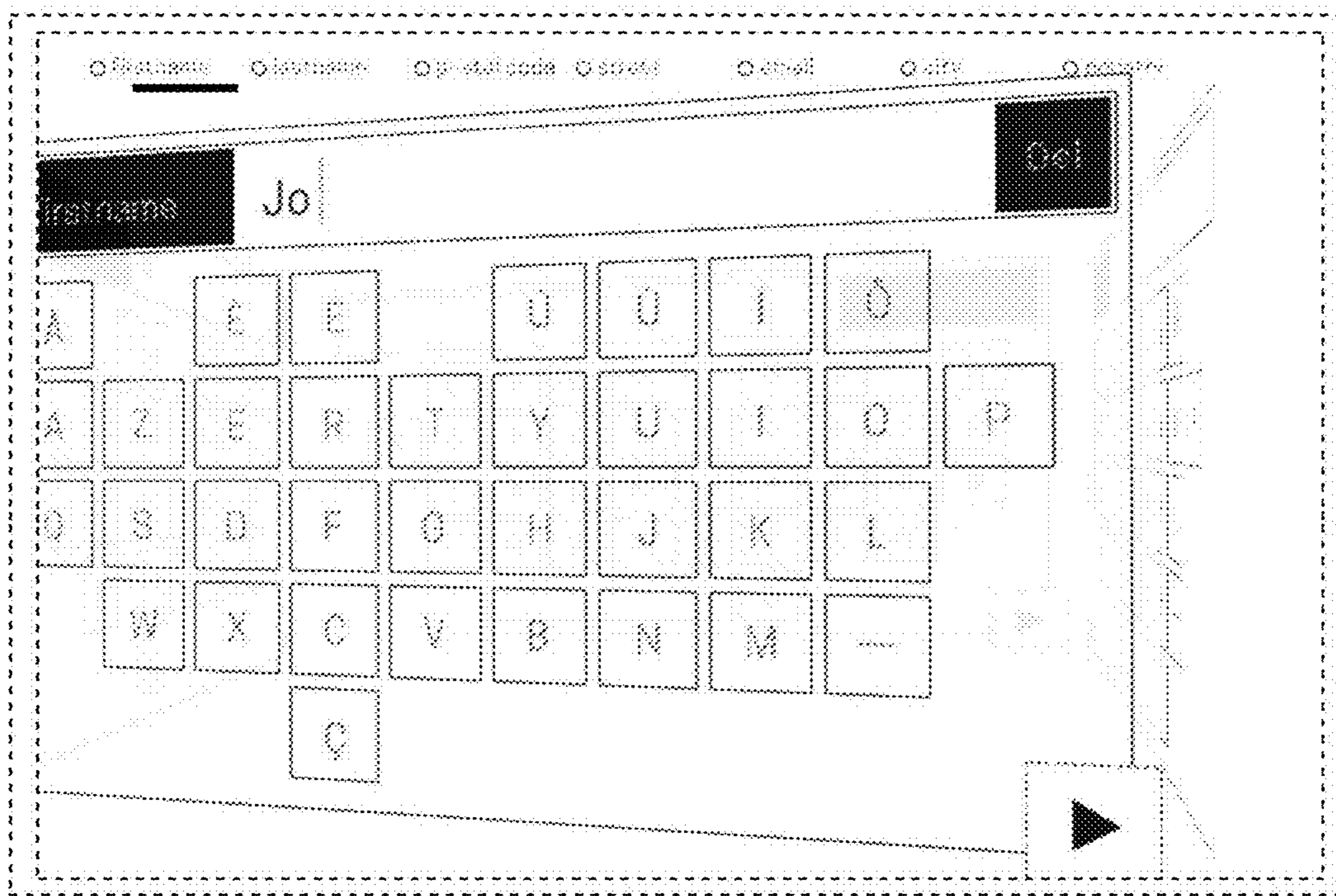


FIG. 2

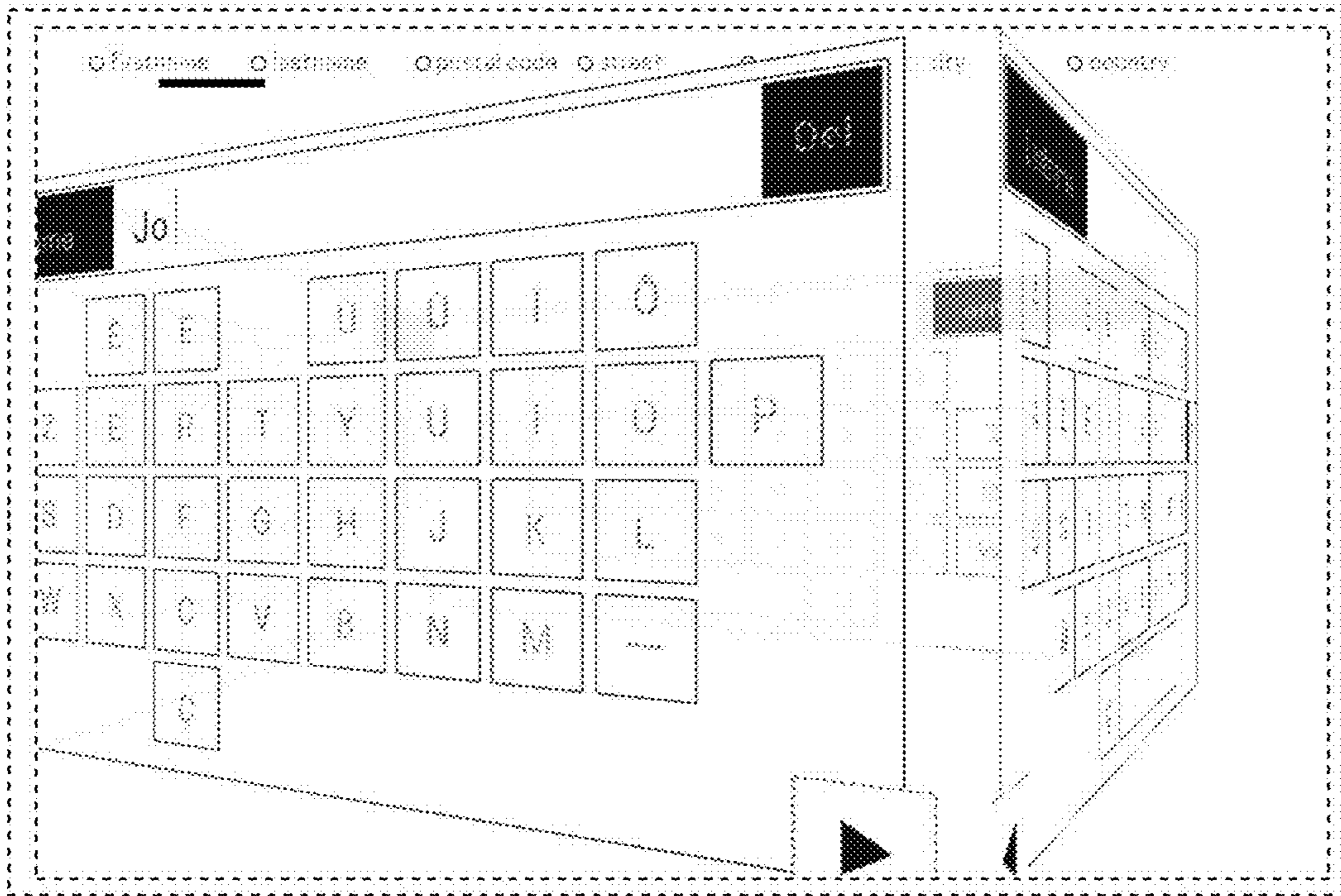


FIG. 3

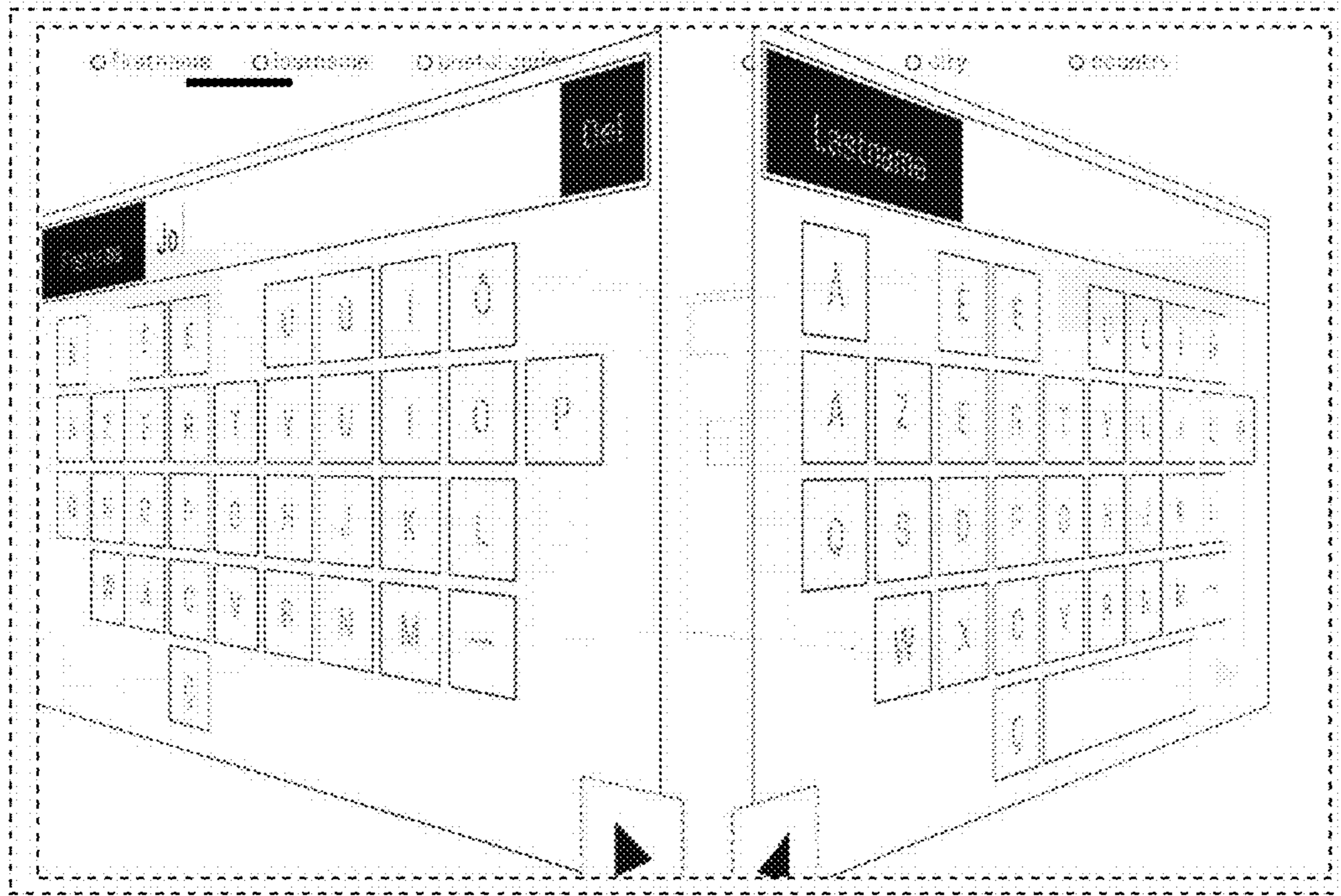


FIG. 4

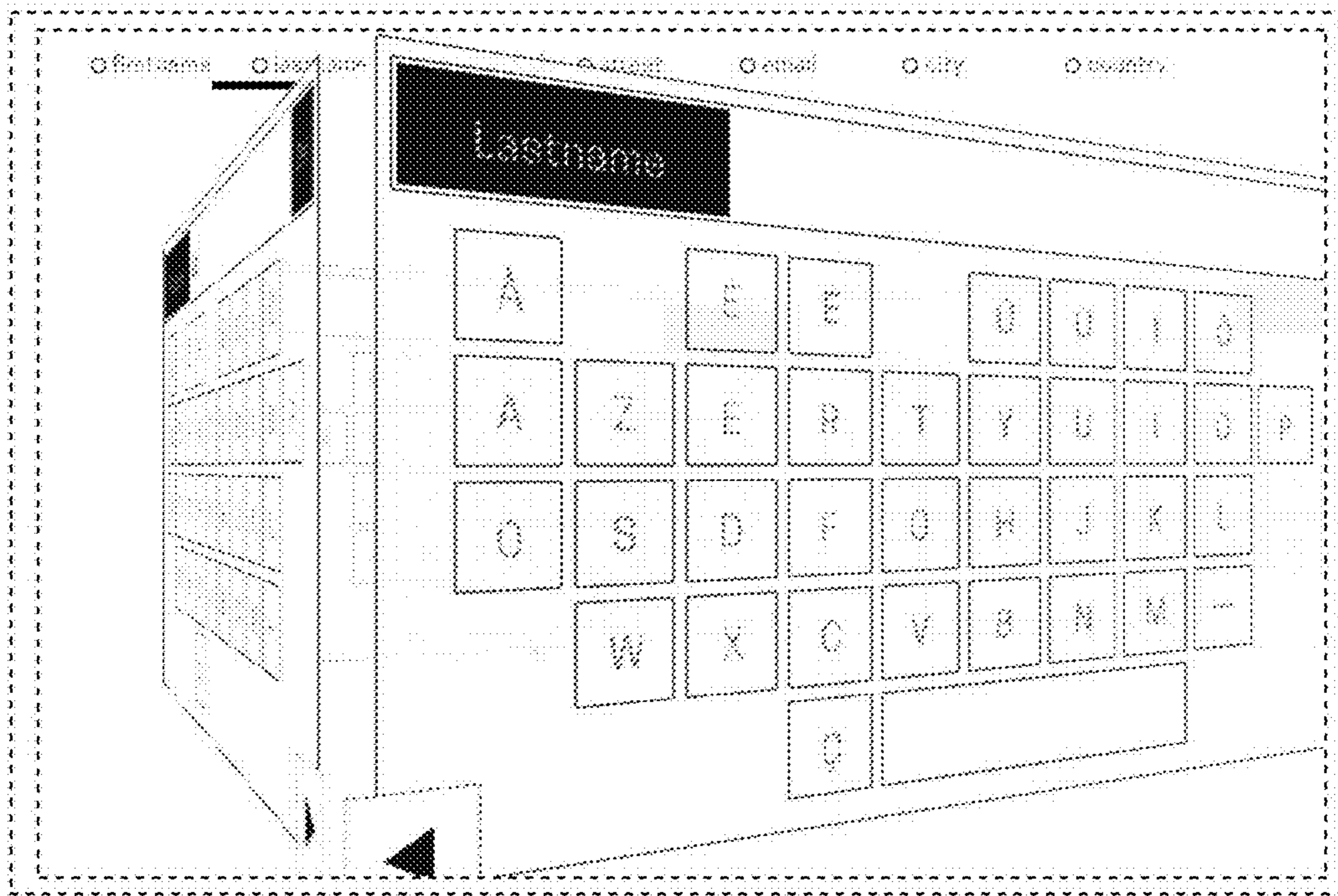


FIG. 5

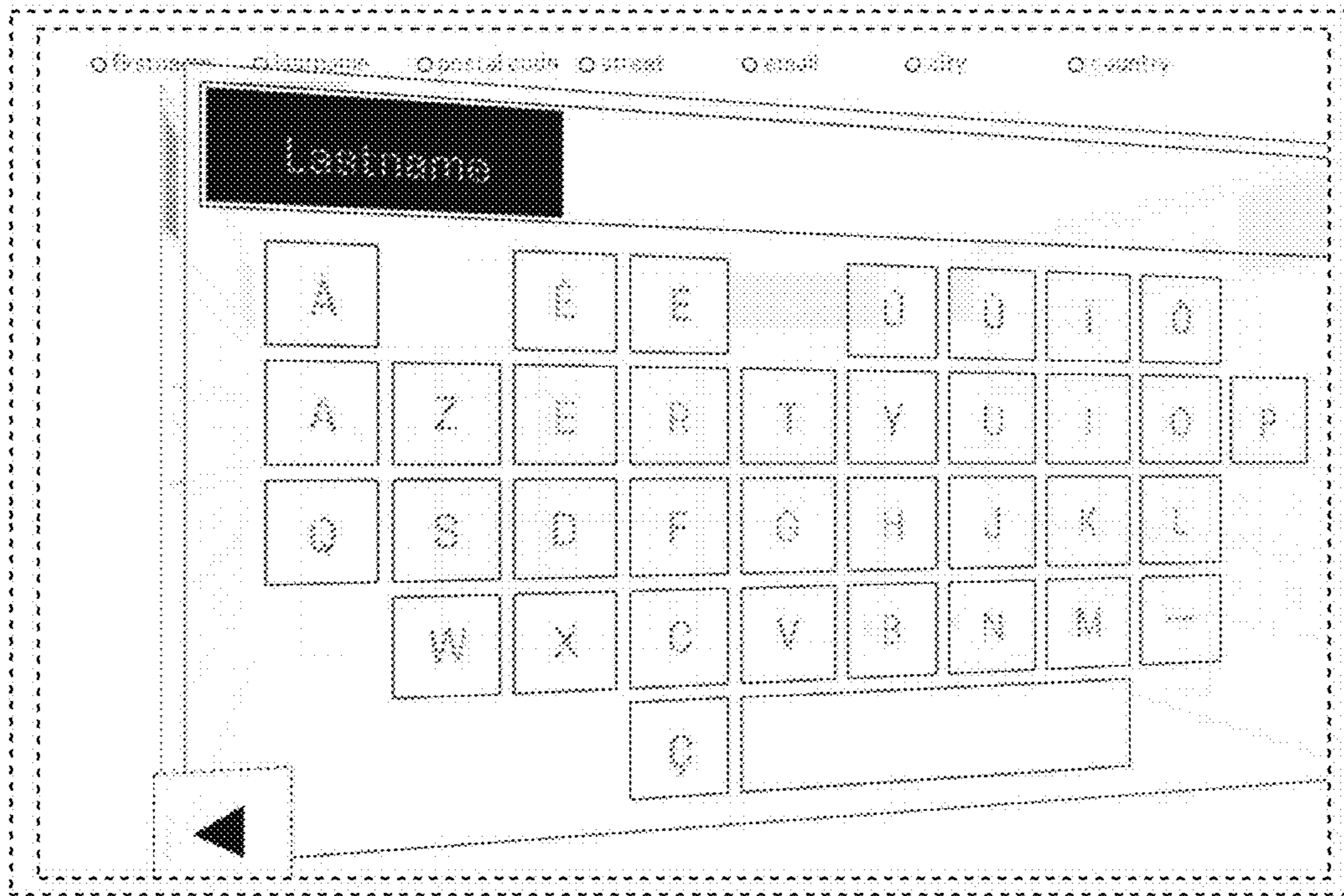


FIG. 6

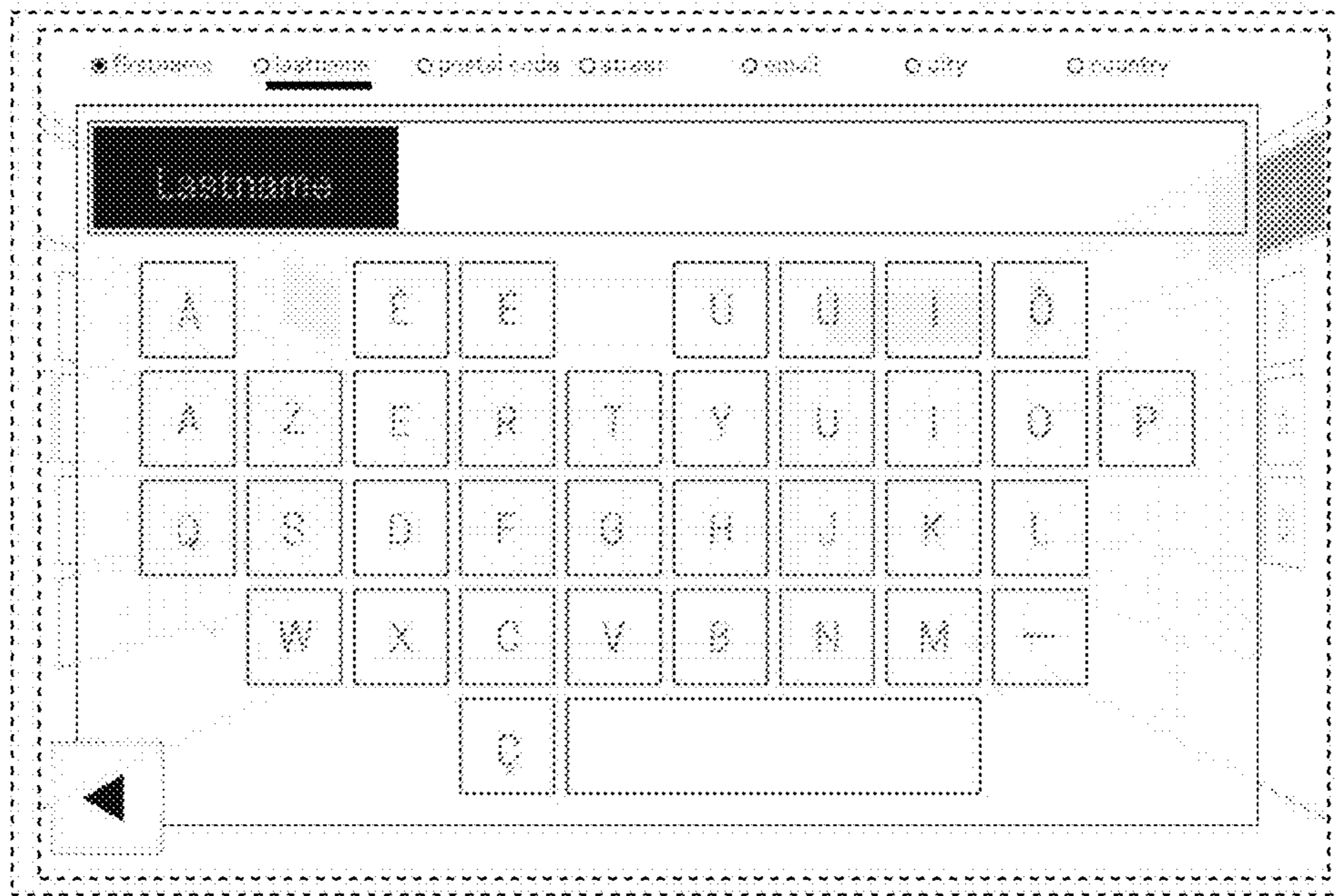


FIG. 7