

US00D795285S

(12) **United States Design Patent** (10) **Patent No.:** **US D795,285 S**
Nakaguchi et al. (45) **Date of Patent:** **** Aug. 22, 2017**

(54) **DISPLAY SCREEN WITH GRAPHICAL USER INTERFACE**

(71) Applicant: **ADP, LLC**, Roseland, NJ (US)

(72) Inventors: **Angelynn Nakaguchi**, Jackson Heights, NY (US); **Stephanie Pamela Bergman**, New York City, NY (US); **Serafin Vazquez**, New York City, NY (US); **David Derby**, New York City, NY (US)

(73) Assignee: **ADP, LLC**, Roseland, NJ (US)

(**) Term: **14 Years**

(21) Appl. No.: **29/523,616**

(22) Filed: **Apr. 12, 2015**

(51) **LOC (10) Cl.** **14-04**

(52) **U.S. Cl.**
USPC **D14/488**

(58) **Field of Classification Search**
USPC D14/485-495
CPC G06F 17/211; G06F 17/212; G06F 3/048; G06F 3/0481; G06F 3/04817; G06F 3/0482; G06F 3/0483; G06F 3/04842; G06F 3/0485; G06F 3/04855; G06F 3/0486; G06F 3/0488; G06F 3/04886; G06F 9/4443

See application file for complete search history.

(56) **References Cited**

U.S. PATENT DOCUMENTS

| | | | | | |
|------------|---|---------|------------|-------|---------|
| D531,636 S | * | 11/2006 | Hoefnagels | | D14/485 |
| D677,677 S | * | 3/2013 | Edwards | | D14/485 |
| D697,525 S | * | 1/2014 | Nishizawa | | D14/487 |
| D706,806 S | * | 6/2014 | Nishizawa | | D14/488 |

| | | | | | |
|------------|---|---------|-----------|-------|---------|
| D711,396 S | * | 8/2014 | Prajapati | | D14/485 |
| D715,317 S | * | 10/2014 | Pearce | | D14/486 |
| D720,364 S | * | 12/2014 | Park | | D14/486 |
| D726,204 S | * | 4/2015 | Prajapati | | D14/486 |
| D739,425 S | * | 9/2015 | Shawki | | D14/486 |
| D753,177 S | * | 4/2016 | Mierau | | D14/488 |
| D764,495 S | * | 8/2016 | Cartlidge | | D14/485 |

* cited by examiner

Primary Examiner — Kevin Rudzinski

Assistant Examiner — John Reickel

(74) *Attorney, Agent, or Firm* — Yee & Associates, P.C.

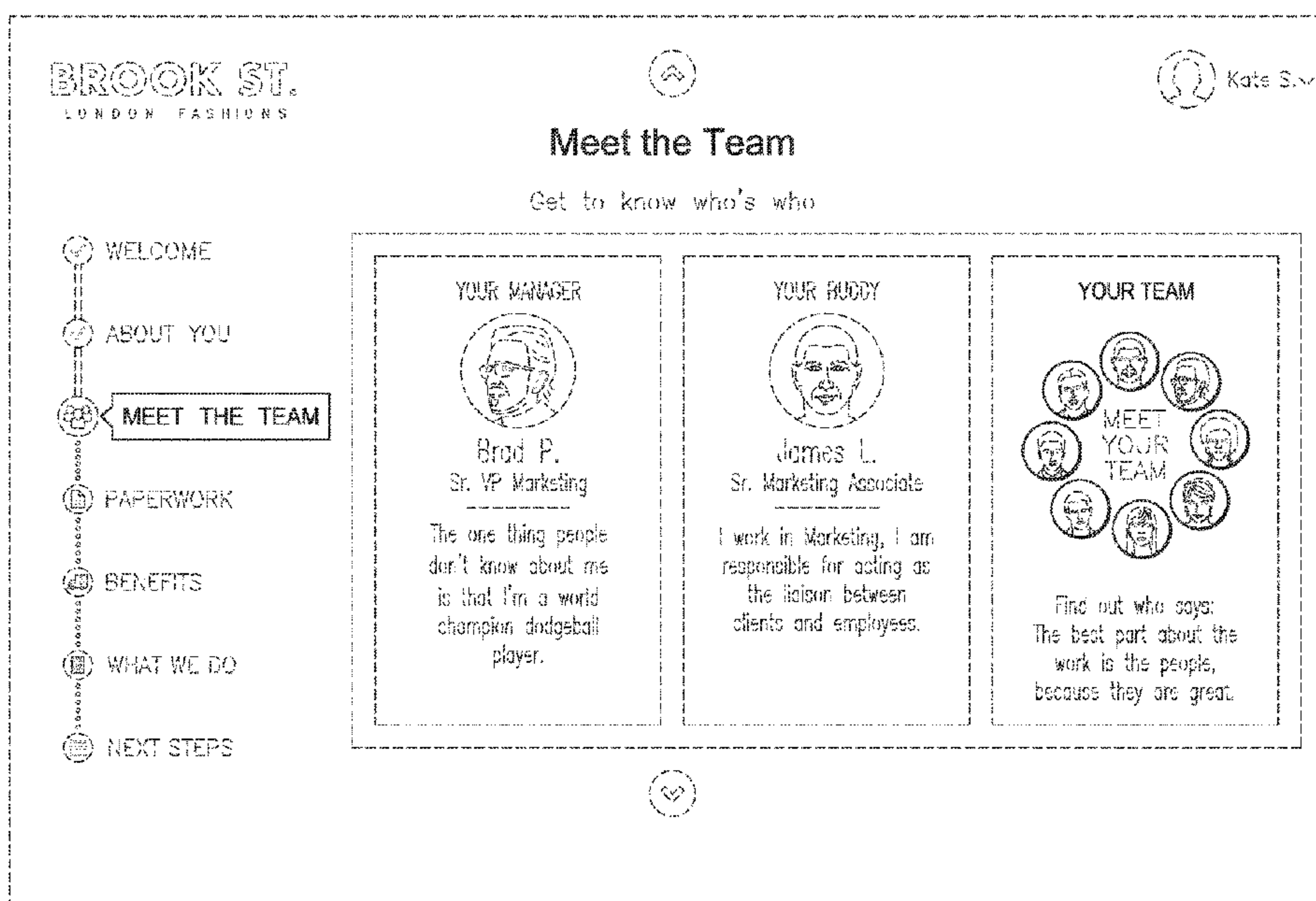
(57) **CLAIM**

The ornamental design for a display screen with graphical user interface, as shown and described.

DESCRIPTION

FIG. 1 is a front view of a first embodiment of a display screen with a graphical user interface; and, FIG. 2 is a front view of a second embodiment of a display screen with a graphical user interface. The broken line showing a display screen and graphical user interface elements is for the purpose of illustrating portions of the article and forms no part of the claim.

1 Claim, 2 Drawing Sheets



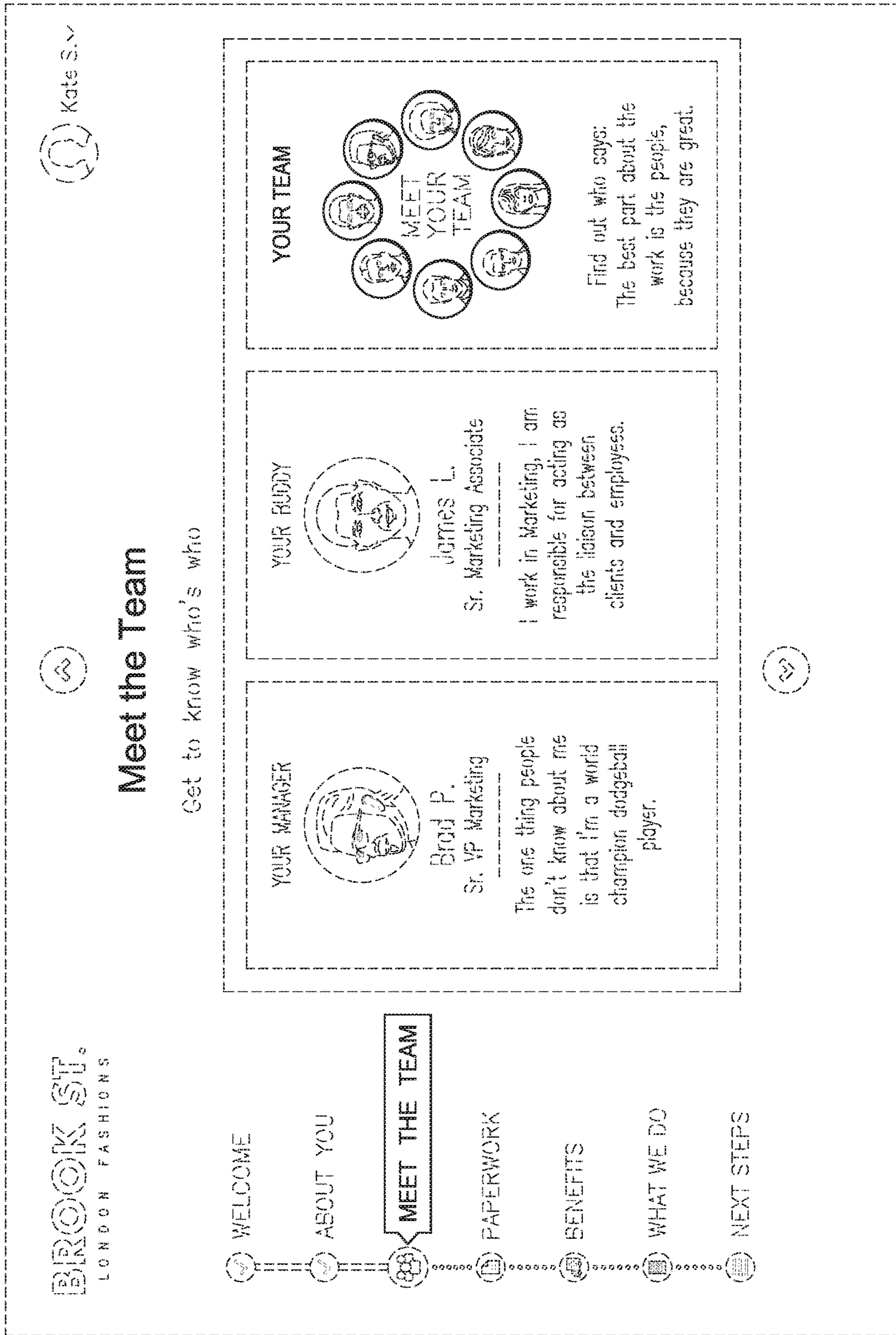


FIG. 1

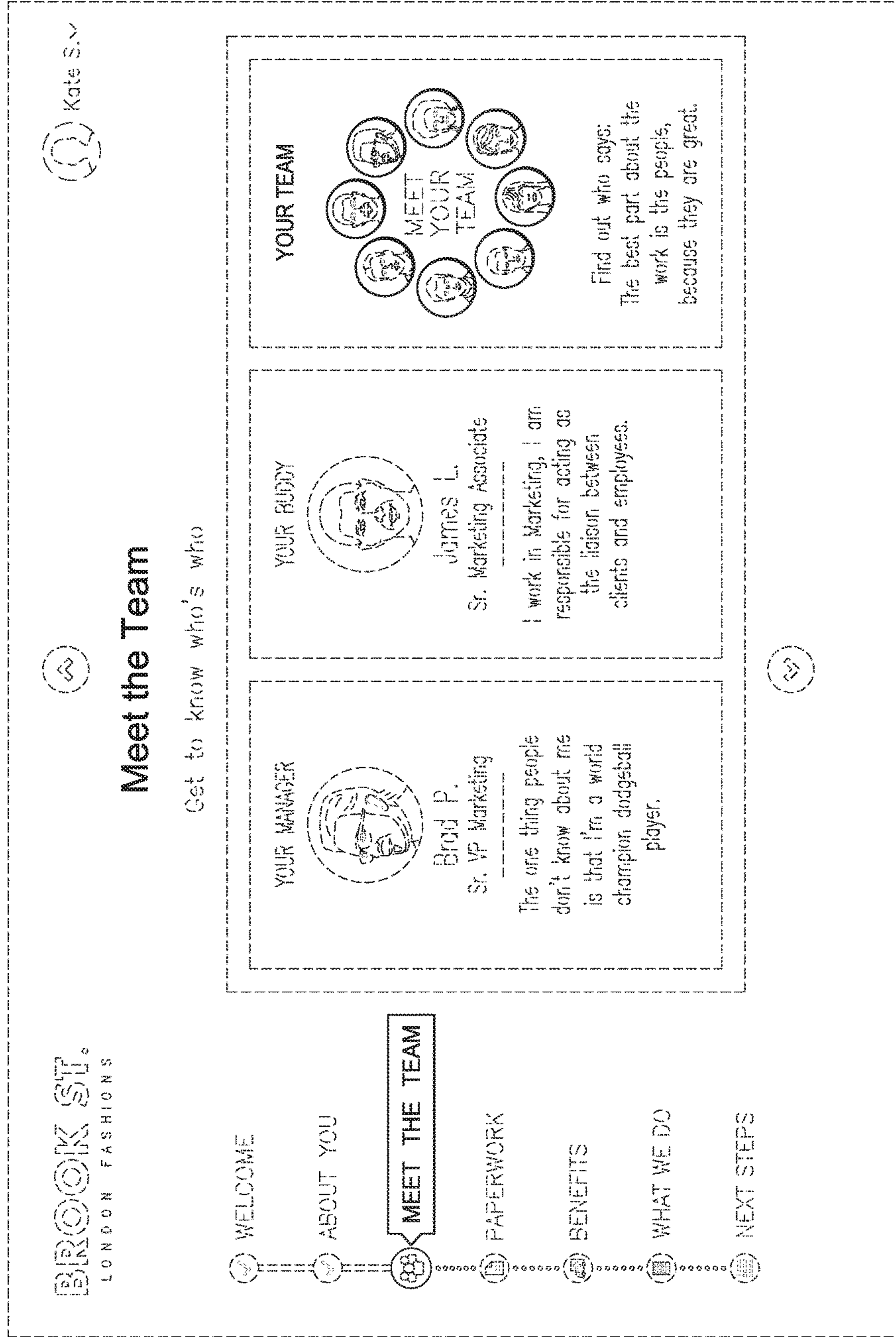


FIG. 2