

US00D795260S

(12) **United States Design Patent** (10) **Patent No.:** **US D795,260 S**
Schlossberg et al. (45) **Date of Patent:** **** Aug. 22, 2017**

- (54) **CASE FOR A HAND HELD CONTROLLER**
- (71) Applicant: **Eddie's Social Club, LLC**, New York, NY (US)
- (72) Inventors: **Edwin Schlossberg**, New York, NY (US); **Jeremiah Harris**, Greenwich, CT (US)
- (73) Assignee: **Eddie's Social Club, LLC**, New York, NY (US)

(**) Term: **15 Years**

(21) Appl. No.: **29/540,772**

(22) Filed: **Sep. 28, 2015**

(51) **LOC (10) Cl.** **14-02**

(52) **U.S. Cl.**
USPC **D14/432**

(58) **Field of Classification Search**
USPC D14/316-319, 432-439, 442, 451-454, D14/496, 495, 391, 385, 367, 356; D13/103; D18/50, 4.6, 4.5; 439/630, 439/635, 639, 160; 360/2; 235/492, 486, 235/479, 380
CPC H01M 2/0262; H01M 2/0287; H01M 2/1077; H01M 10/5075; H01M 10/5095; H01M 10/052; Y02T 10/7011
See application file for complete search history.

(56) **References Cited**

U.S. PATENT DOCUMENTS

- D465,486 S * 11/2002 Lee D14/341
- 7,688,574 B2 * 3/2010 Zadesky H04M 1/0252
361/679.21
- D704,190 S * 5/2014 Sugino D14/432
- D710,855 S * 8/2014 Akana D14/439
- D714,789 S * 10/2014 Chen D14/432
- D749,077 S * 2/2016 Akana D14/439

- D765,661 S * 9/2016 Akana D14/432
- D772,877 S * 11/2016 Akana D14/432
- D779,459 S * 2/2017 Schlossberg D14/218
- 2008/0225468 A1 * 9/2008 Huang H05K 9/0067
361/724
- 2009/0256759 A1 * 10/2009 Hill H01Q 1/243
343/702
- 2010/0061055 A1 * 3/2010 Dabov G06F 1/1626
361/679.56
- 2011/0299231 A1 * 12/2011 Gaddis, II H05K 5/023
361/679.01

* cited by examiner

Primary Examiner — Austin Murphy

(74) *Attorney, Agent, or Firm* — Law Office of Scott C Harris, Inc

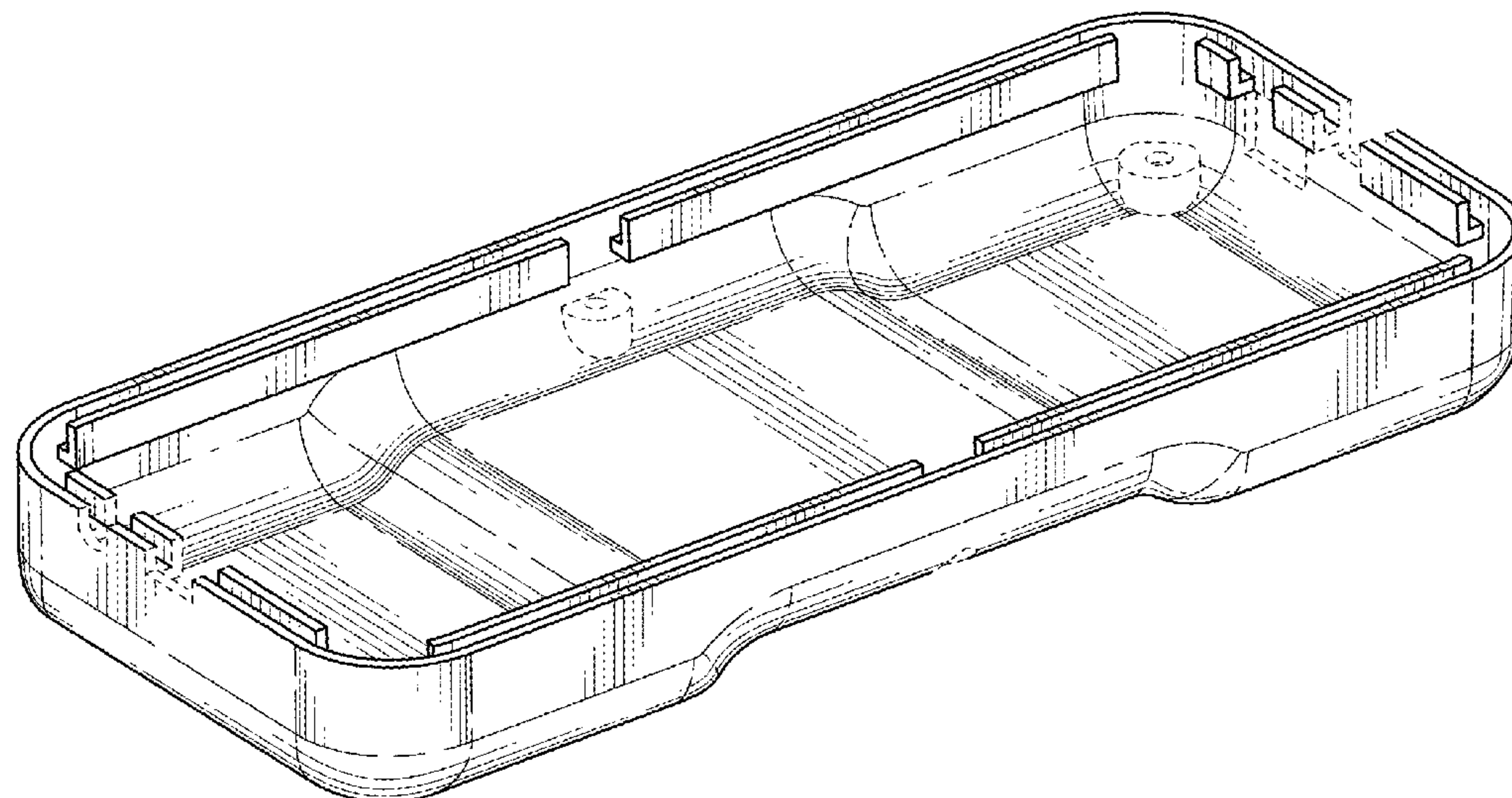
(57) **CLAIM**

We claim the ornamental design for a case for a hand held controller, as shown and described.

DESCRIPTION

FIG. 1 shows a front perspective view of the case for the hand held controller;
 FIG. 2 shows a first view of the case for the hand held controller;
 FIG. 3 shows a second view of the case for the hand held controller;
 FIG. 4 shows a first side view of the case for the hand held controller;
 FIG. 5 shows a second side view of the case for the hand held controller;
 FIG. 6 shows a bottom view of the case for the hand held controller; and,
 FIG. 7 shows a top view of the case for the hand held controller.
 The portions of the graphical user interface shown in broken lines form no part of the claimed design.

1 Claim, 3 Drawing Sheets



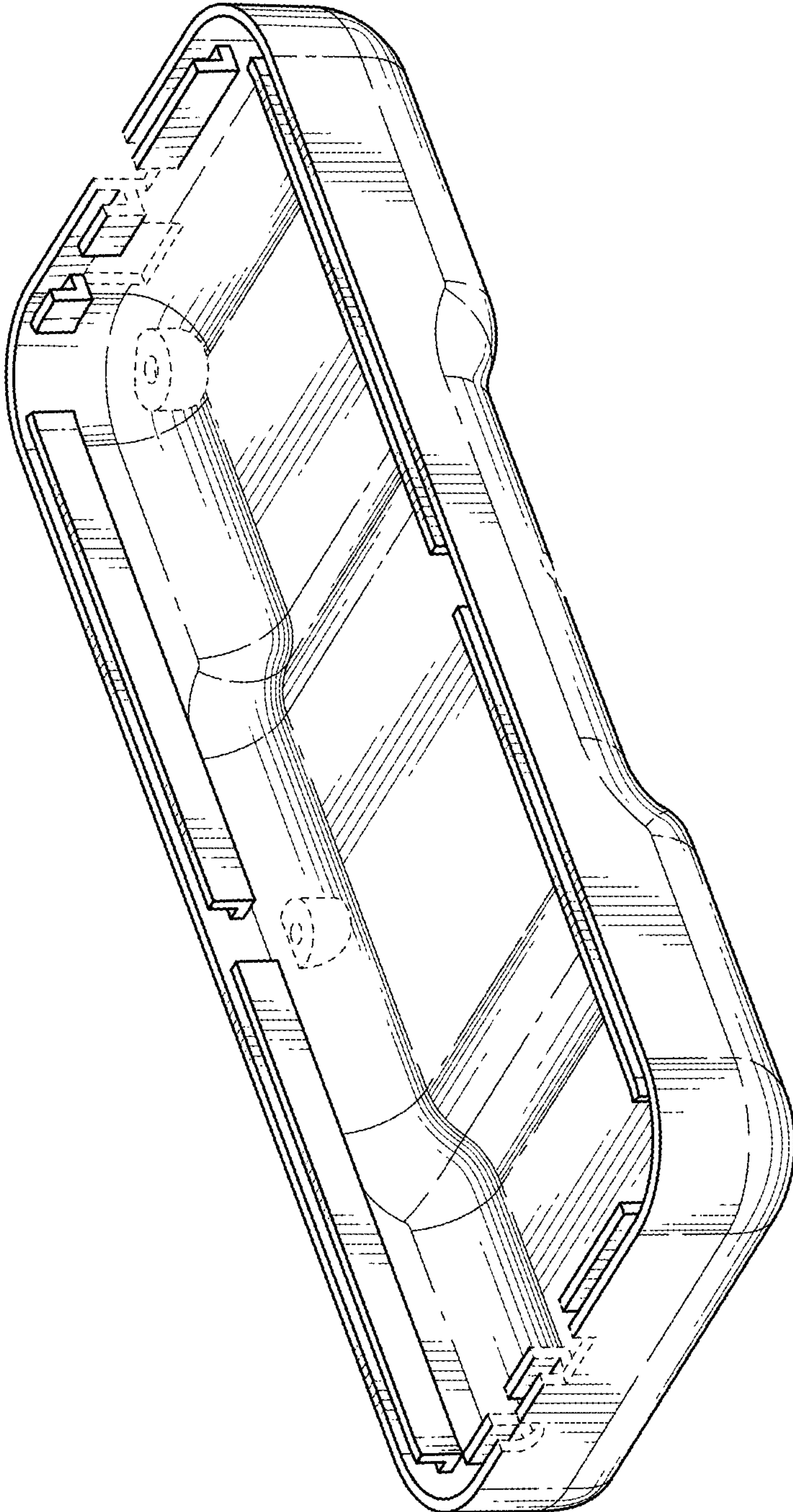


FIG. 1

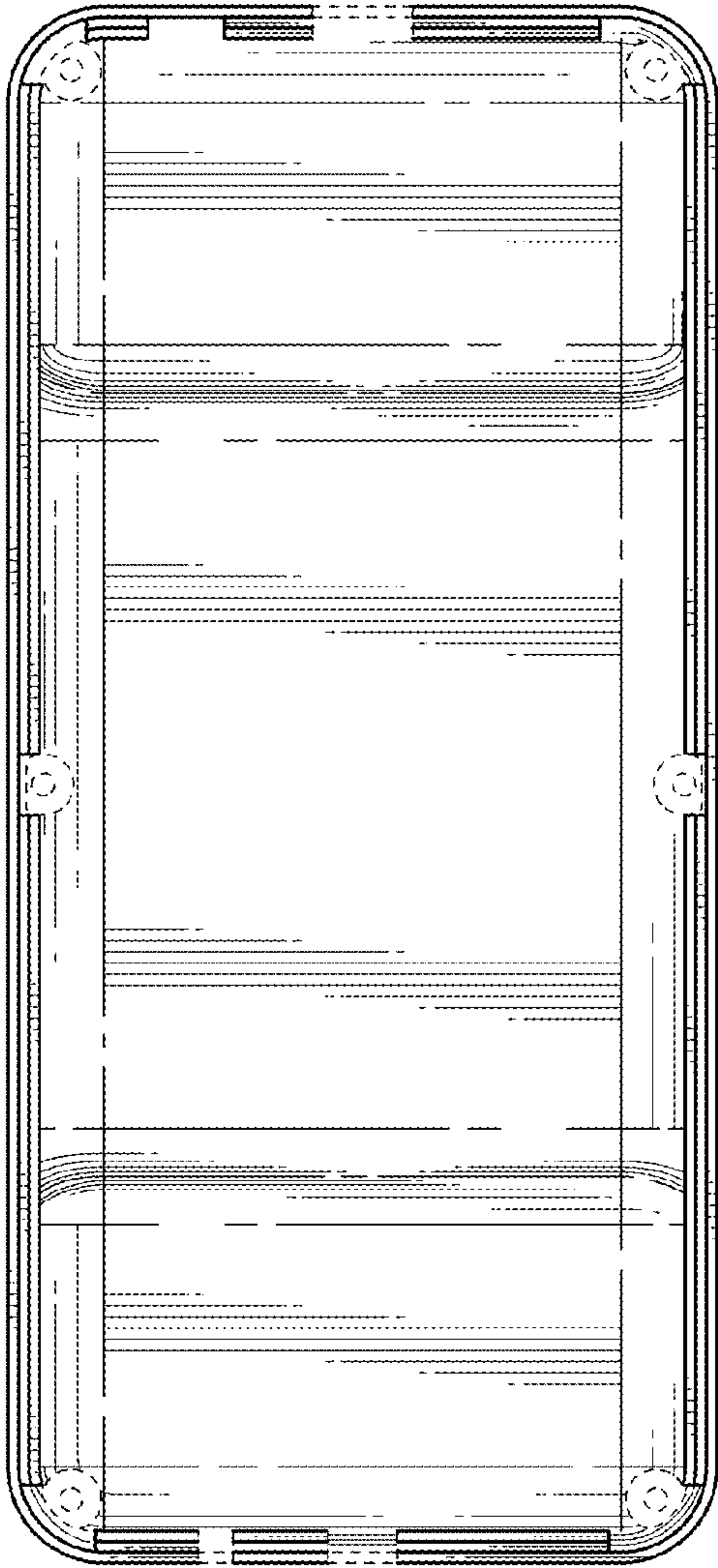


FIG. 2

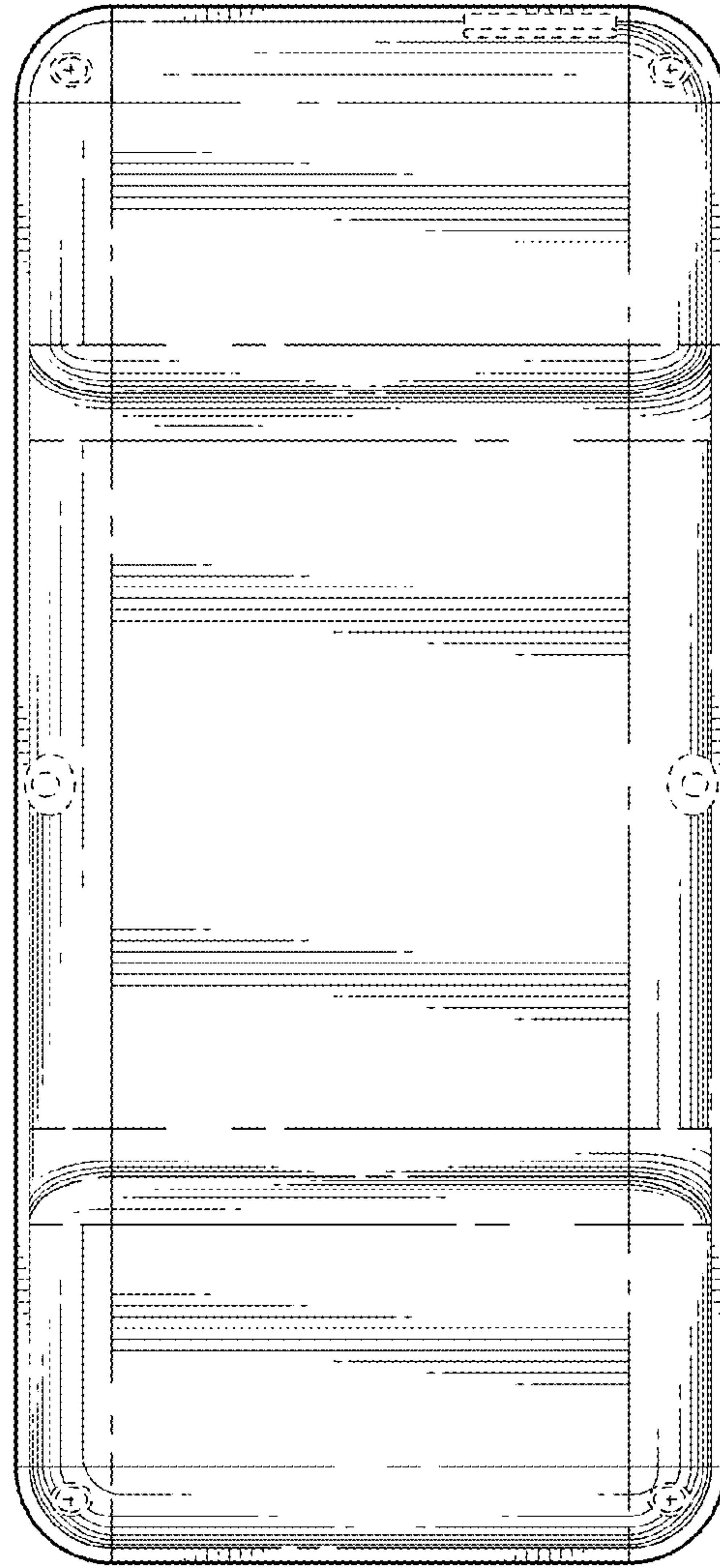


FIG. 3

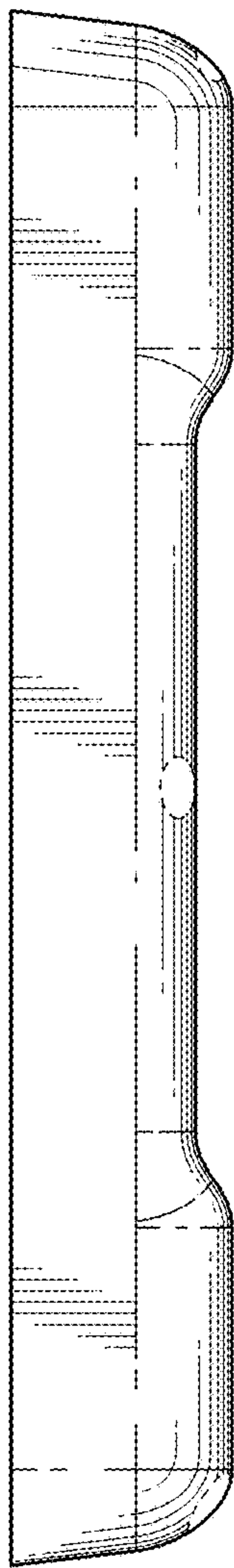


FIG. 4

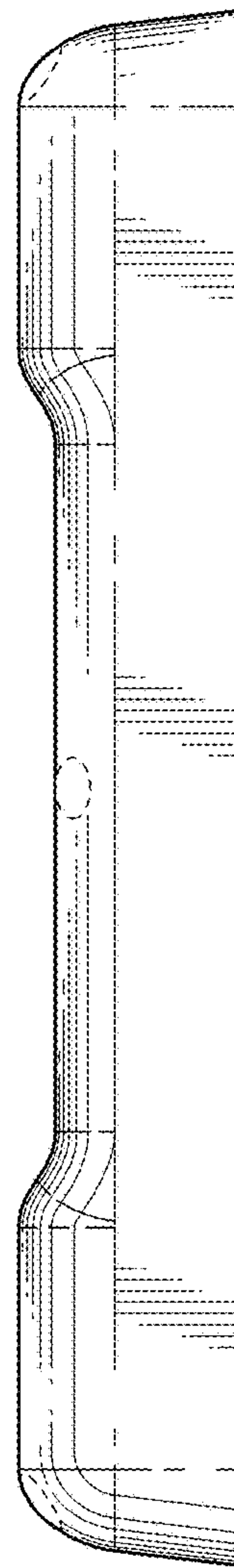


FIG. 5

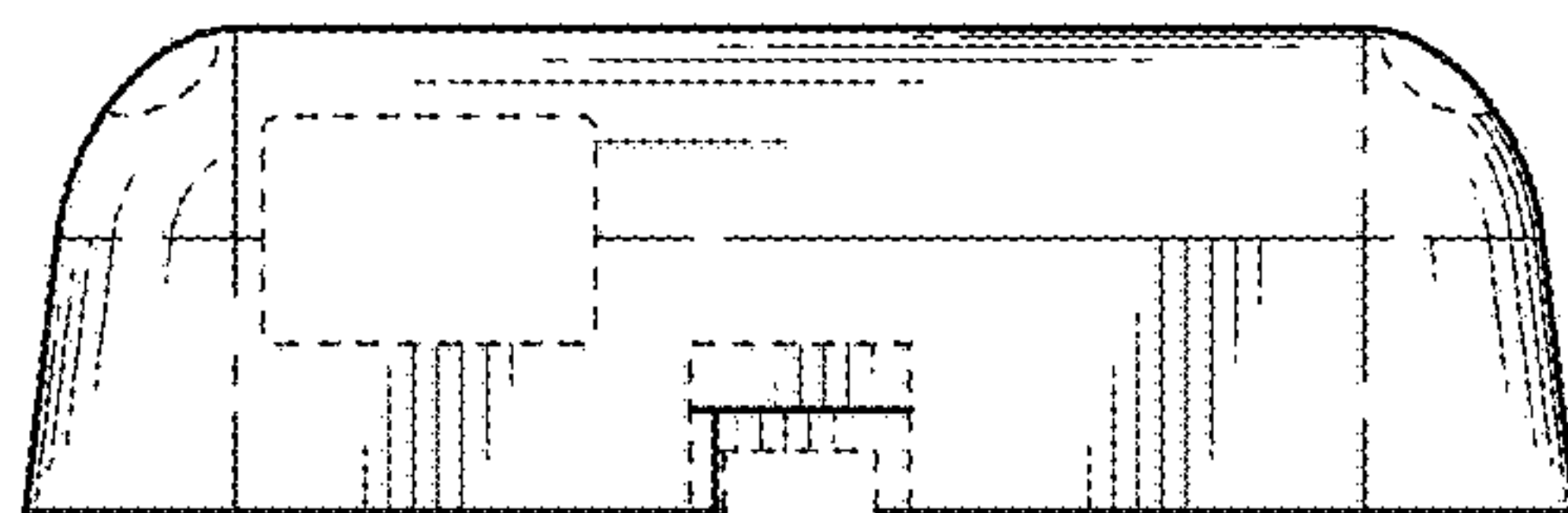


FIG. 6




FIG. 7