



US00D795248S

(12) **United States Design Patent**
Satzger et al.

(10) **Patent No.:** **US D795,248 S**

(45) **Date of Patent:** **** Aug. 22, 2017**

(54) **TABLET COMPUTER**

(71) Applicant: **Intel Corporation**, Santa Clara, CA (US)

(72) Inventors: **Douglas Satzger**, Menlo Park, CA (US); **Markus Diebel**, San Francisco, CA (US); **Joe Sung-Ho Tan**, San Francisco, CA (US)

(73) Assignee: **Intel Corporation**, Santa Clara, CA (US)

(**) Term: **15 Years**

(21) Appl. No.: **29/505,665**

(22) Filed: **Dec. 24, 2015**

(51) **LOC (10) Cl.** **14-02**

(52) **U.S. Cl.**
USPC **D14/341**

(58) **Field of Classification Search**
USPC D14/432, 447, 341-347, 138 R, 138 G, D14/248; D6/524; D19/65, 90; D18/6; D10/50, 65, 104.1
CPC F16M 11/20; F16M 13/00; A63H 33/3016; G06F 1/1613; G06F 1/1647; G06F 1/1641; G06F 3/04883; G06F 3/0486; G06F 3/04847; G06F 1/1652; H04M 1/0279; H04M 1/0281; H04M 1/0283
See application file for complete search history.

(56) **References Cited**

U.S. PATENT DOCUMENTS

D648,300 S * 11/2011 Park D14/138 G
D648,698 S * 11/2011 Suzuki D14/138 G

D673,131 S * 12/2012 Sugiyama D14/138 G
D677,660 S * 3/2013 Groene D14/341
D678,877 S * 3/2013 Groene D14/341
D680,530 S * 4/2013 Groene D14/341
D687,432 S * 8/2013 Duan D14/341
D697,043 S * 1/2014 Son D14/138 G
D704,703 S * 5/2014 Liu D14/341
D711,360 S * 8/2014 Park D14/248
D712,866 S * 9/2014 Yamagishi D14/138 G
D747,308 S * 1/2016 Myung D14/341
D751,063 S * 3/2016 Lin D14/341
D764,430 S * 8/2016 Sovertkov D14/138 G

* cited by examiner

Primary Examiner — Barbara Fox

(74) *Attorney, Agent, or Firm* — Patent Capital Group

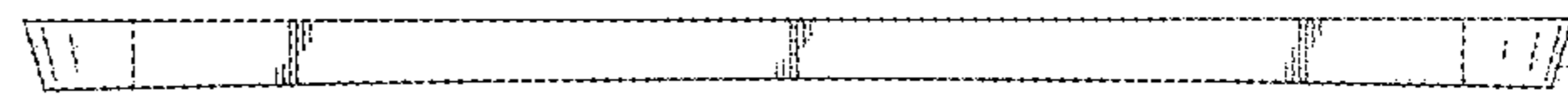
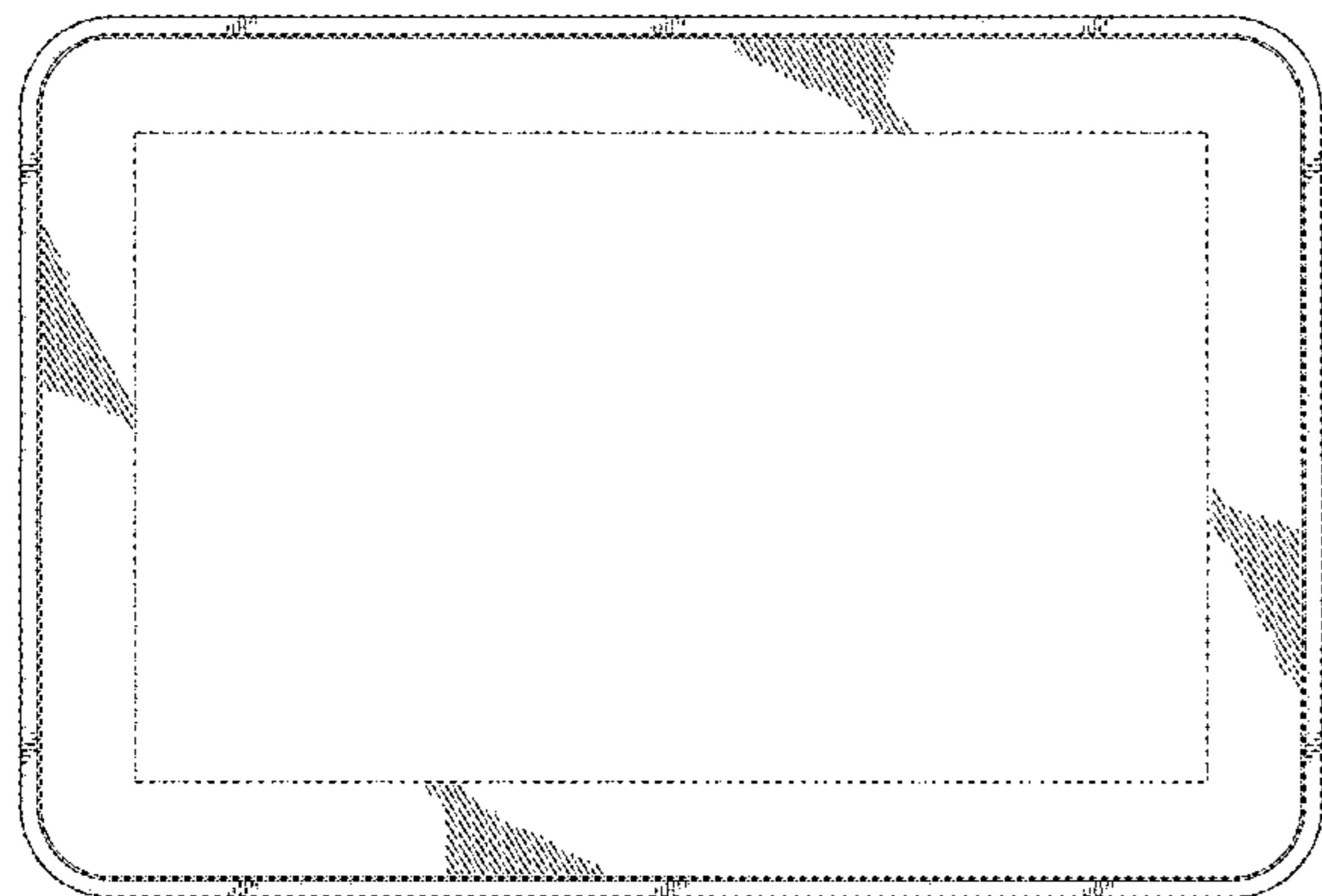
(57) **CLAIM**

The ornamental design for a tablet computer, as shown and described.

DESCRIPTION

FIG. 1 is a front perspective view of a tablet computer in accordance with the new design.
FIG. 2 is a front view thereof.
FIG. 3 is a rear view thereof.
FIG. 4 is a right side view thereof.
FIG. 5 is a left side view thereof.
FIG. 6 is a bottom view thereof.
FIG. 7 is a top view thereof; and,
FIG. 8 is a rear perspective view thereof.
The broken lines shown in the drawings represent portions of the tablet computer that form no part of the claimed design.

1 Claim, 6 Drawing Sheets



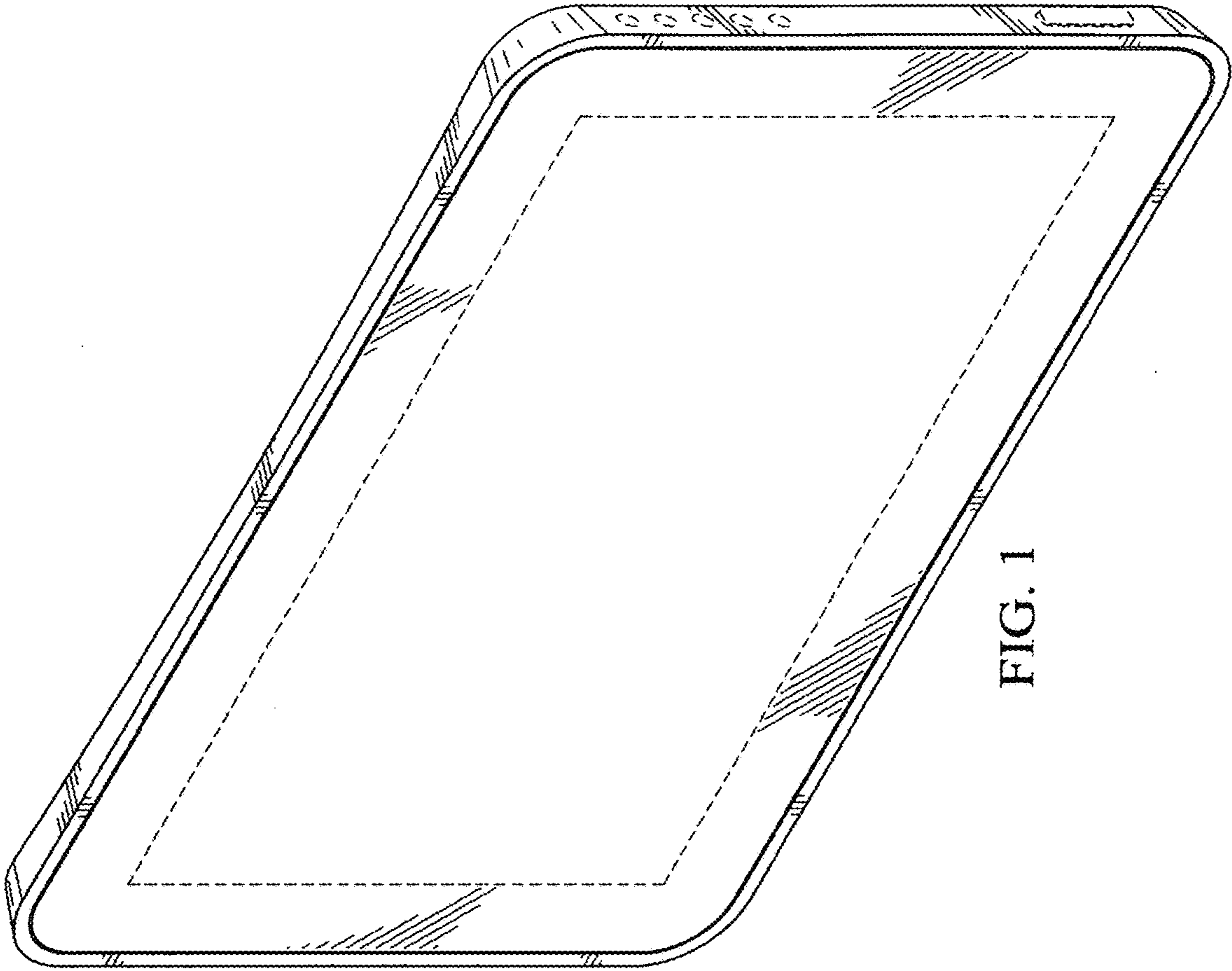


FIG. 1

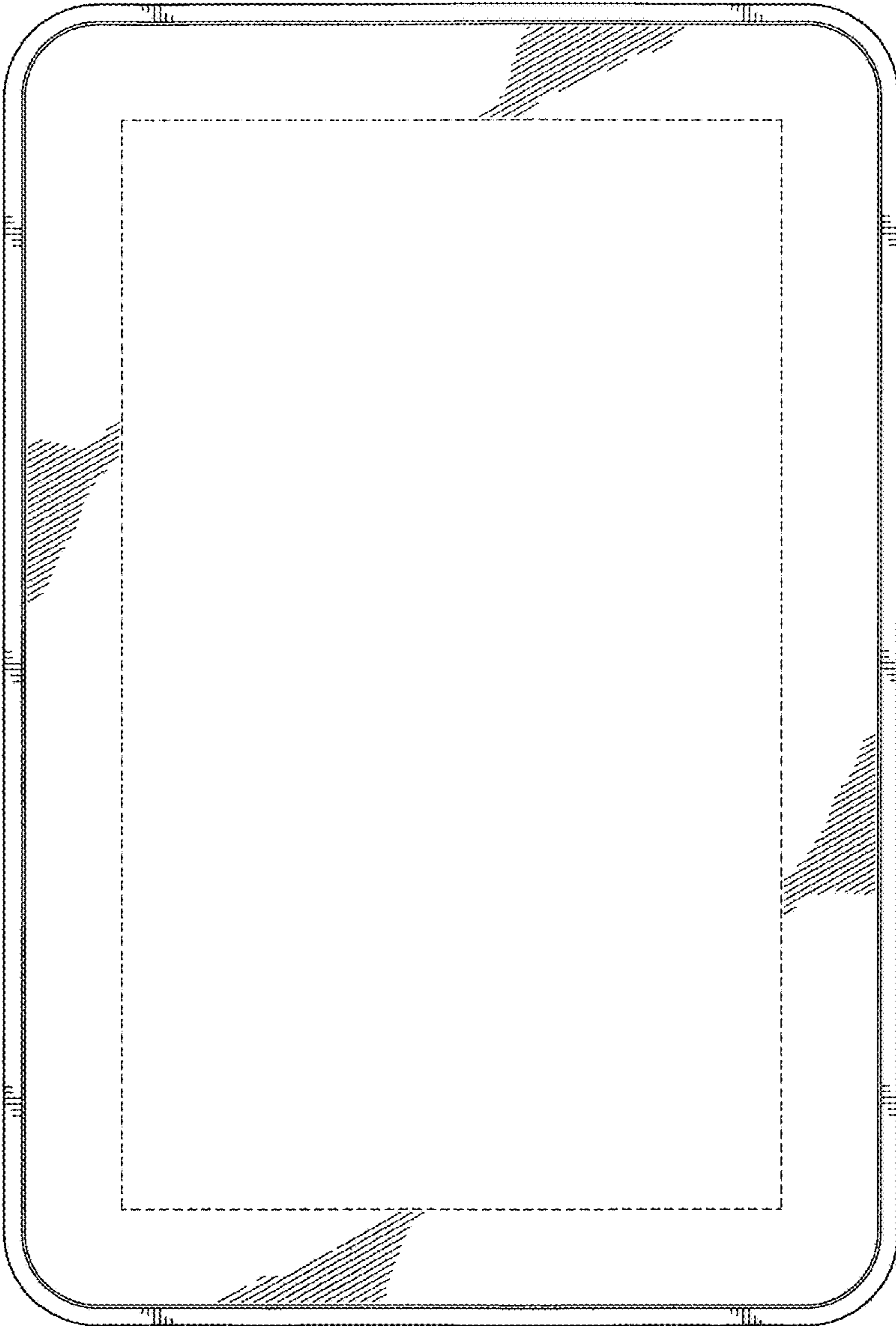


FIG. 2




FIG. 3

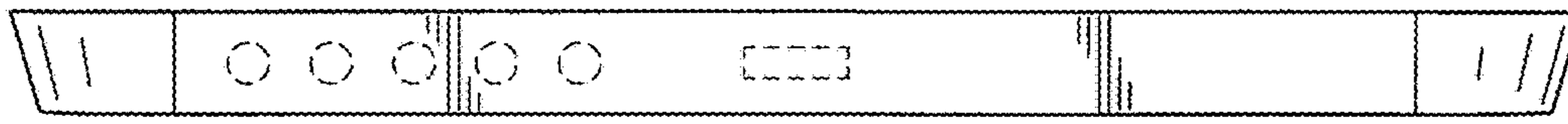


FIG. 5



FIG. 4



FIG. 6



FIG. 7

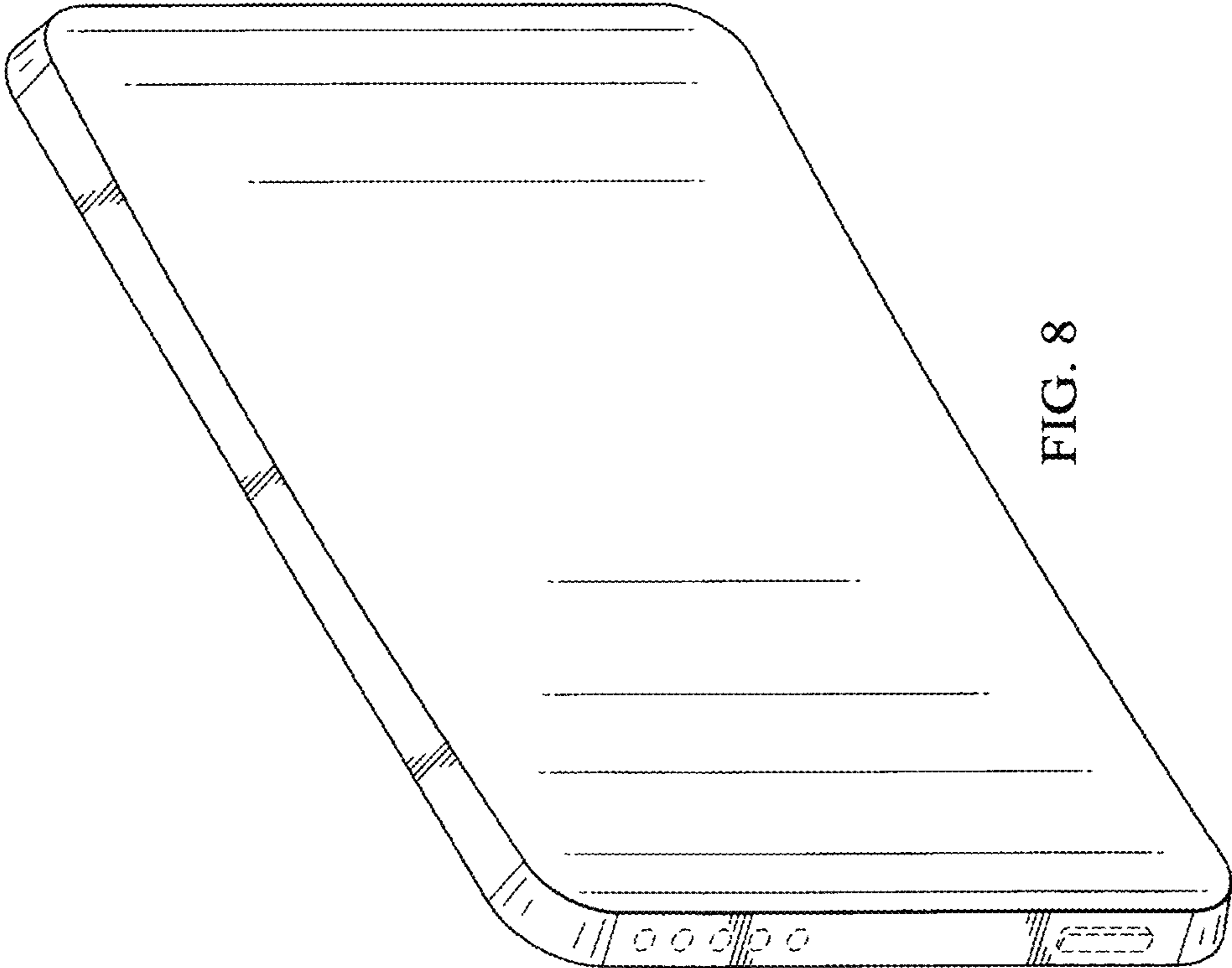


FIG. 8