



US00D795213S

(12) **United States Design Patent**
Kim et al.

(10) **Patent No.:** **US D795,213 S**

(45) **Date of Patent:** **** Aug. 22, 2017**

(54) **PORTABLE ELECTRONIC DEVICE**

(71) Applicant: **SAMSUNG ELECTRONICS CO., LTD.**, Suwon-si (KR)

(72) Inventors: **Namsu Kim**, Seoul (KR); **Dohyung Ha**, Gwangmyeong-si (KR); **Saehee Lee**, Incheon (KR); **Junghyun Kim**, Seoul (KR)

(73) Assignee: **SAMSUNG ELECTRONICS CO., LTD.**, Gyeonggi-Do (KR)

(**) Term: **15 Years**

(21) Appl. No.: **29/556,688**

(22) Filed: **Mar. 2, 2016**

(30) **Foreign Application Priority Data**

Nov. 10, 2015 (KR) 30-2015-0056612

(51) **LOC (10) Cl.** **14-03**

(52) **U.S. Cl.**
USPC **D14/138 G**

(58) **Field of Classification Search**
USPC D14/138 AA, 138 AB, 138 AC, 138 AD,
D14/138 C, 138 G, 138 R, 248, 315-318,
D14/341, 342, 345, 346, 250
CPC G06F 1/1652; G06F 1/1626; H04M 1/027;
H04M 1/0202; H04M 1/0279; H04M
1/0235; H04M 1/0237; H04M 1/0239;
H04M 1/0266; H04M 1/0268; H04M
1/0295

See application file for complete search history.

(56) **References Cited**

U.S. PATENT DOCUMENTS

D677,644 S * 3/2013 Park D14/138 G
D701,191 S * 3/2014 Suk D14/138 G
D712,405 S * 9/2014 Akana D14/341

D722,034 S * 2/2015 Lee D14/138 G
D741,830 S * 10/2015 Lee D14/138 G
D743,931 S * 11/2015 Hubbard D14/203.7
D749,567 S * 2/2016 Lee D14/203.4
D755,148 S * 5/2016 Wu D14/138 G
D770,408 S * 11/2016 Lee D14/138 G
D770,431 S * 11/2016 Lee D14/248
D775,097 S * 12/2016 Husgafvel D14/138 G
D777,699 S * 1/2017 Yuan D14/138 G
D780,710 S * 3/2017 Song D14/138 AA
D780,711 S * 3/2017 Song D14/138 G

(Continued)

OTHER PUBLICATIONS

Samsung Galaxy A9 Pro, May 2016, [online], [site visited Mar. 22, 2017]. Retrieved from <URL:http://www.gsmarena.com/samsung_galaxy_a9_pro_(2016)-pictures-7903.php>.*

(Continued)

Primary Examiner — Jeffrey D Asch

Assistant Examiner — Tracey J Bell

(74) *Attorney, Agent, or Firm* — Cantor Colburn LLP


(57) **CLAIM**

The ornamental design for a portable electronic device, as shown and described.

DESCRIPTION

FIG. 1 is a perspective view of a portable electronic device showing our new design;
FIG. 2 is a front view thereof;
FIG. 3 is a rear view thereof;
FIG. 4 is a left side view thereof;
FIG. 5 is a right side view thereof;
FIG. 6 is a top view thereof;
FIG. 7 is a bottom view thereof; and,
FIG. 8 is rear perspective view thereof.
The broken lines in the figures show portions of the portable electronic device that form no part of the claimed design.

1 Claim, 8 Drawing Sheets



(56)

References Cited

U.S. PATENT DOCUMENTS

D781,804 S * 3/2017 Park D14/138 G
2016/0234949 A1* 8/2016 Seo H04M 1/0202

OTHER PUBLICATIONS

Samsung Galaxy A7, Jan. 2017, [online], [site visited Mar. 22, 2017]. Retrieved from <URL:[http://www.gsmarena.com/samsung_galaxy_a7_\(2017\)-pictures-8335.php](http://www.gsmarena.com/samsung_galaxy_a7_(2017)-pictures-8335.php)>.*

Samsung Galaxy On8, Oct. 2016, [online], [site visited Mar. 22, 2017]. Retrieved from <URL:http://www.gsmarena.com/samsung_galaxy_on8-pictures-8367.php>.*

* cited by examiner

FIG. 1

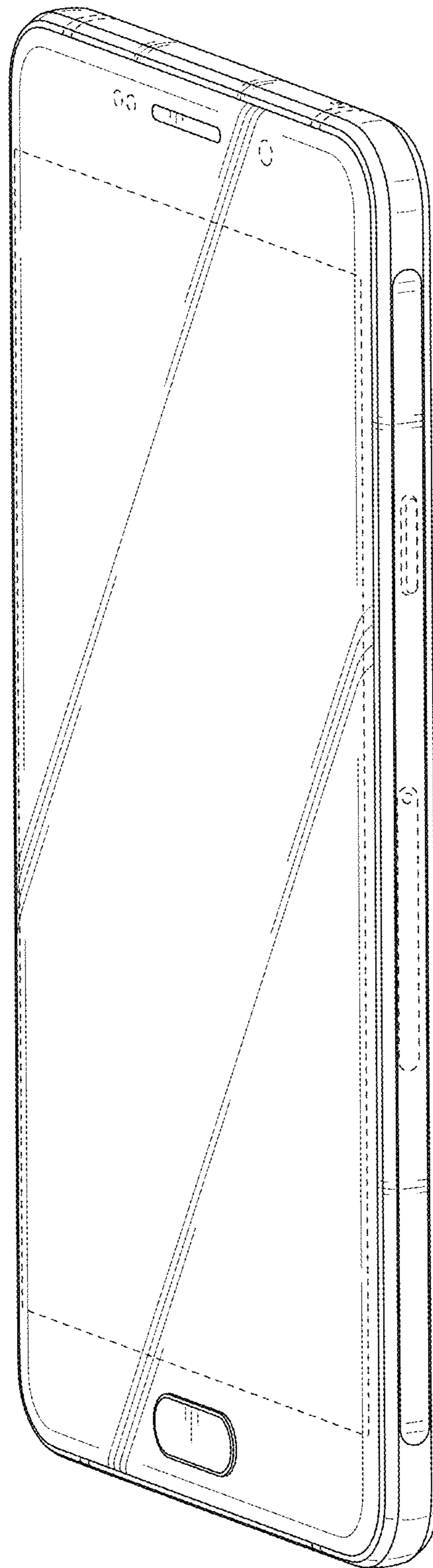


FIG. 2

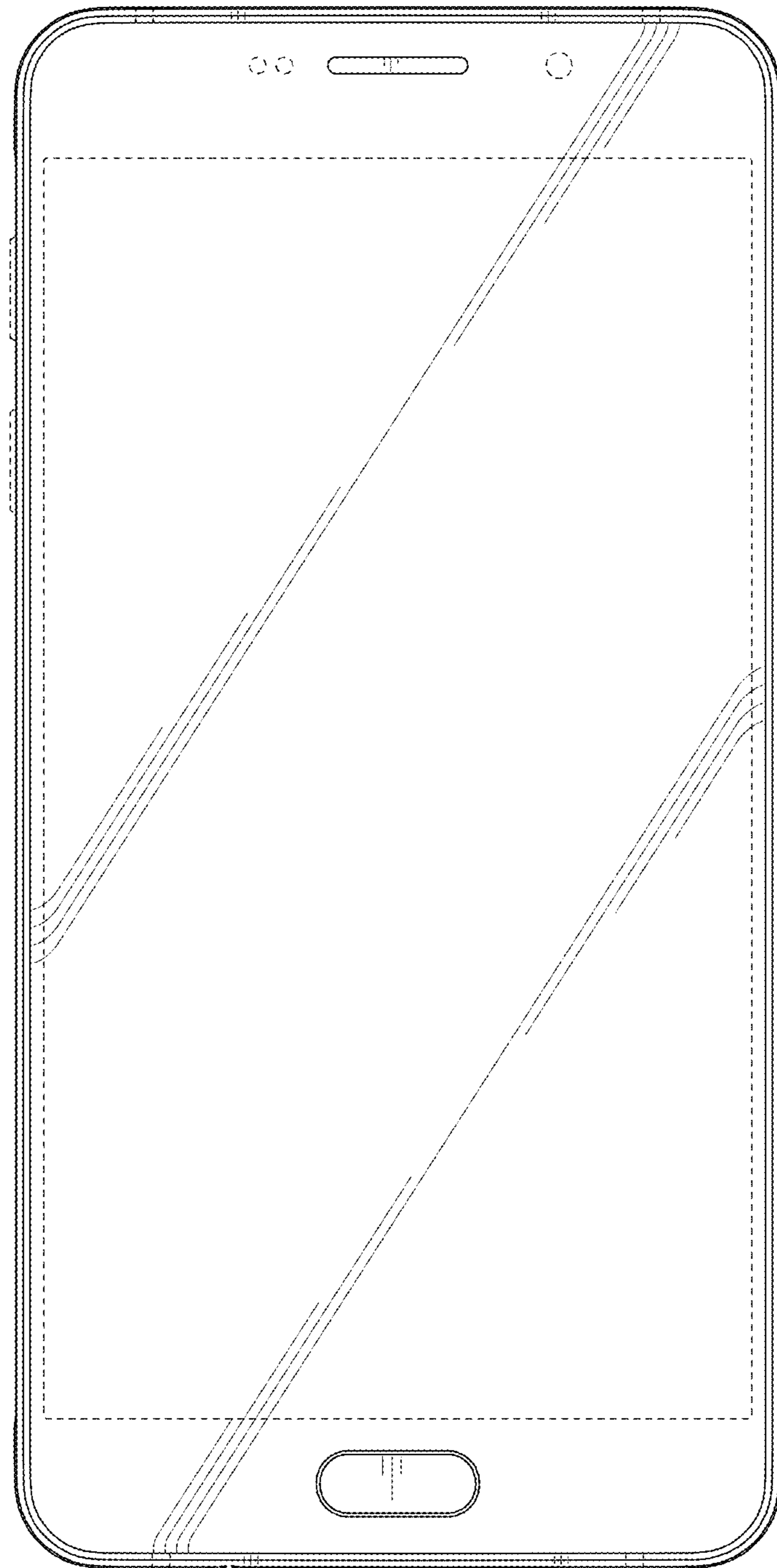


FIG. 3




FIG. 4

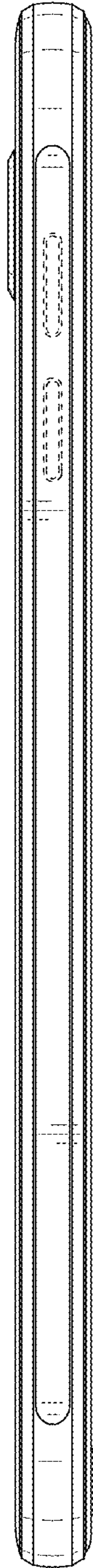


FIG. 5

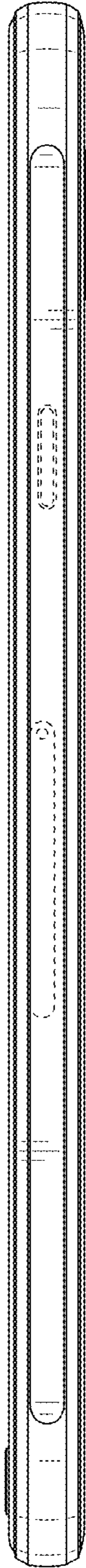


FIG. 6




FIG. 7




FIG. 8

