

US00D795139S

(12) **United States Design Patent** (10) **Patent No.:** **US D795,139 S**
Rudwal et al. (45) **Date of Patent:** **** Aug. 22, 2017**

(54) **SIDE FRAME FOR A THREE-WHEELED VEHICLE**
(71) Applicant: **BOMBARDIER RECREATIONAL PRODUCTS INC., Valcourt (CA)**
(72) Inventors: **Christopher Rudwal, Paris (FR); Jean-Philippe Crepeau, Bromont (CA); Damien Basset, St-Remy-de-Provence (FR); Maxime Dumont, Montreal (CA); Ghyslain Beland, Granby (CA)**
(73) Assignee: **BOMBARDIER RECREATIONAL PRODUCTS INC., Valcourt (CA)**
(**) Term: **15 Years**

D456,317 S * 4/2002 Nakazawa D12/117
D485,788 S * 1/2004 Guay D12/107
D496,886 S * 10/2004 Everett D12/117
D498,182 S * 11/2004 Davidson D12/117
D521,419 S * 5/2006 Mezzasalma D12/117
D527,314 S * 8/2006 Czys D12/117
D536,186 S 2/2007 Crepeau et al.
D557,646 S 12/2007 Portelance
D580,836 S 11/2008 Longpre et al.
D581,319 S 11/2008 Longpre et al.
D581,320 S 11/2008 Longpre et al.
D581,685 S 12/2008 Longpre et al.
D581,846 S 12/2008 Longpre et al.
D582,823 S 12/2008 Longpre et al.
D583,717 S * 12/2008 Brown D12/117
D584,188 S * 1/2009 Jenkins D12/85
D589,844 S * 4/2009 Aube D12/85
D591,207 S * 4/2009 Madden D12/117
D593,455 S 6/2009 Longpre et al.
D593,908 S * 6/2009 Longpre D12/107

(21) Appl. No.: **29/586,948**
(22) Filed: **Dec. 8, 2016**

Related U.S. Application Data

(62) Division of application No. 29/536,636, filed on Aug. 18, 2015.
(51) **LOC (10) Cl.** **12-11**
(52) **U.S. Cl.**
USPC **D12/117; D12/85; D12/107**
(58) **Field of Classification Search**
USPC **D12/107, 110, 114, 117, 126, 186**
CPC . **B62J 17/00; B62J 17/04; B62J 23/00; B62K 11/04**
See application file for complete search history.

(56) **References Cited**

U.S. PATENT DOCUMENTS

6,015,022 A * 1/2000 Thuliez B62D 21/04 180/210
D449,018 S * 10/2001 Musser D12/85

Primary Examiner — Darlington Ly
(74) *Attorney, Agent, or Firm* — BCF LLP


(57) **CLAIM**

The ornamental design for a side frame for a three-wheeled vehicle, as shown and described.

DESCRIPTION

FIG. 1 is a top, front, and left side perspective view of a side frame for a three-wheeled vehicle showing our new design; FIG. 2 is a left side elevation view thereof; FIG. 3 is a right side elevation view thereof; FIG. 4 is a top plan view thereof; FIG. 5 is a bottom plan view thereof; and, FIG. 6 is a rear elevation view thereof. The broken lines in the drawings illustrate an environmental structure of a three-wheeled vehicle and portions of its side frame that do not form part of the claimed design.

1 Claim, 6 Drawing Sheets



(56)

References Cited

U.S. PATENT DOCUMENTS

D593,912 S 6/2009 Longpre et al.
D596,081 S * 7/2009 Longpre D12/107
D598,328 S * 8/2009 Lambri B62K 5/05
D12/110
D603,775 S 11/2009 Longpre et al.
D611,391 S 3/2010 Bourgeois
D626,900 S 11/2010 Guay et al.
D627,263 S * 11/2010 Guay D12/110
D627,269 S 11/2010 Deluy et al.
D627,282 S 11/2010 Deluy et al.
D628,129 S 11/2010 Longpre et al.
D629,724 S 12/2010 Guay et al.
D629,726 S 12/2010 Guay et al.
D631,803 S 2/2011 Guay et al.
D656,435 S * 3/2012 Lambri B62K 5/027
D12/110
D658,095 S * 4/2012 Simon D12/117
D682,158 S * 5/2013 Canni D12/85
D689,794 S * 9/2013 Bracy D12/85
D702,166 S 4/2014 Deluy et al.
2007/0256882 A1 * 11/2007 Bedard B62K 5/027
180/312

* cited by examiner




Fig. 1

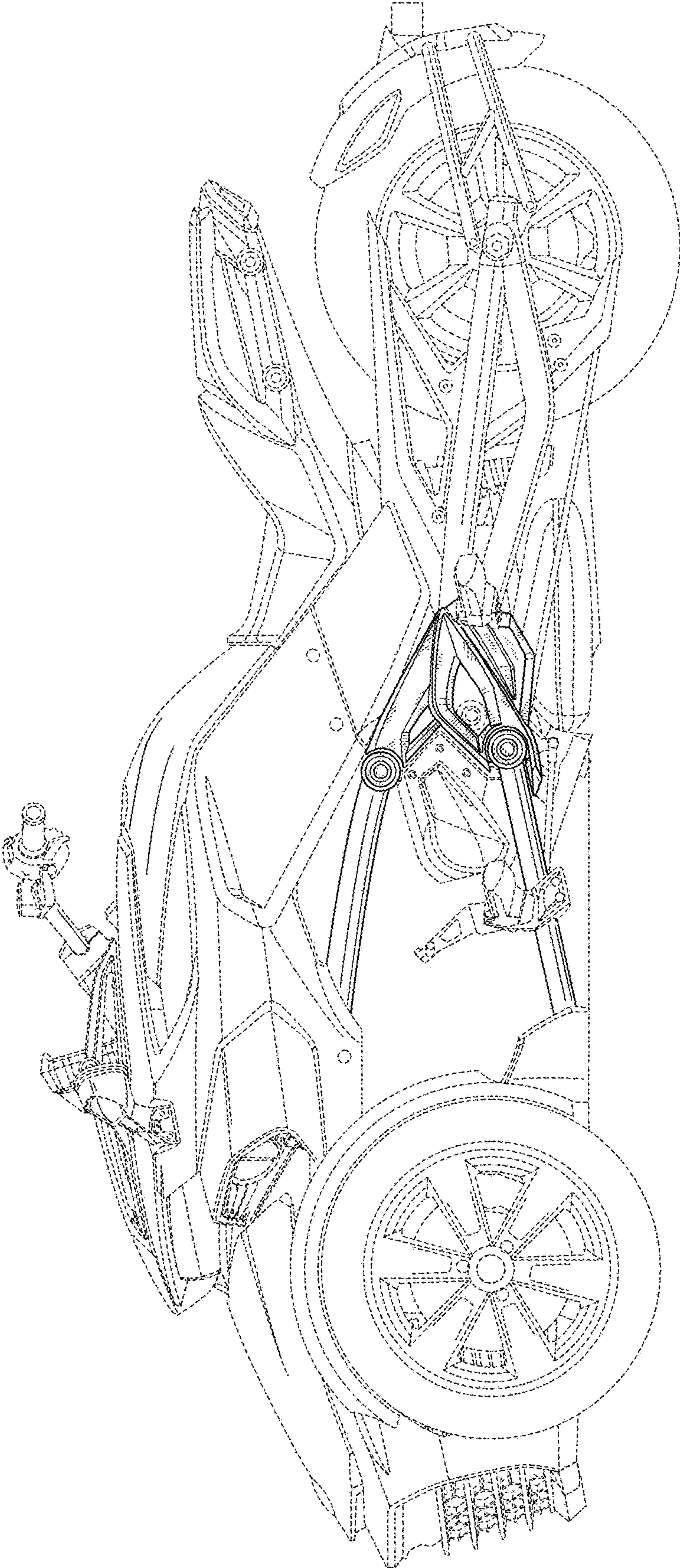


Fig.2

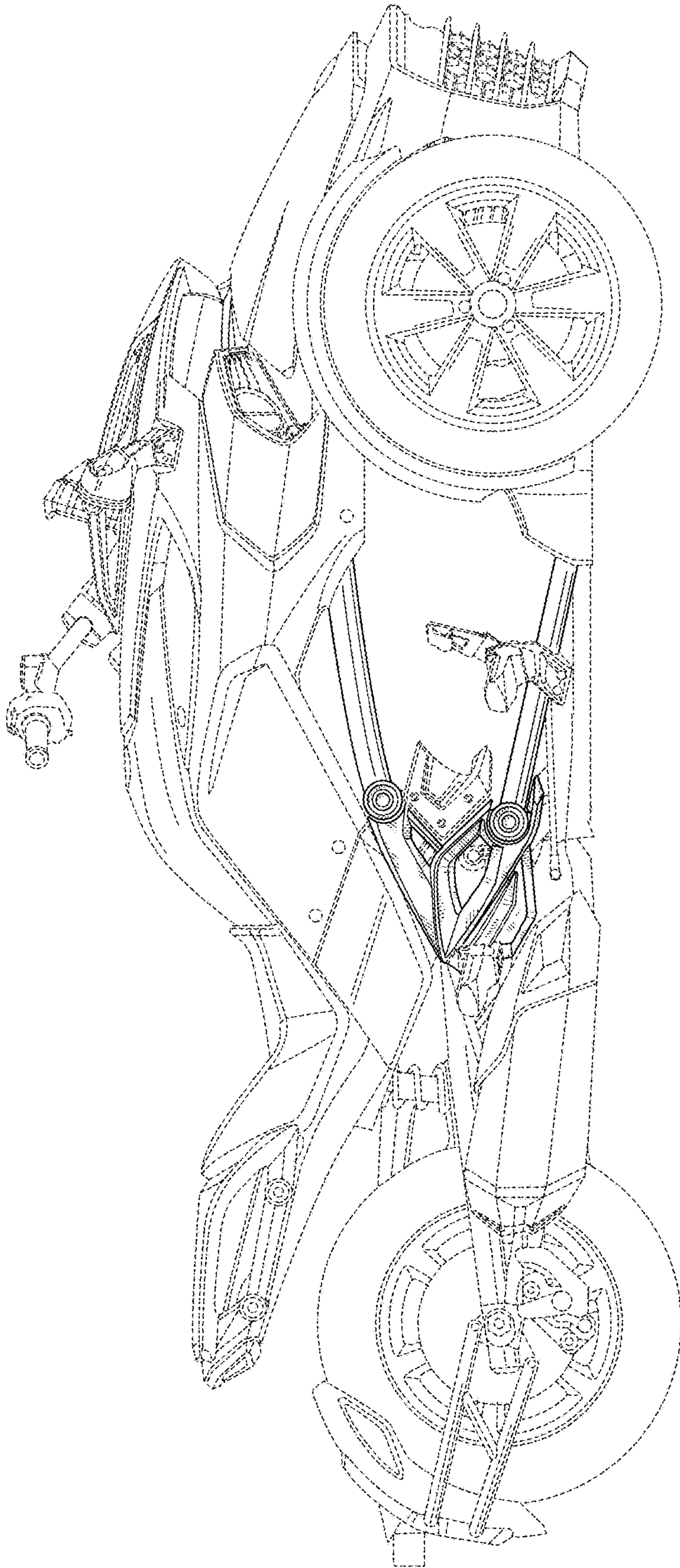


Fig. 3

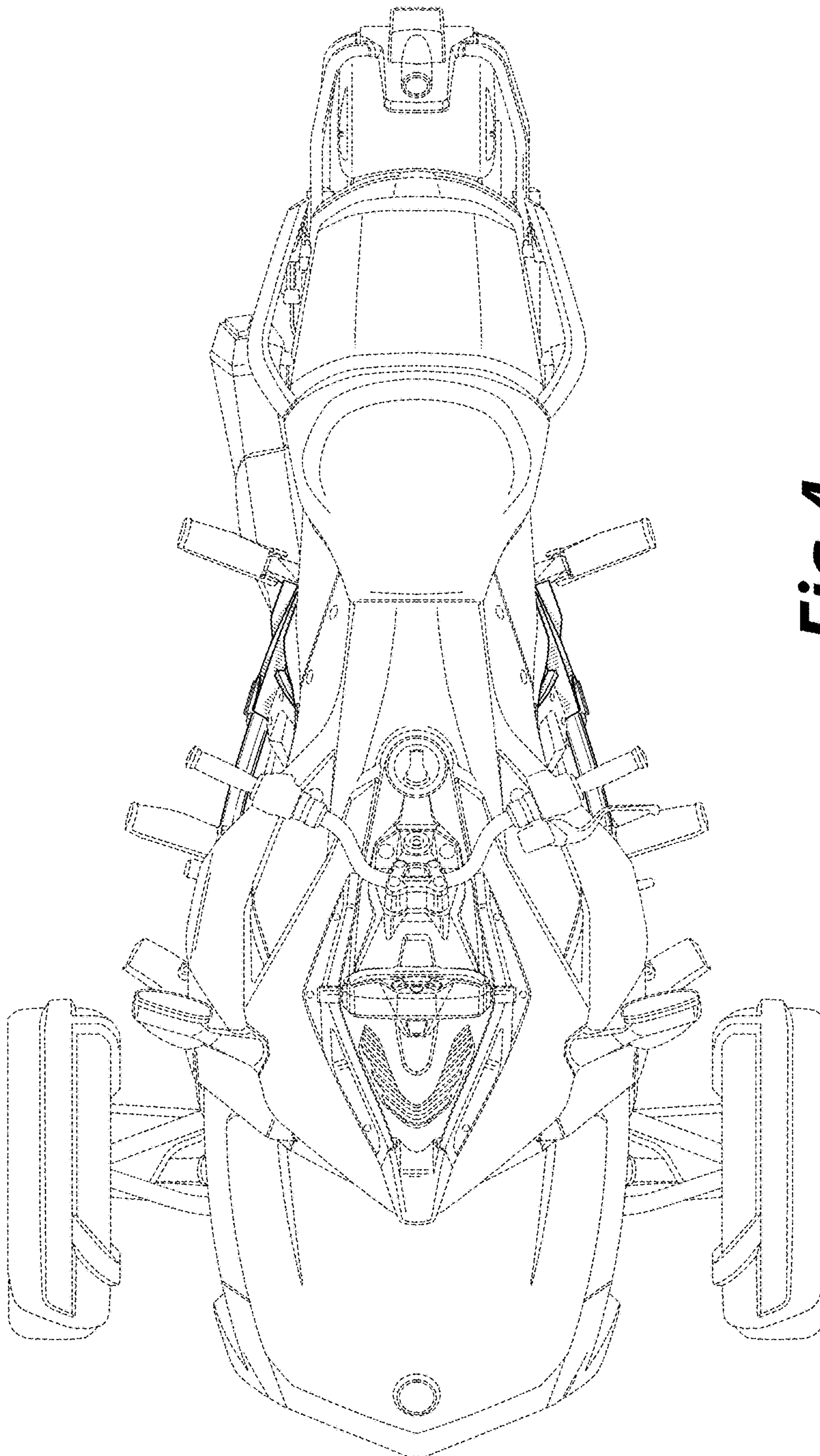


Fig.4

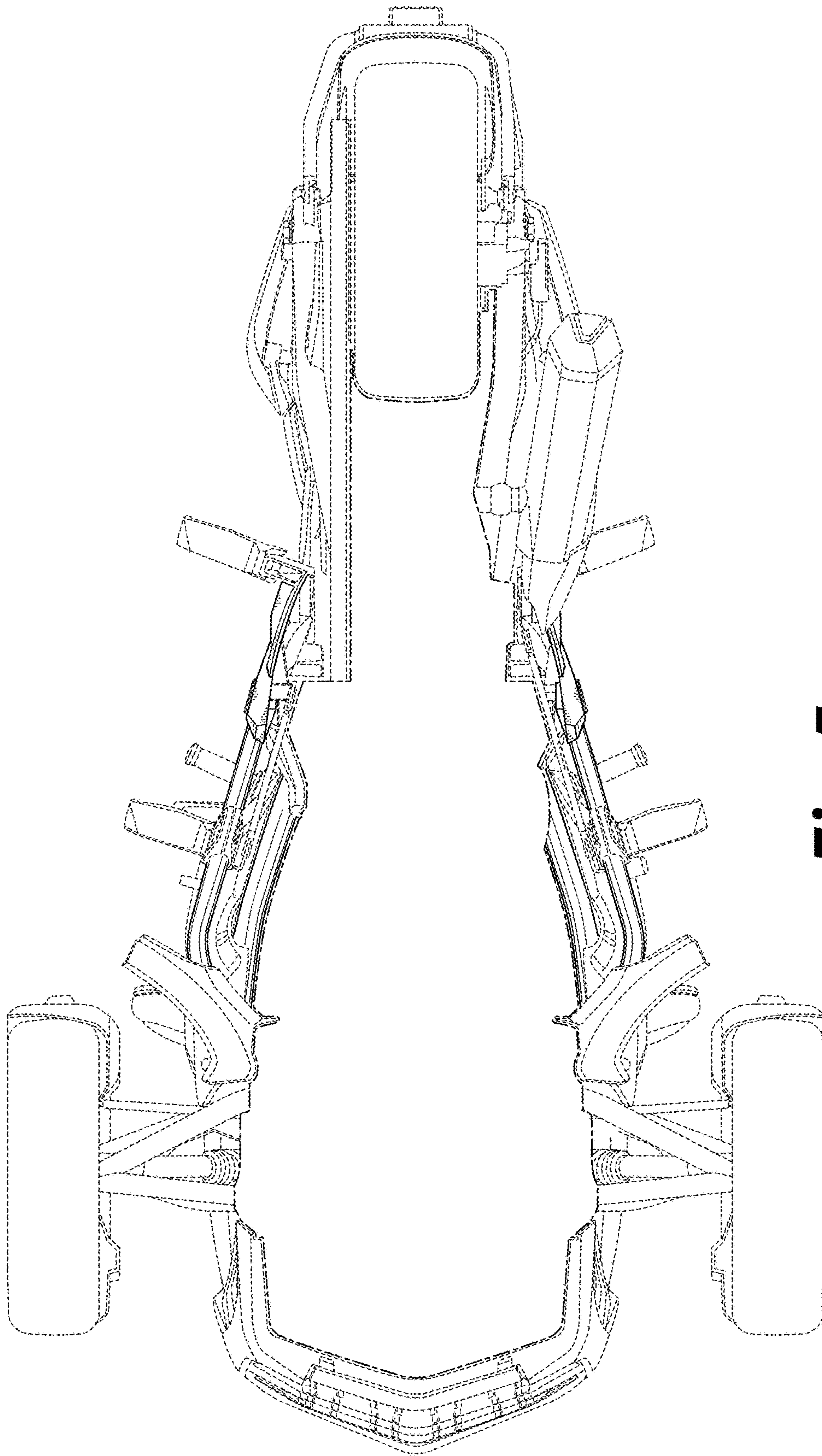


Fig.5

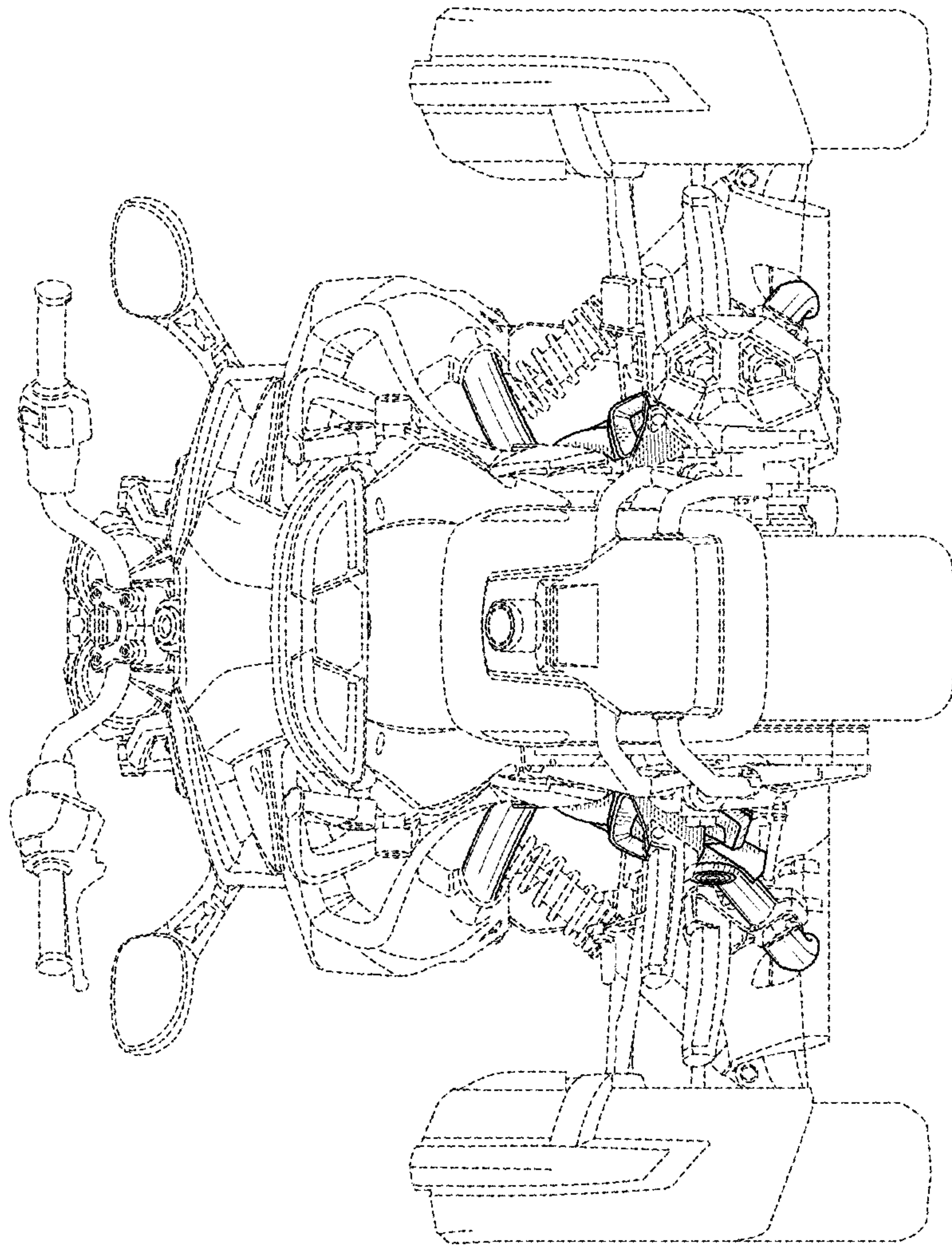


Fig.6