



US00D795133S

(12) **United States Design Patent** (10) **Patent No.:** **US D795,133 S**  
**Sagawa** (45) **Date of Patent:** **\*\* Aug. 22, 2017**

(54) **SINGLE WHEELED MOTOR VEHICLE WITH AUXILIARY WHEEL**

(71) Applicant: **HONDA MOTOR CO., LTD.**, Tokyo (JP)

(72) Inventor: **Masahiro Sagawa**, Wako (JP)

(73) Assignee: **HONDA MOTOR CO., LTD.**, Tokyo (JP)

(\*\*) Term: **15 Years**

(21) Appl. No.: **29/561,581**

(22) Filed: **Apr. 18, 2016**

(30) **Foreign Application Priority Data**

Oct. 19, 2015 (JP) ..... 2015-023047

(51) **LOC (10) Cl.** ..... **12-14**

(52) **U.S. Cl.**  
USPC ..... **D12/1**

(58) **Field of Classification Search**

USPC ..... D12/1, 107, 109, 110; D21/563, 760, D21/763, 764, 771, 779, 399, 419, 421, D21/423, 432

CPC ..... B62K 11/06; B62K 1/00; B62K 11/007; B60L 2200/14; B60L 2200/16; B60L 2200/24

See application file for complete search history.

(56) **References Cited**

**U.S. PATENT DOCUMENTS**

1,652,934 A \* 12/1927 Gillespie ..... A63B 25/04 280/205  
2,825,575 A \* 3/1958 Mickels ..... B62K 1/00 280/205

2,971,773 A \* 2/1961 McKissick ..... B62K 1/00 188/5  
D774,956 S \* 12/2016 Tanaka ..... D12/107  
D774,958 S \* 12/2016 Chen ..... D12/107  
2011/0209932 A1 \* 9/2011 Takenaka ..... B60B 19/003 180/15  
2012/0078482 A1 \* 3/2012 Takenaka ..... B62K 11/007 701/70  
2012/0173043 A1 \* 7/2012 Kobashi ..... B62J 25/00 701/1

\* cited by examiner

*Primary Examiner* — T. Chase Nelson

*Assistant Examiner* — Ania Aman

(74) *Attorney, Agent, or Firm* — Westerman, Hattori, Daniels & Adrian, LLP

(57) **CLAIM**

The ornamental design for a single-wheeled motor vehicle with auxiliary wheel, as shown and described.

**DESCRIPTION**

FIG. 1 is a front view of a single-wheeled motor vehicle with auxiliary wheel;

FIG. 2 is a rear view thereof;

FIG. 3 is a top plan view thereof;

FIG. 4 is a right side view thereof;

FIG. 5 is a front perspective view thereof as seen from the right side thereof; and,

FIG. 6 is a rear perspective view thereof as seen from a left side thereof.

The broken lines in the drawings illustrate portions of the single-wheeled motor vehicle with auxiliary wheel that forms no part of the claimed design.

**1 Claim, 3 Drawing Sheets**

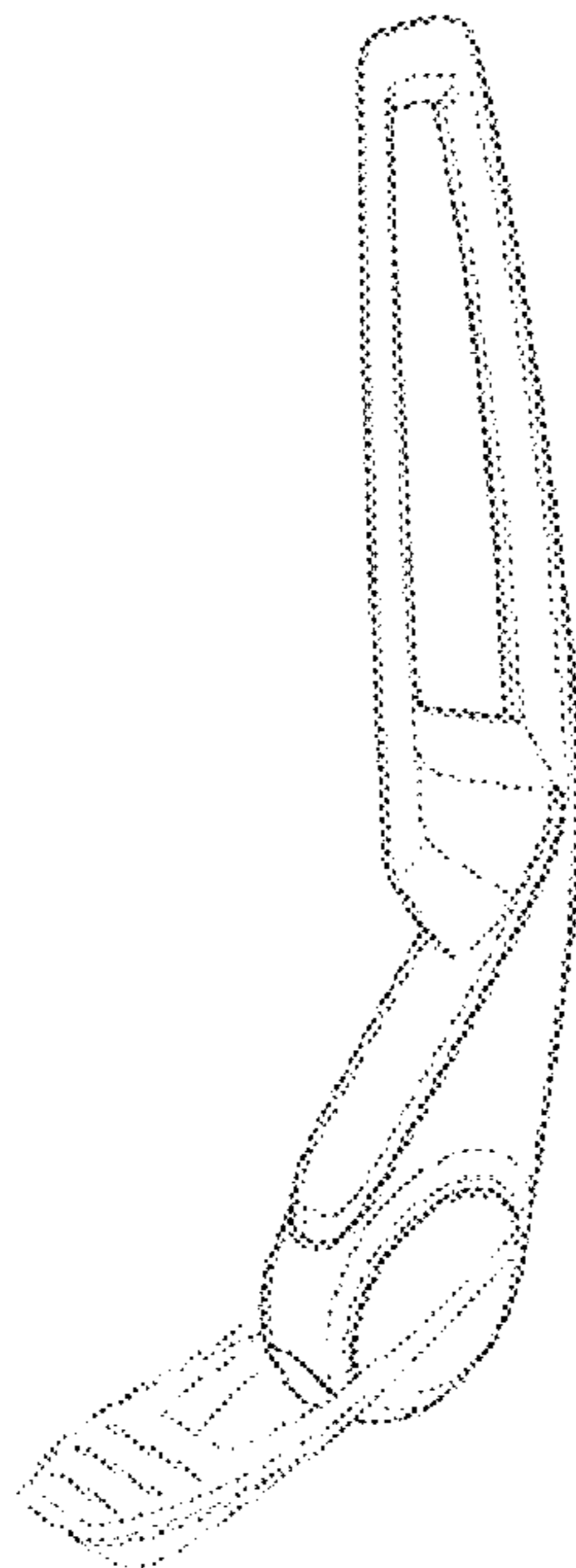


FIG.1

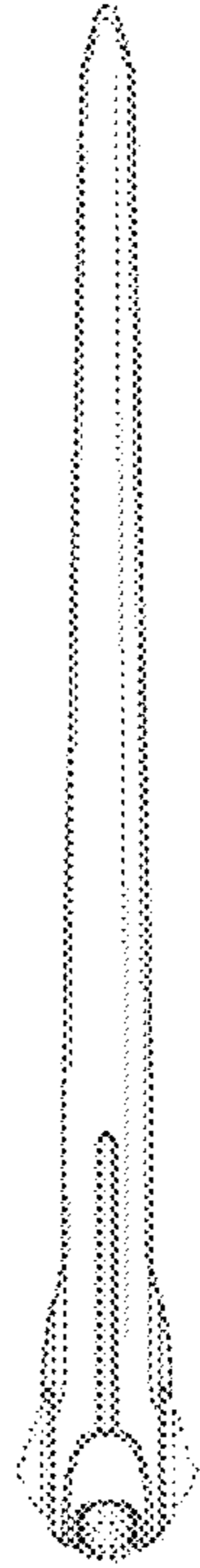


FIG.2




FIG.3



FIG.4

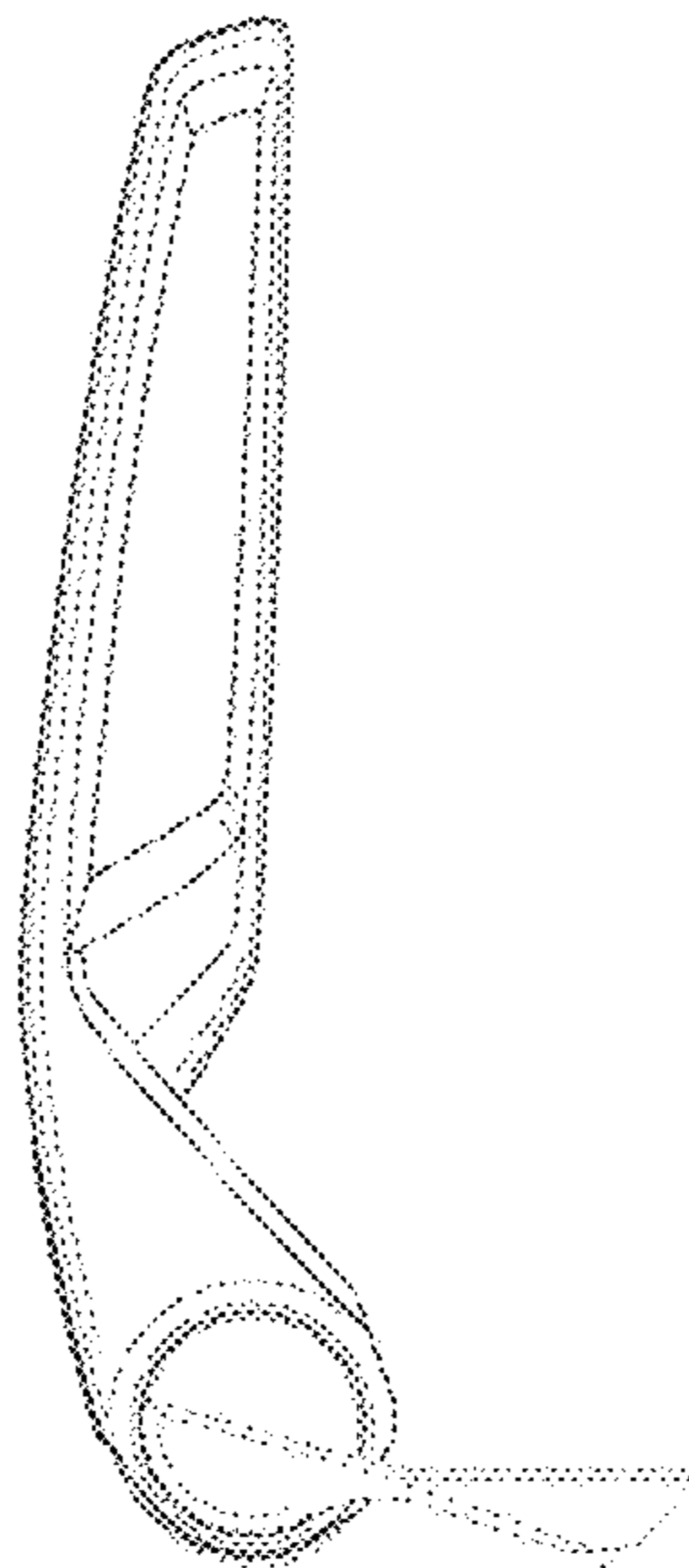


FIG.5

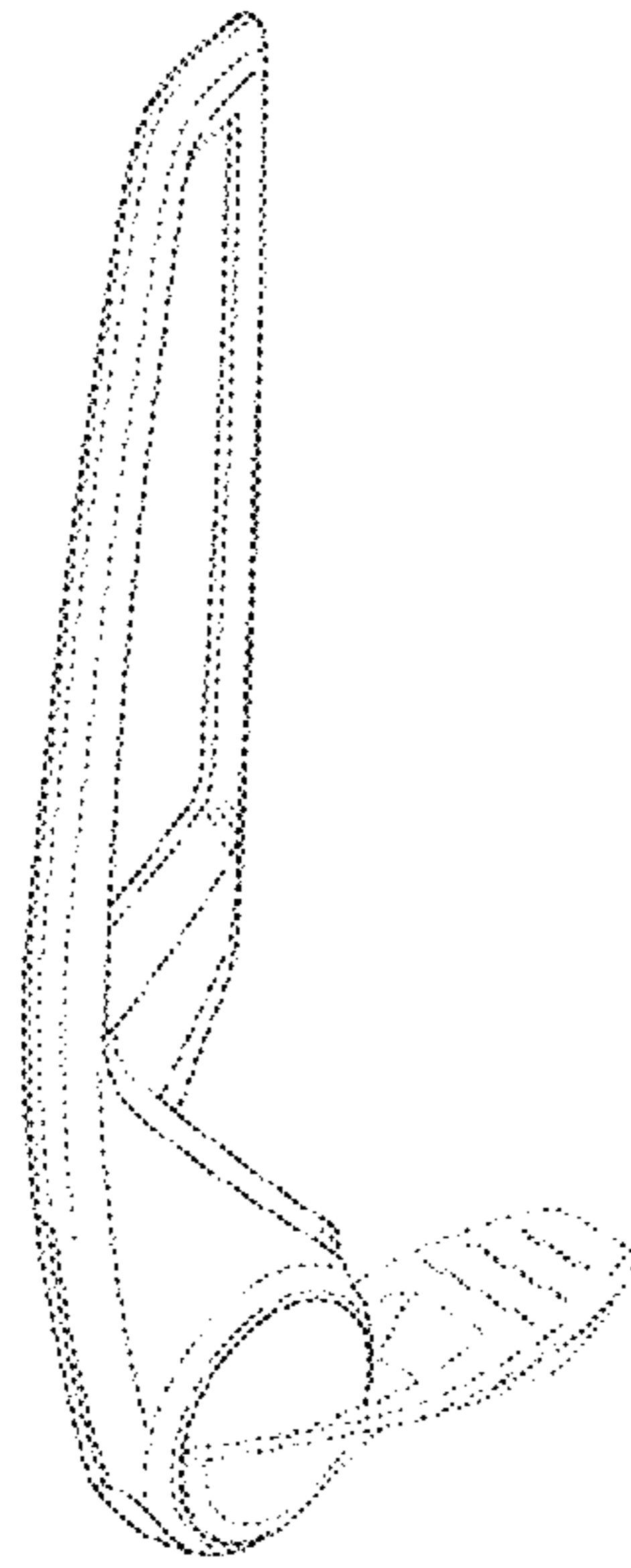


FIG.6

