



US00D795132S

(12) **United States Design Patent** (10) **Patent No.:** **US D795,132 S**  
**Dumas** (45) **Date of Patent:** **\*\* Aug. 22, 2017**

(54) **BUCKLE**

(71) Applicant: **Hermes Sellier (Societe Par Actions Simplifree)**, Paris (FR)

(72) Inventor: **Pierre-Alexis Dumas**, Paris (FR)

(73) Assignee: **Hermes Sellier (Societe Par Actions Simplifree)**, Paris (FR)

(\*\*) Term: **15 Years**

(21) Appl. No.: **29/552,396**

(22) Filed: **Jan. 21, 2016**

(30) **Foreign Application Priority Data**

Jul. 23, 2015 (WO) ..... DM/087085

(51) **LOC (10) Cl.** ..... **02-07**

(52) **U.S. Cl.**  
USPC ..... **D11/231**

(58) **Field of Classification Search**  
USPC ..... D11/200, 208, 210, 216, 231, 234,  
D11/236–238; D2/624, 627, 639  
CPC ..... A44B 11/00; A44B 11/001; A44B  
11/005–11/006; A44B 11/02; A44B 11/04;  
A44B 11/06; A44B 11/065; A44B 11/08;  
A44B 11/10; A44B 11/12; A44B 11/125;  
A44B 11/14; A44B 11/16; A44B 11/18;  
A44B 11/20; A44B 11/22; A44B 11/223;  
A44B 11/226; A44B 11/24; A44B 11/25;  
A44B 11/2503; A44B 11/258; A44B  
11/2592; A44B 11/26; A44B 11/28

See application file for complete search history.

(56) **References Cited**

U.S. PATENT DOCUMENTS

D140,270	S	*	2/1945	Sharp	.....	D2/627
D246,552	S	*	12/1977	Baughman	.....	7/151
D277,051	S	*	1/1985	Baron	.....	D11/231
D285,625	S	*	9/1986	Kirk	.....	D11/208
D585,181	S	*	1/2009	Mouquet	.....	D2/627
D613,201	S	*	4/2010	Orr	.....	D11/231
2009/0151132	A1	*	6/2009	Rotunno, Jr.	.....	A44B 11/001 24/164

\* cited by examiner

*Primary Examiner* — George D Kirschbaum

*Assistant Examiner* — Joseph Kukella

(74) *Attorney, Agent, or Firm* — Foley & Lardner LLP


(57) **CLAIM**

I claim the ornamental design for a buckle, as shown and described.

**DESCRIPTION**

FIG. 1 is a front perspective view of a buckle of the claimed design;  
 FIG. 2 is a front elevational view of the buckle shown in FIG. 1;  
 FIG. 3 is a rear elevational view of the buckle shown in FIG. 1;  
 FIG. 4 is a right side elevational view of the buckle shown in FIG. 1;  
 FIG. 5 is a left side elevational view of the buckle shown in FIG. 1;  
 FIG. 6 is a top plan view of the buckle shown in FIG. 1; and,  
 FIG. 7 is a bottom plan view of the buckle shown in FIG. 1.

**1 Claim, 7 Drawing Sheets**






Fig. 1




Fig. 2

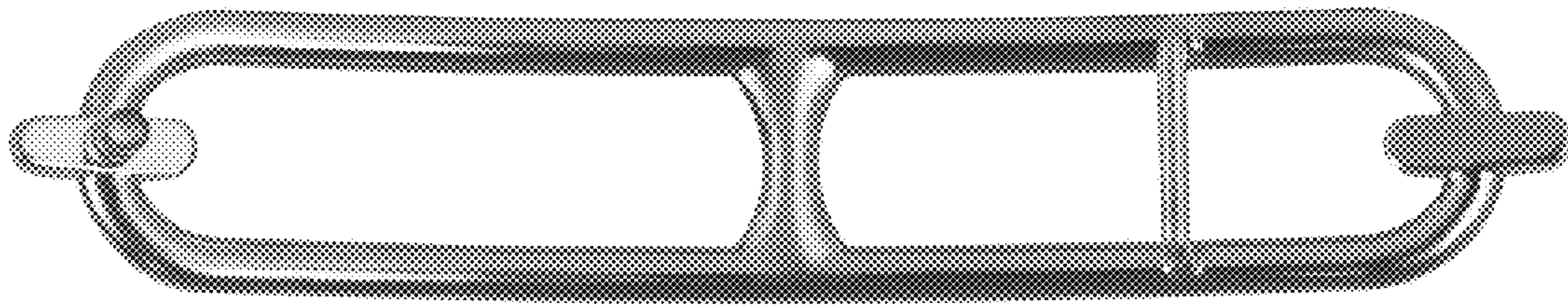


Fig. 3




Fig. 4




Fig. 5




Fig. 6



Fig. 7