



US00D795127S

(12) **United States Design Patent** (10) **Patent No.:** **US D795,127 S**
Kuschel (45) **Date of Patent:** **** Aug. 22, 2017**

(54) **STRAP MARKER**

(71) Applicant: **Mark Edward Kuschel**, Royal Oak, MI (US)

(72) Inventor: **Mark Edward Kuschel**, Royal Oak, MI (US)

(**) Term: **15 Years**

(21) Appl. No.: **29/562,984**

(22) Filed: **Apr. 30, 2016**

(51) **LOC (10) Cl.** **11-03**

(52) **U.S. Cl.**
USPC **D11/95**

(58) **Field of Classification Search**
USPC D11/3, 6, 7, 12, 13, 14, 40, 43, 44, 48, D11/49, 77, 95-100, 116, 131-133, 140, D11/142, 157, 164, 184, 200, 201, 208, D11/210-215, 218, 219, 222, 226, 228, D11/229, 238; D2/731, 737, 853, 859, D2/999

CPC A44B 1/00; A44B 1/002; A44B 1/005; A44B 1/02; A44B 5/00; A44B 5/002; A44B 5/005; A44B 5/02; A44B 5/2009; A44B 5/0007; A44B 5/003; A44B 5/0038; A44B 5/0084; A44B 5/0092; A44C 1/00; A44C 3/00; A44C 3/001; A44C 3/002; A44C 3/004; A44C 3/005; A44C 3/008; A44C 9/00; A44C 9/0053; A44C 9/0061

See application file for complete search history.

(56) **References Cited**

U.S. PATENT DOCUMENTS

| | | | | |
|-------------------|---------|--------------|-------|-----------------------|
| 244,776 A * | 7/1881 | Wales | | A41F 3/00 2/336 |
| D25,434 S * | 4/1896 | Rubin | | D11/200 |
| D42,100 S * | 1/1912 | Hughes | | D11/210 |
| 2,686,346 A * | 8/1954 | Hosey | | A44B 5/00 24/102 P |
| 3,344,543 A * | 10/1967 | Griffin | | A44B 1/28 40/1.5 |
| D233,189 S * | 10/1974 | Lakos | | D11/228 |
| D464,906 S * | 10/2002 | Dudenhoeffer | | D11/95 |
| D480,182 S * | 9/2003 | McAnally | | D11/96 |
| 2013/0334271 A1 * | 12/2013 | Alliegro | | A45F 3/04 224/576 |
| 2014/0283551 A1 * | 9/2014 | Ciprari | | A44C 15/00 63/43 |

* cited by examiner

Primary Examiner — George D Kirschbaum
Assistant Examiner — Joseph Kukella

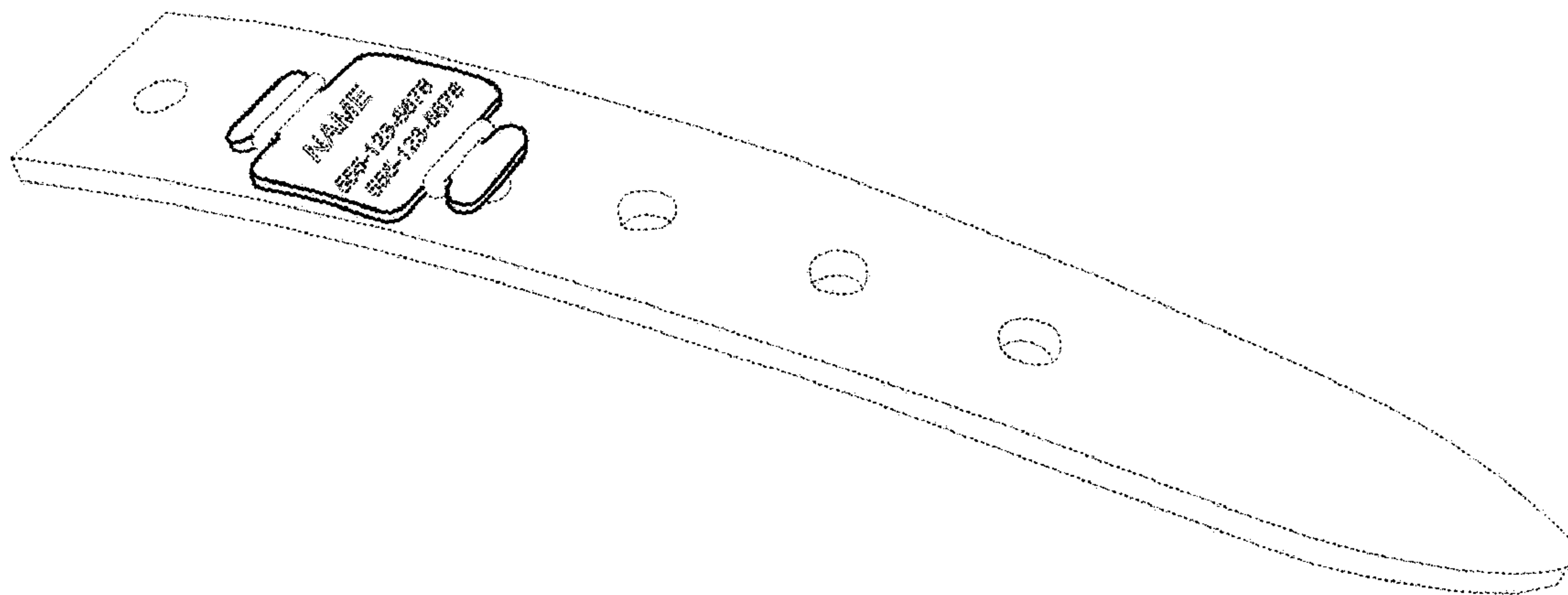
(57) **CLAIM**

I claim the ornamental design for a strap marker, as shown and described.

DESCRIPTION

FIG. 1 is a perspective view of the strap marker, shown in use, showing my new design;
FIG. 2 is a top plan view thereof;
FIG. 3 is a bottom plan view thereof;
FIG. 4 is a right-side view thereof, with the left-side view being a mirror image thereof; and,
FIG. 5 is another perspective view thereof, with the strap marker in an unattached position.
In the drawings, the broken lines depict environmental subject matter only and form no part of the claimed design.

1 Claim, 2 Drawing Sheets



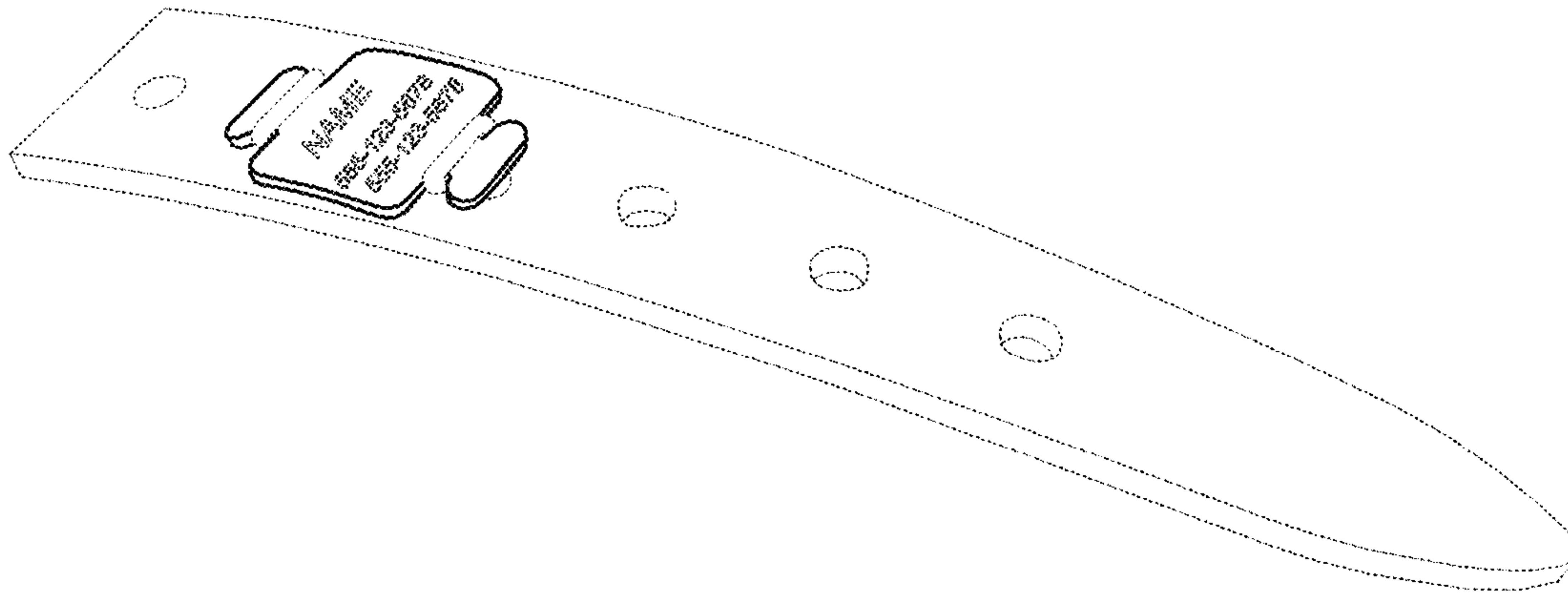


Fig. 1

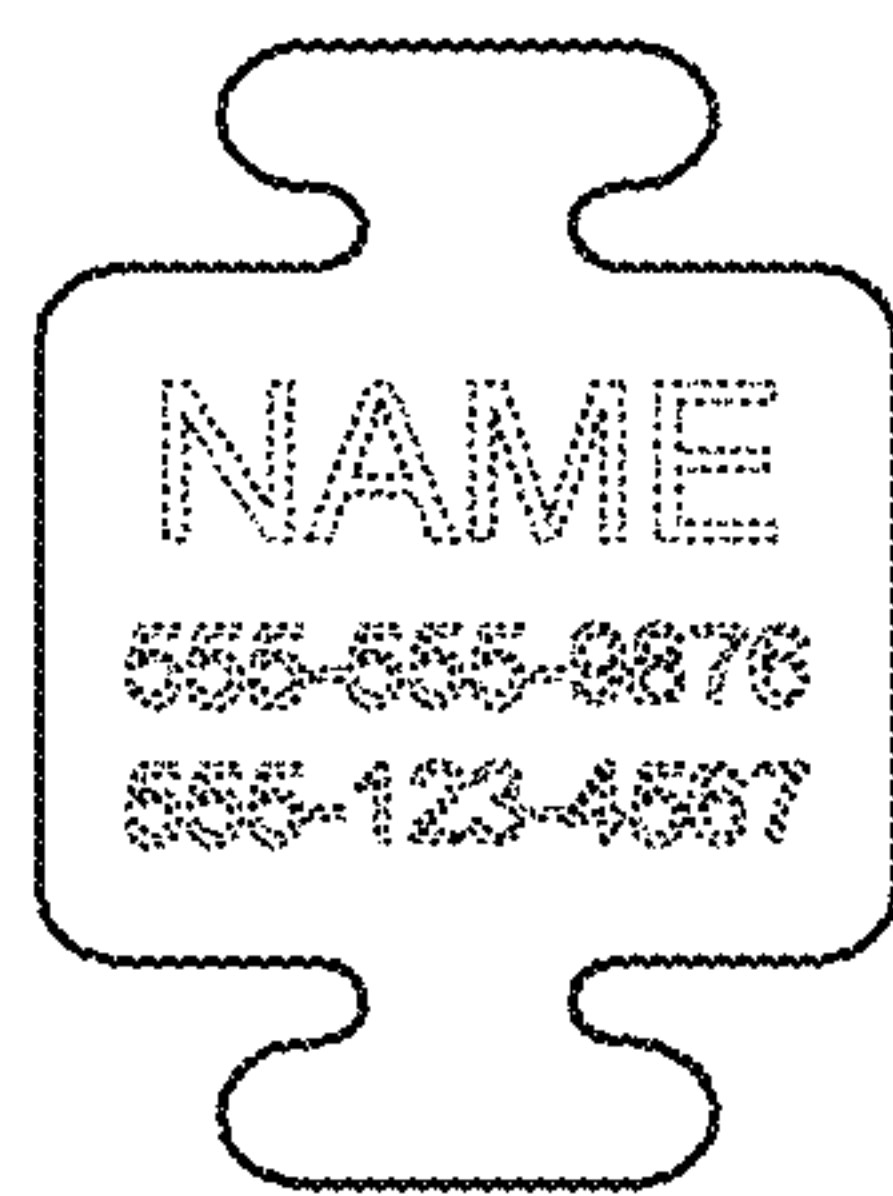


Fig. 2




Fig. 3




Fig. 4

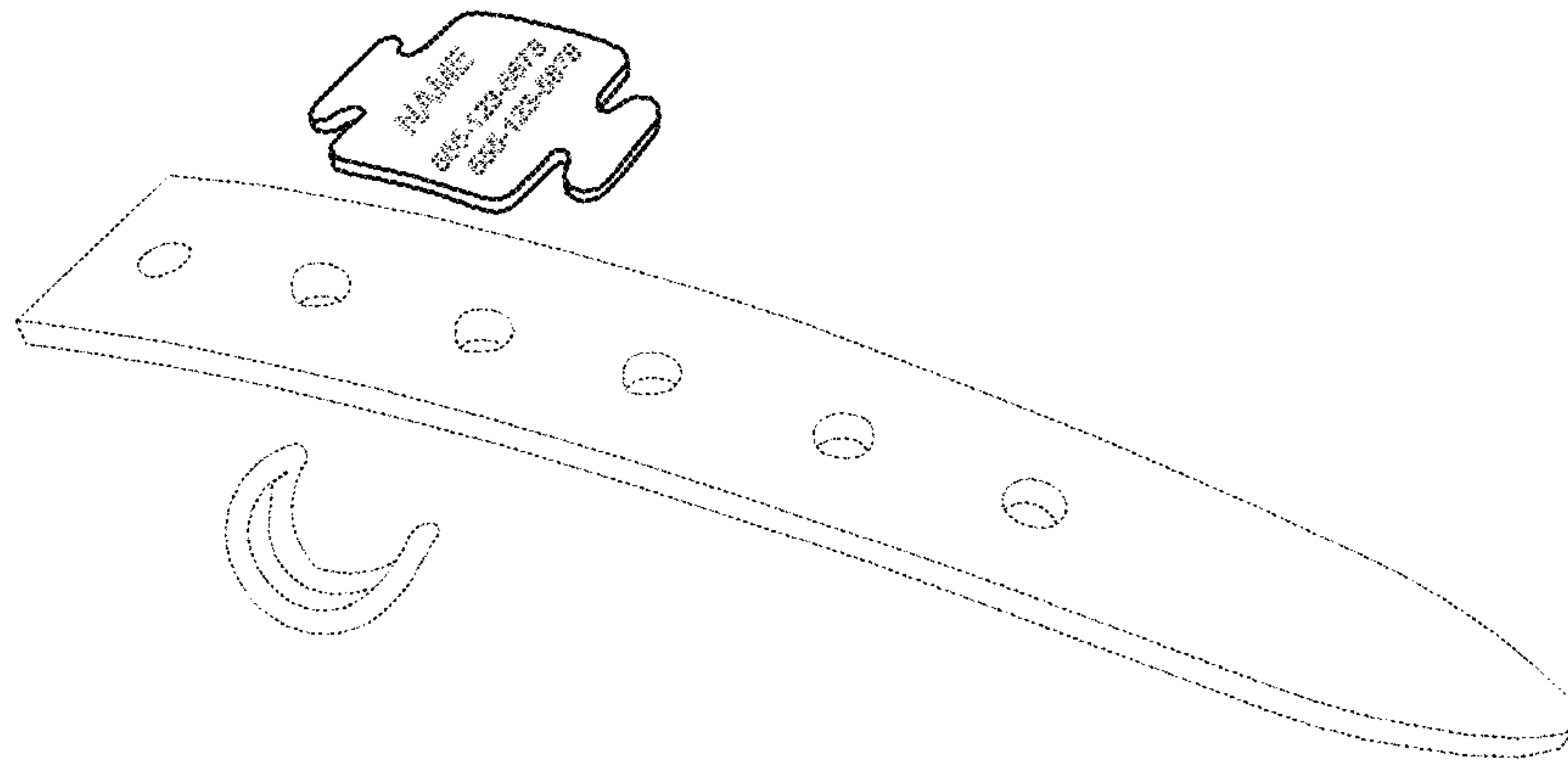


Fig. 5