



US00D795125S

(12) **United States Design Patent**  
**Slowinski**

(10) **Patent No.:** **US D795,125 S**

(45) **Date of Patent:** **\*\* Aug. 22, 2017**

(54) **PRECIOUS STONE**

(71) Applicant: **Christopher Slowinski**, Lake Success,  
NY (US)

(72) Inventor: **Christopher Slowinski**, Lake Success,  
NY (US)

(73) Assignee: **CHRISTOPHER DESIGNS, INC.**,  
New York, NY (US)

(\*\*) Term: **15 Years**

(21) Appl. No.: **29/566,538**

(22) Filed: **May 31, 2016**

(51) **LOC (10) Cl.** ..... **11-01**

(52) **U.S. Cl.**  
USPC ..... **D11/89**

(58) **Field of Classification Search**  
USPC ..... D11/1-2, 26-29, 89-92; 63/26-28, 32  
CPC ..... A44C 17/00  
See application file for complete search history.

(56) **References Cited**

**U.S. PATENT DOCUMENTS**

D463,315 S \* 9/2002 Greeff ..... D11/90  
D607,369 S \* 1/2010 Swarovski ..... D11/90

D635,050 S \* 3/2011 Fakier ..... D11/90  
D665,698 S \* 8/2012 Mistry ..... D11/90  
D742,782 S \* 11/2015 Slowinski ..... D11/89  
D752,473 S \* 3/2016 Slowinski ..... D11/89

\* cited by examiner

*Primary Examiner* — Ralf Seifert

(74) *Attorney, Agent, or Firm* — Ostrolenk Faber LLP

(57) **CLAIM**

The ornamental design for a precious stone, as shown and described.

**DESCRIPTION**

FIG. 1 is a perspective view of the precious stone in accordance with the present invention.

FIG. 2 is a top view of FIG. 1.

FIG. 3 is a bottom view of FIG. 1.

FIG. 4 is a front view of FIG. 1, the rear view being symmetrical; and,

FIG. 5 is a side view of FIG. 1, the opposing side being symmetrical.

**1 Claim, 1 Drawing Sheet**

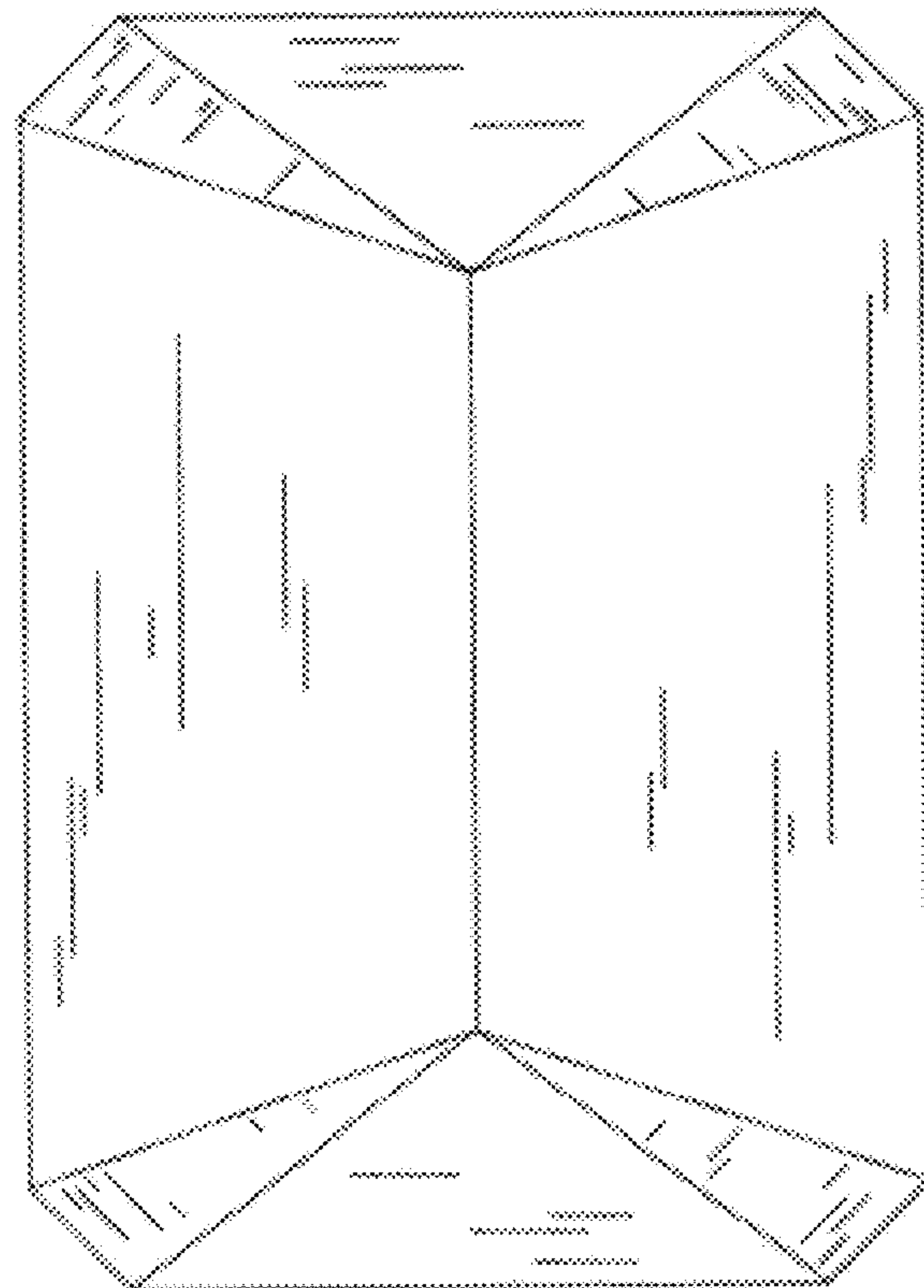



FIG. 2




FIG. 3

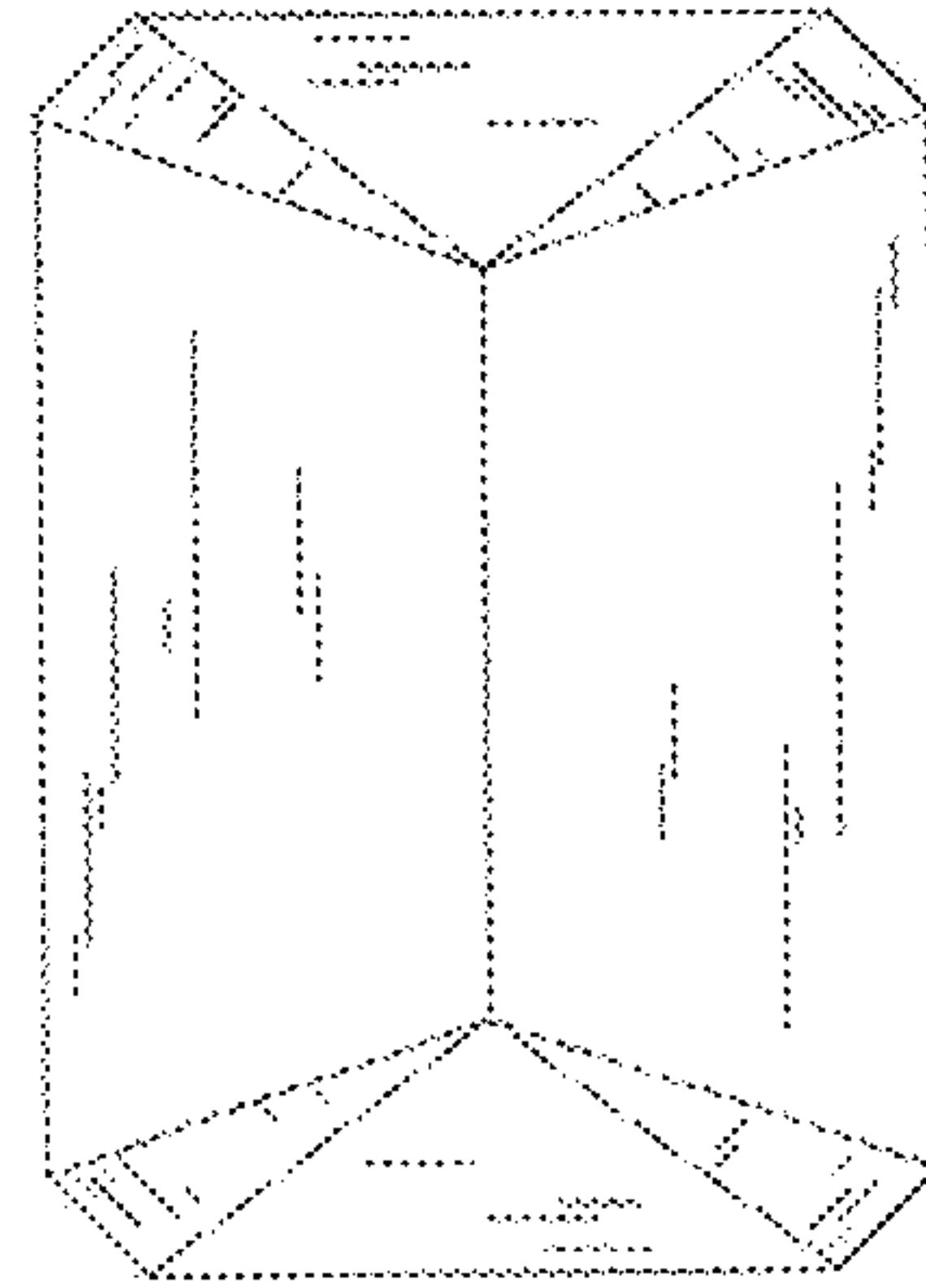


FIG. 4

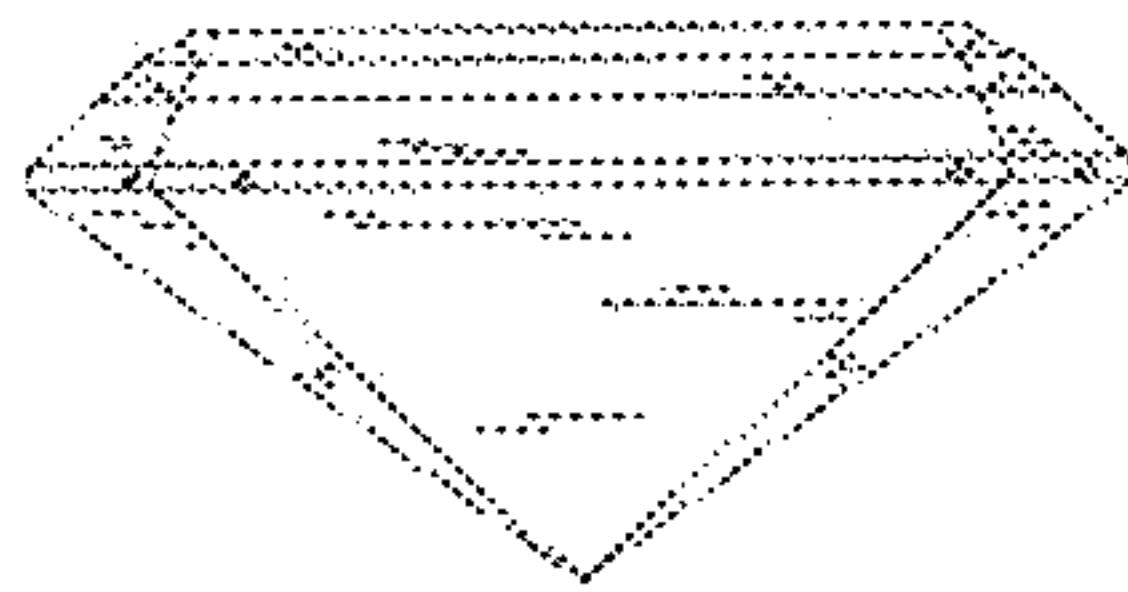


FIG. 5




FIG. 1

