



US00D795124S

(12) **United States Design Patent** (10) **Patent No.:** **US D795,124 S**
Schwaninger (45) **Date of Patent:** **** Aug. 22, 2017**

(54) **DECORATIVE ELEMENT FOR JEWELRY**
(71) Applicant: **VAN CLEEF & ARPELS SA,**
Villars-sur-Glâne (CH)
(72) Inventor: **Kia Schwaninger,** Brooklyn, NY (US)
(73) Assignee: **Van Cleef & Arpels SA,**
Villars-sur-Glâne (CH)

D150,733 S * 8/1948 Schreiner D11/43
D151,712 S * 11/1948 Philippe D11/16
D154,980 S * 8/1949 Bender D11/22
D158,790 S * 5/1950 Philippe D11/45
D161,303 S * 12/1950 Bender D11/22
D254,362 S * 3/1980 Minassian D11/14
D279,879 S * 7/1985 Moon D11/43
D352,476 S * 11/1994 Lefevre D11/25
D397,953 S * 9/1998 Tong D11/6
2016/0316864 A1 * 11/2016 Cluseau A44C 5/107

(**) Term: **15 Years**

(21) Appl. No.: **29/559,241**

(22) Filed: **Mar. 25, 2016**

(30) **Foreign Application Priority Data**

Sep. 28, 2015 (WO) DM/087744
(51) **LOC (10) Cl.** **11-01**
(52) **U.S. Cl.**
USPC **D11/86**
(58) **Field of Classification Search**
USPC D11/1-39, 40, 43, 45, 75, 86;
D28/39-43
CPC .. A44C 5/00; A44C 5/10; A44C 5/022; A44C
5/025; A44C 5/145; A44C 5/0007; A44C
5/0061; A44C 5/0076; A44C 5/0084;
A44C 5/0092; A44C 5/2071; A44C
5/2085; A44C 9/0038; A44C 9/0053;
A44C 17/02; A44C 5/0069; A44C 5/142;
A44C 15/005; A44C 15/0005; A44C
17/001; A44C 17/003; A44C 17/005
See application file for complete search history.

(56) **References Cited**

U.S. PATENT DOCUMENTS

D32,439 S * 4/1900 Gay D11/12
D78,900 S * 7/1929 Saccoccia D11/17
1,891,056 A * 12/1932 Schoeninger A44C 5/102
59/80

OTHER PUBLICATIONS

Bouton d'or earrings (available online) Retrieved from the internet
Dec. 8, 2016, retrieved from the internet URL: <http://www.vancleefarpels.com/us/en/collections/jewelry/bouton-dor/vcaro77200-bouton-dor-earrings.html>.*

* cited by examiner

Primary Examiner — Garth Rademaker
Assistant Examiner — Richard Kearney
(74) *Attorney, Agent, or Firm* — Taft Stettinius &
Hollister LLP


(57) **CLAIM**

The ornamental design for a decorative element for jewelry,
as shown and described.

DESCRIPTION

FIG. 1 is a front elevational view of a decorative element for
jewelry showing my new design;
FIG. 2 is a back elevational view thereof;
FIG. 3 is a top plan view thereof;
FIG. 4 is a bottom plan view thereof;
FIG. 5 is a left side elevational view thereof;
FIG. 6 is a right side elevational view thereof; and,
FIG. 7 is a right, front perspective view thereof.
The broken lines shown in the drawings illustrate portions of
the decorative element for jewelry that form no part of the
claimed design.

1 Claim, 2 Drawing Sheets






Fig. 1

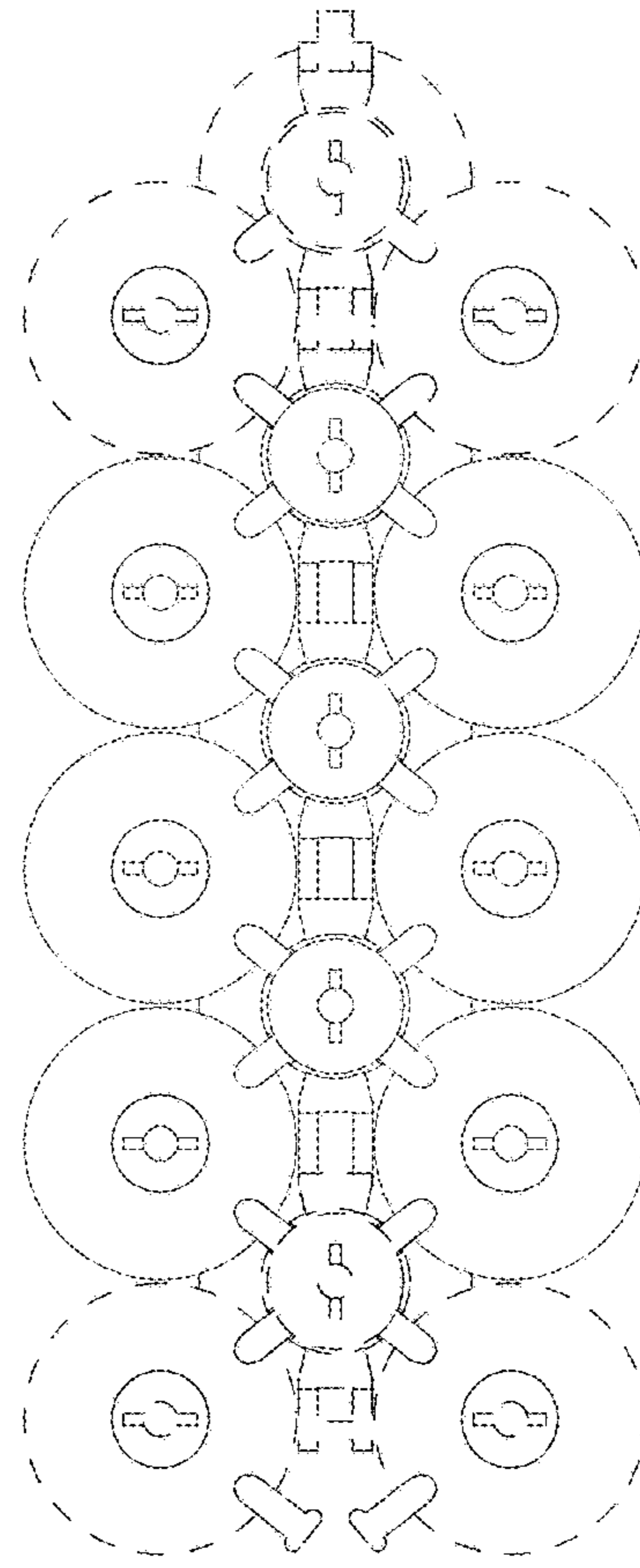


Fig. 2

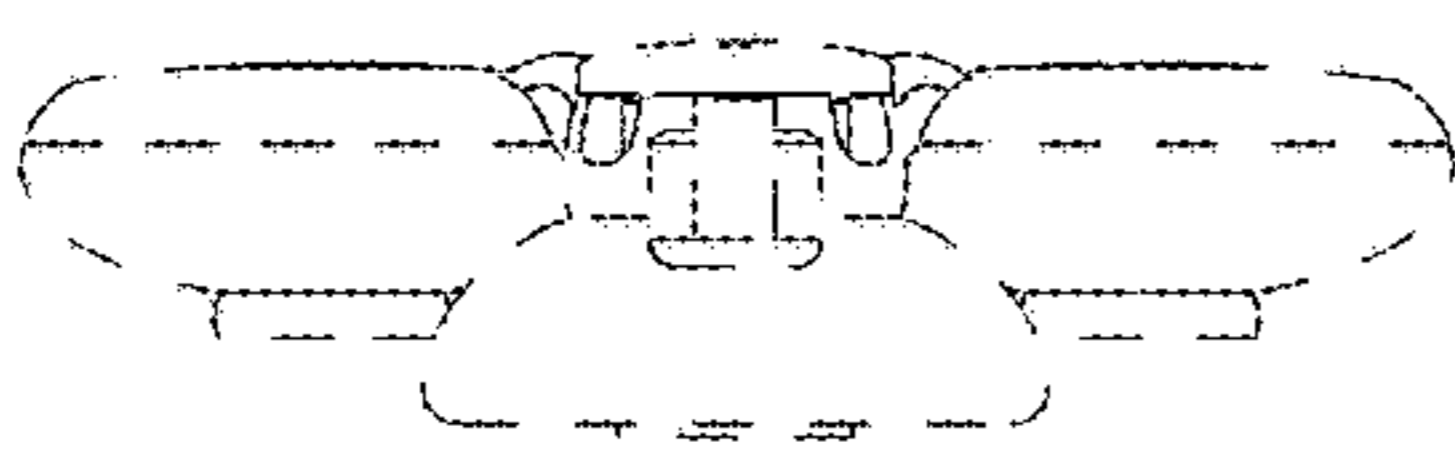


Fig. 3

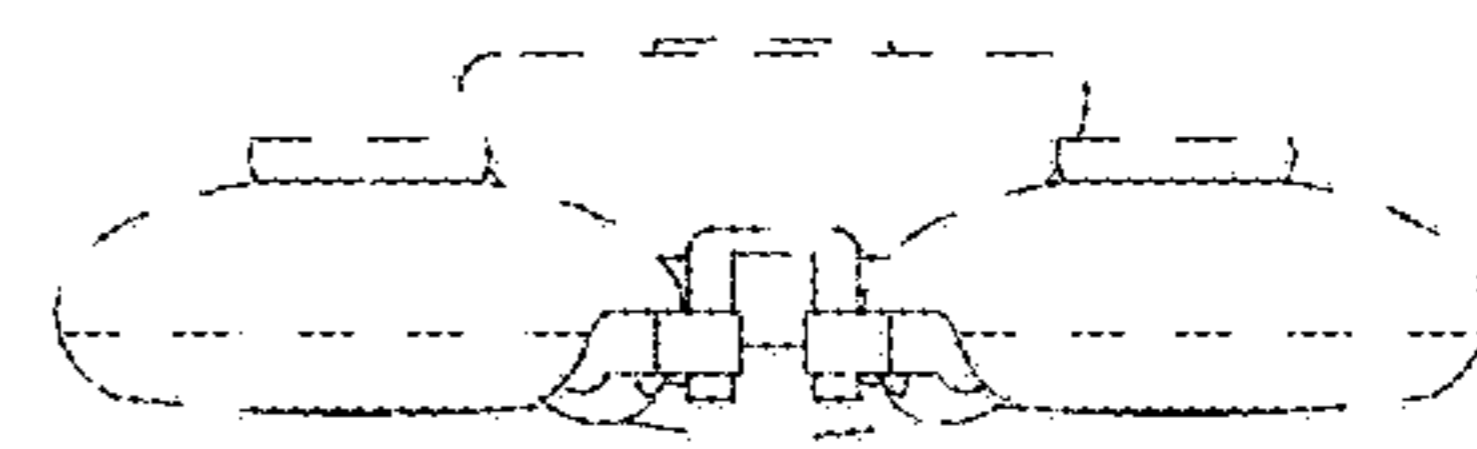


Fig. 4

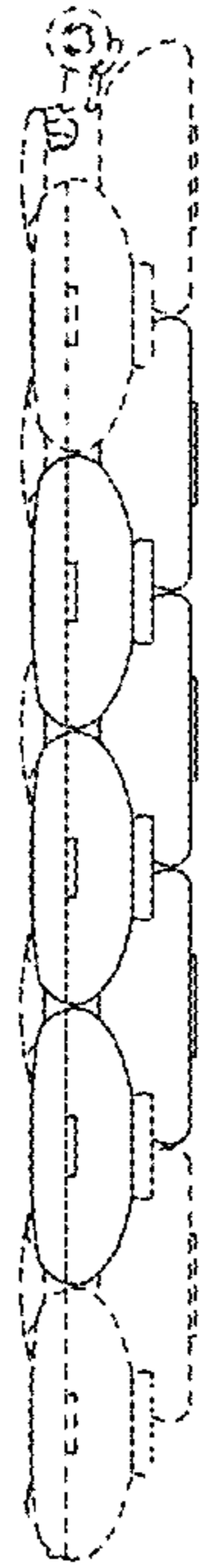


Fig. 5



Fig. 6




Fig. 7