



US00D795119S

(12) **United States Design Patent**
Kamilindi

(10) **Patent No.:** **US D795,119 S**

(45) **Date of Patent:** **** Aug. 22, 2017**

(54) **DIAL**

(71) Applicant: **HARRY WINSTON SA,**
Plan-les-Ouates (CH)

(72) Inventor: **Steve Kamilindi,** Genève (CH)

(73) Assignee: **HARRY WINSTON SA,**
Plan-les-Ouates (CH)

(**) Term: **15 Years**

(21) Appl. No.: **29/574,869**

(22) Filed: **Aug. 19, 2016**

(30) **Foreign Application Priority Data**

Feb. 19, 2016 (WO) DM/089 418

(51) **LOC (10) Cl.** **10-07**

(52) **U.S. Cl.**
USPC **D10/126**

(58) **Field of Classification Search**

USPC D10/1-39, 122-132

CPC G04B 17/00; G04B 17/02; G04B 17/005;

G04B 17/285; G04B 37/00; G04B

37/0058; G04B 45/00; G04B 45/02;

G04B 45/038; G04B 45/0069; G04B

45/0076; G04B 29/00

See application file for complete search history.

(56) **References Cited**

U.S. PATENT DOCUMENTS

D560,515 S * 1/2008 Finazzi D10/39

D629,322 S * 12/2010 Behling D10/124

D641,264 S * 7/2011 Garcia D10/39
D736,653 S * 8/2015 Mille D10/39
D757,568 S * 5/2016 Emmenegger D10/126
D768,019 S * 10/2016 Lasserre D10/126
D768,021 S * 10/2016 Kamilindi D10/126
D778,177 S * 2/2017 Blootacker D10/30

OTHER PUBLICATIONS

Amazon.com, ESS Mens Automatic Mechanical Brown Leather White Dial Luxury Men's Man Wrist Watch WM354, undated online product page, retrieved Jun. 6, 2017 from <URL:https://www.amazon.com/ESS-Automatic-Mechanical-Leather-WM354/dp/B00KDCIR2I>.*

* cited by examiner

Primary Examiner — Sheryl Lane

Assistant Examiner — Calvin E Vansant

(74) *Attorney, Agent, or Firm* — Donald J. Ranft; Collen IP

(57) **CLAIM**

The ornamental design for a dial, as shown.

DESCRIPTION

FIG. 1 is a front perspective view of a dial showing my new design;

FIG. 2 is a front view thereof;

FIG. 3 is a rear view thereof;

FIG. 4 is a left side view thereof;


FIG. 5 is a right side view thereof;

FIG. 6 is a top view thereof;

FIG. 7 is a bottom view thereof; and,

FIG. 8 is a rear perspective view thereof.

1 Claim, 5 Drawing Sheets






FIG. 1




FIG. 2

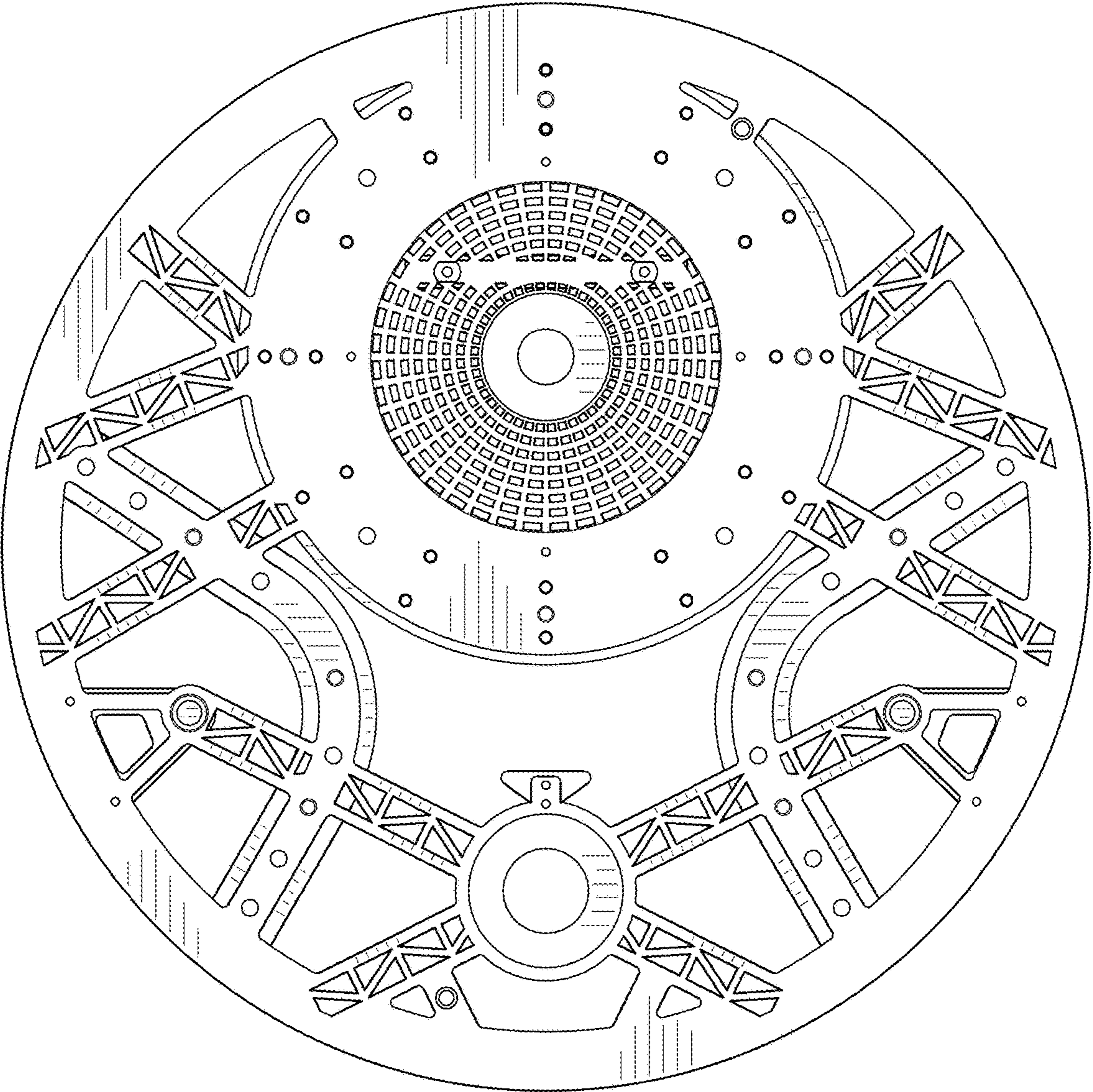


FIG. 3

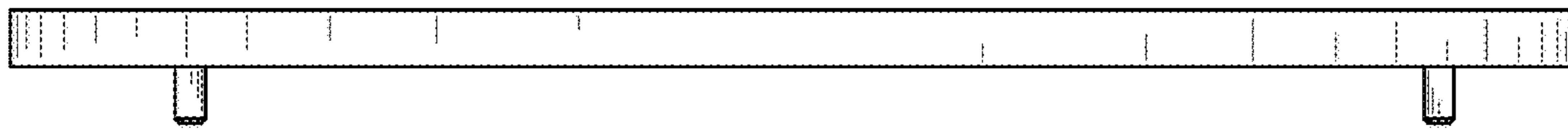


FIG. 4



FIG. 5



FIG. 6



FIG. 7

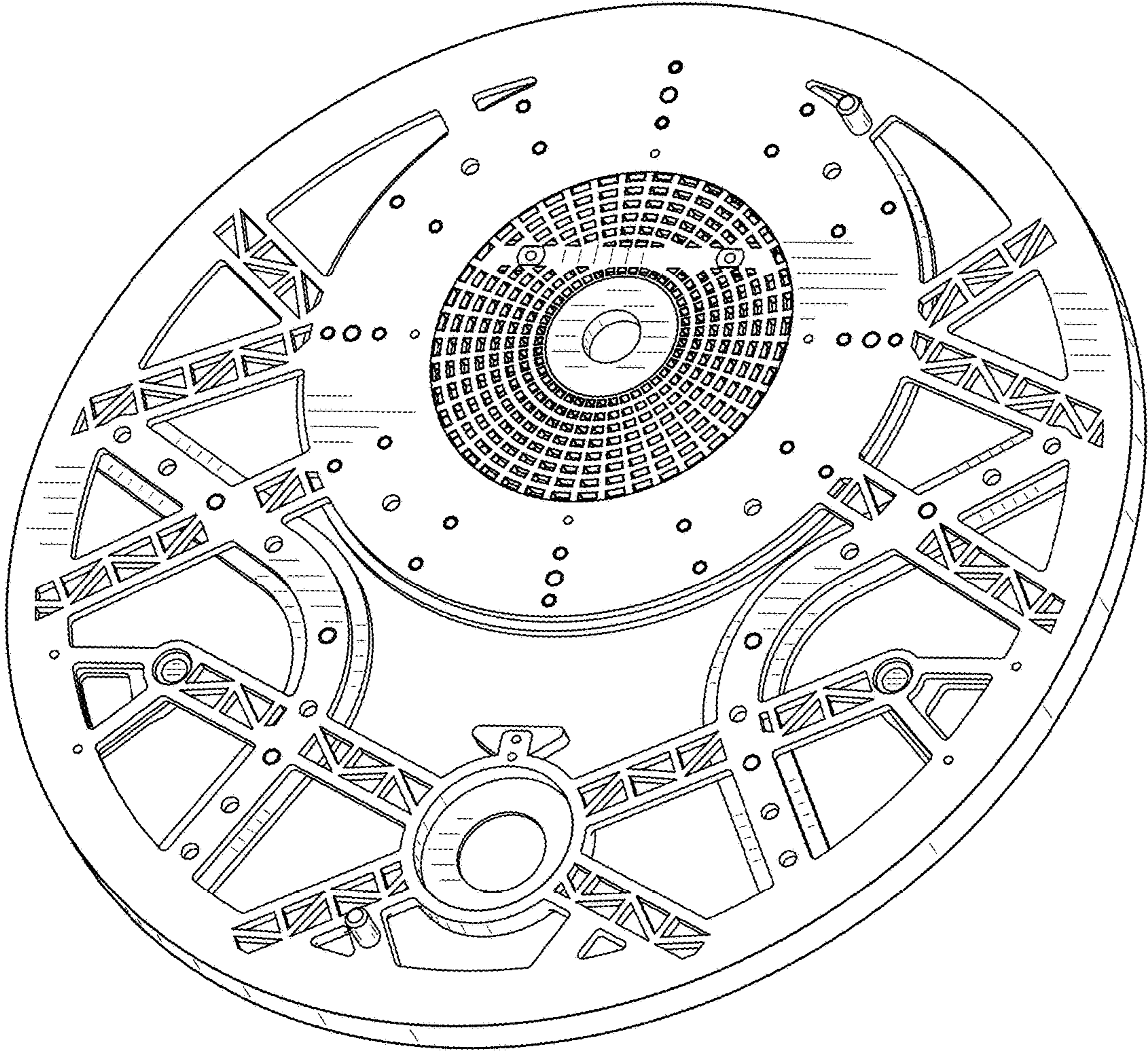


FIG. 8