

US00D795118S

(12) **United States Design Patent**
Monachon

(10) **Patent No.:** **US D795,118 S**

(45) **Date of Patent:** **** Aug. 22, 2017**

- (54) **WATCH DIAL**
- (71) Applicant: **OMEGA LTD.**, Biel/Bienne (CH)
- (72) Inventor: **Jean-Claude Monachon**, Bevaix (CH)
- (73) Assignee: **OMEGA LTD.**, Biel/Bienne (CH)
- (**) Term: **15 Years**
- (21) Appl. No.: **29/572,764**
- (22) Filed: **Jul. 29, 2016**
- (30) **Foreign Application Priority Data**

Jan. 29, 2016 (WO) DM/089 201

- (51) **LOC (10) Cl.** **10-07**
- (52) **U.S. Cl.**
USPC **D10/126**
- (58) **Field of Classification Search**
USPC D10/1-39, 122-132
CPC G04B 17/00; G04B 17/02; G04B 17/005;
G04B 17/285; G04B 37/00; G04B 37/00;
G04B 37/0058; G04B 45/00; G04B
45/02; G04B 45/038; G04B 45/0069;
G04B 45/0076; G04B 29/00; G04B
19/268

See application file for complete search history.

(56) **References Cited**

U.S. PATENT DOCUMENTS

- 557,173 A * 3/1896 Thompson G04B 19/223
368/27
- 1,126,214 A * 1/1915 Herschede G04B 19/268
368/18
- 1,581,910 A * 4/1926 Fabian G04B 19/20
368/27
- 2,128,970 A * 9/1938 Smyser G04B 19/223
368/15
- 2,615,298 A * 10/1952 Ruggero G04B 19/223
368/27

- 3,721,083 A * 3/1973 Jauch G04B 19/268
368/18
- 3,798,892 A * 3/1974 Lukens G04B 19/34
368/234
- D244,672 S * 6/1977 Molyneux D10/126
- 4,684,260 A * 8/1987 Jackle G04B 19/268
368/16
- 5,054,008 A * 10/1991 Darling G04B 19/223
368/21
- 7,649,811 B2 * 1/2010 Courvoisier G04B 19/268
368/18
- D659,044 S * 5/2012 Kauffmann D10/126
- D677,187 S * 3/2013 Ruffieux D10/126
- D685,280 S * 7/2013 Muller D10/126
- 9,268,309 B2 * 2/2016 Karsch G04B 19/268
- 9,625,879 B2 * 4/2017 Wang G04B 19/268
- 2004/0156269 A1 * 8/2004 Plange G04B 19/268
368/17

(Continued)

FOREIGN PATENT DOCUMENTS

- JP 2004239912 A * 8/2004 G04B 19/268

Primary Examiner — Sheryl Lane

Assistant Examiner — Calvin E Vansant

(74) *Attorney, Agent, or Firm* — Donald J. Ranft; Collen JP

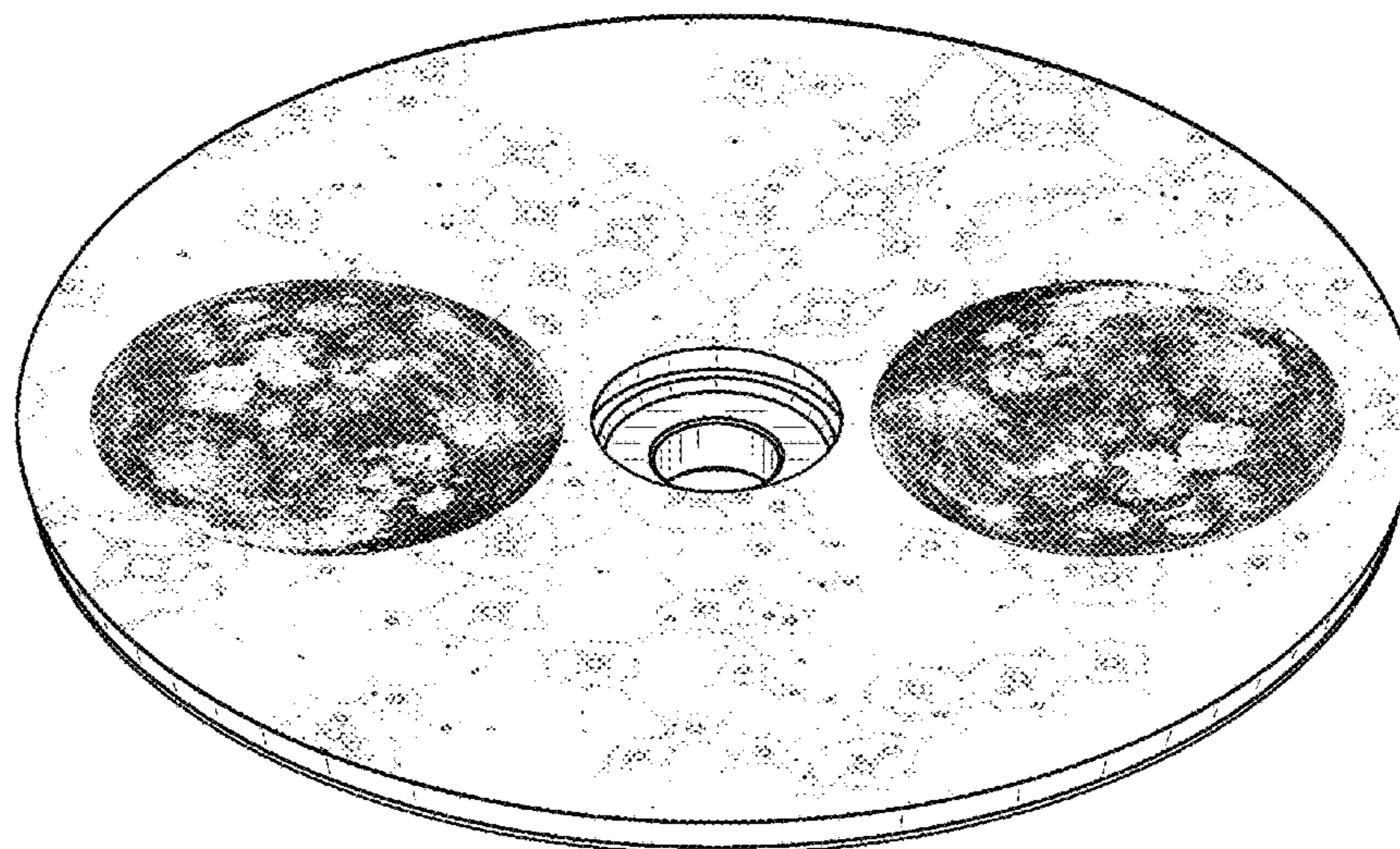
(57) **CLAIM**

The ornamental design for a watch dial, as shown.

DESCRIPTION

FIG. 1 is a front right perspective view of a watch dial showing my new design;
 FIG. 2 is a front view thereof;
 FIG. 3 is a rear view thereof;
 FIG. 4 is a left side view thereof;
 FIG. 5 is a right side view thereof;
 FIG. 6 is a top view thereof;
 FIG. 7 is a bottom view thereof; and,
 FIG. 8 is a rear left perspective view.

1 Claim, 5 Drawing Sheets



(56)

References Cited

U.S. PATENT DOCUMENTS

2011/0292768 A1* 12/2011 Montet G04B 19/26
368/18
2014/0356638 A1* 12/2014 Wang C23C 14/35
428/446
2016/0349705 A1* 12/2016 Goeller G04B 19/268

* cited by examiner

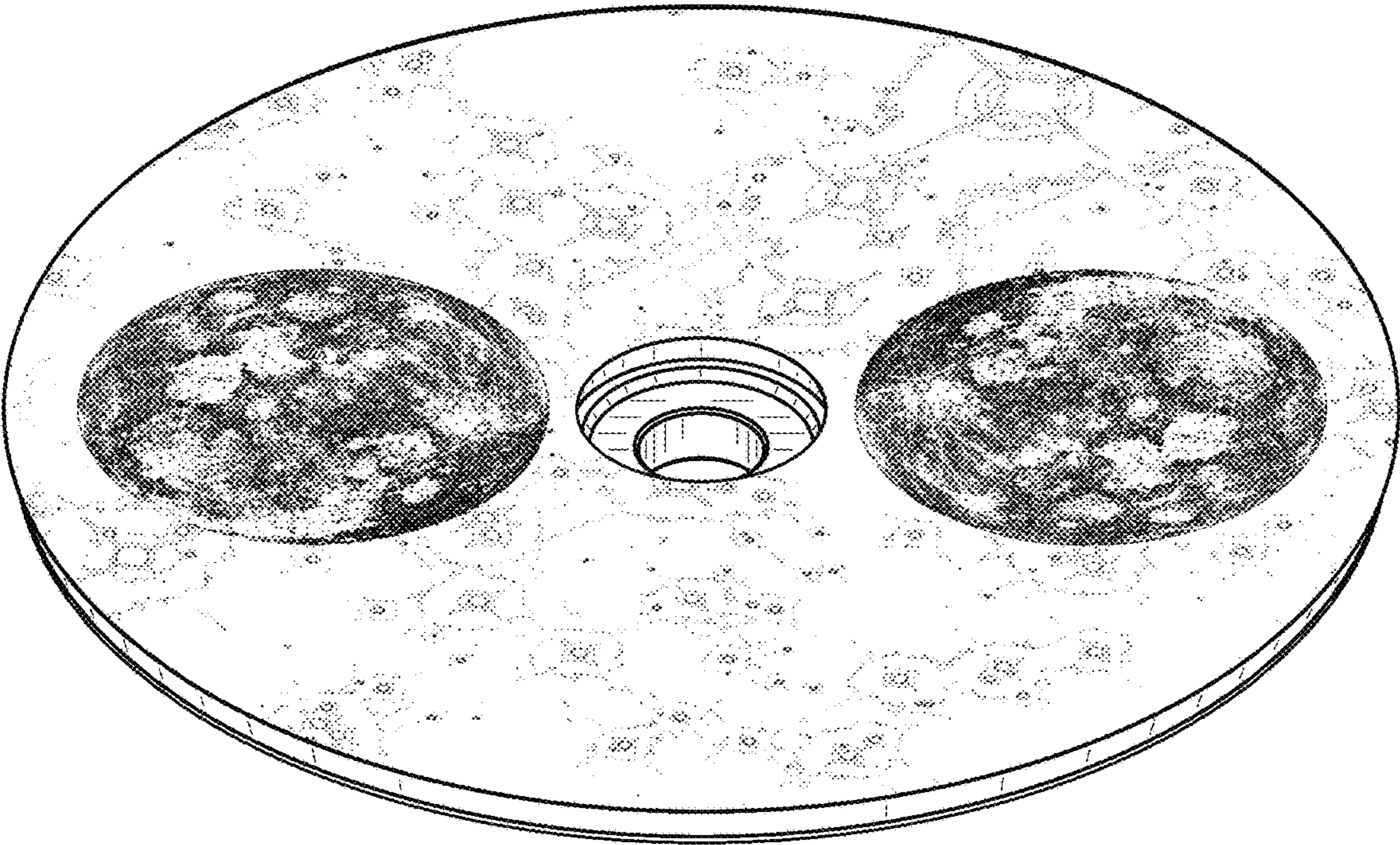


FIG. 1

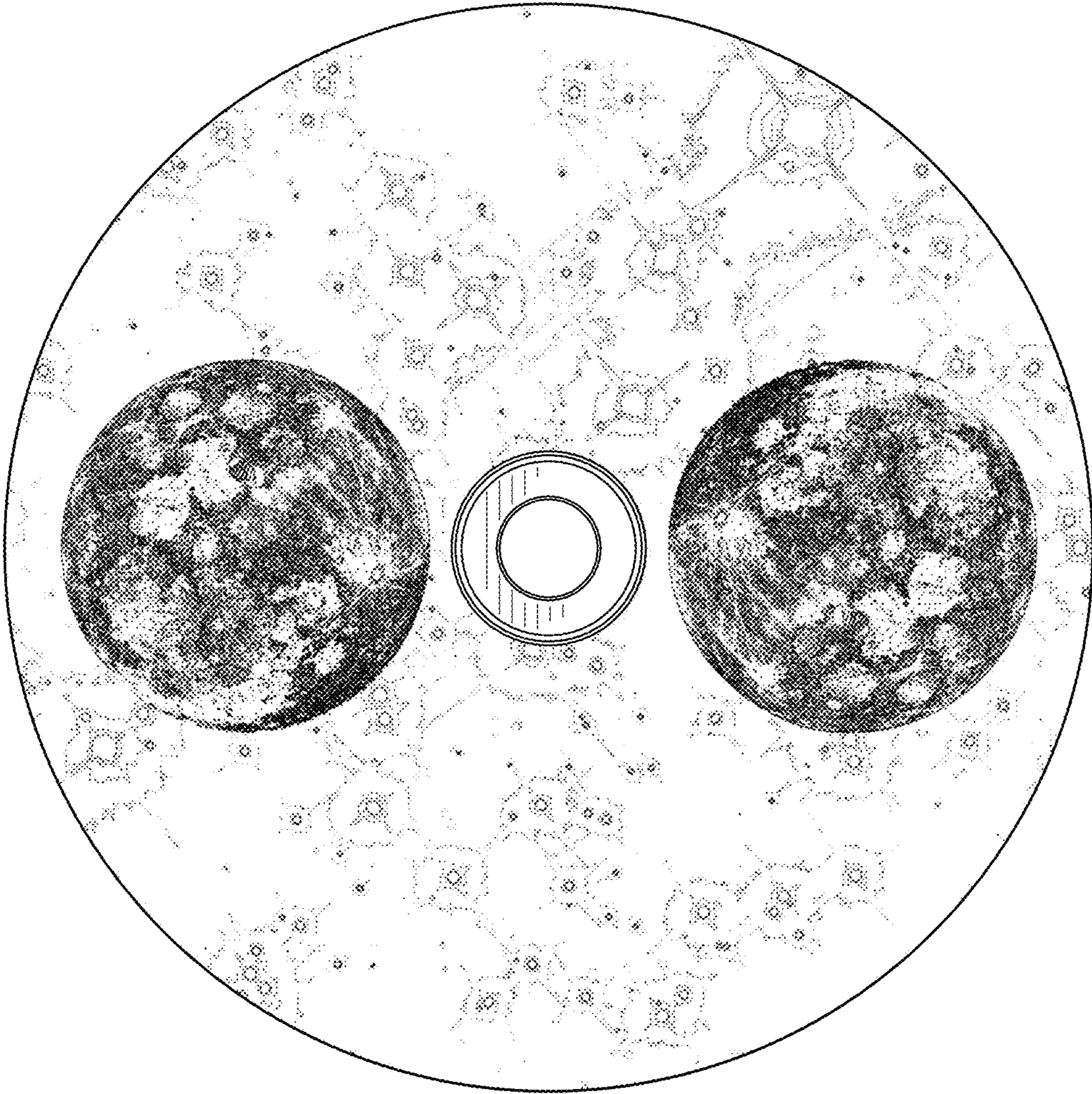


FIG. 2




FIG. 3

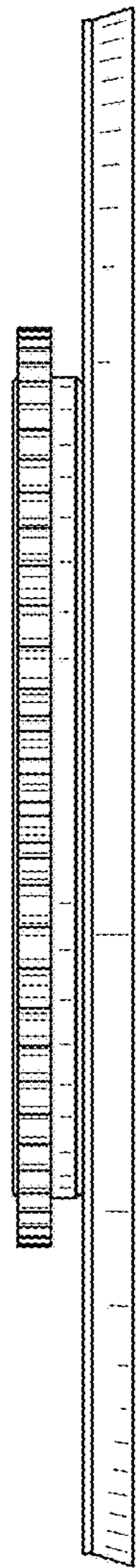


FIG. 4

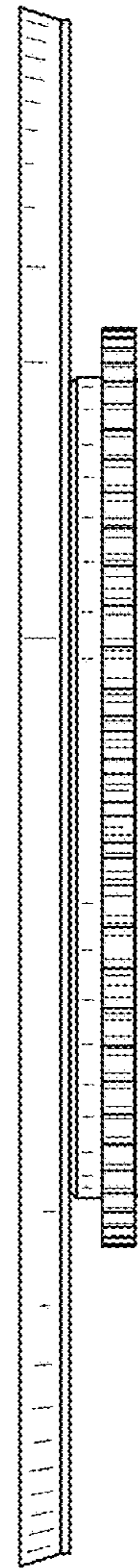


FIG. 5



FIG. 6



FIG. 7

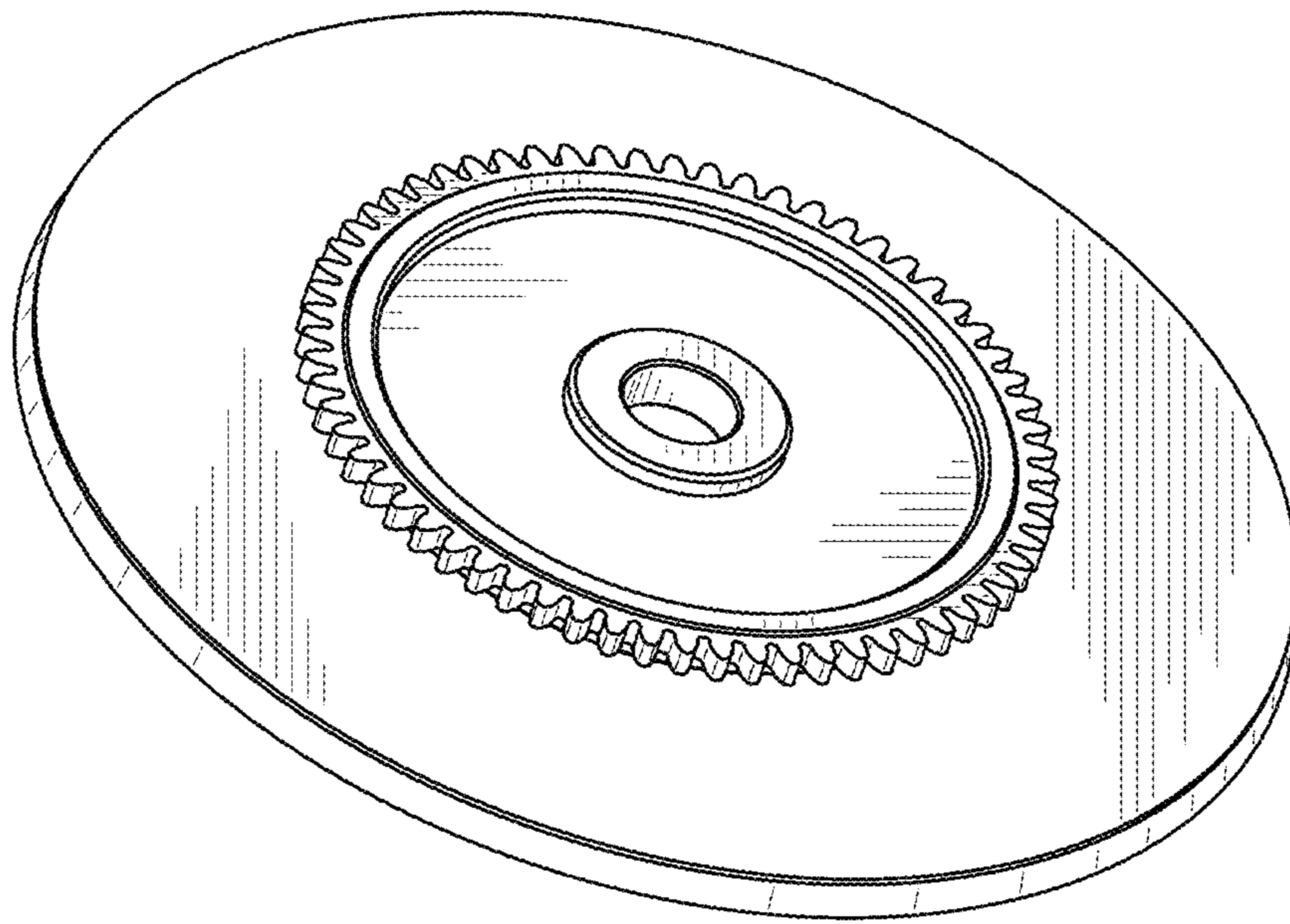


FIG. 8