



US00D795116S

(12) **United States Design Patent**  
**Kamilindi**

(10) **Patent No.:** **US D795,116 S**

(45) **Date of Patent:** **\*\* Aug. 22, 2017**

(54) **DIAL**

(71) Applicant: **HARRY WINSTON SA,**  
Plan-les-Ouates (CH)

(72) Inventor: **Steve Kamilindi,** Genève (CH)

(73) Assignee: **HARRY WINSTON SA,**  
Plan-les-Ouates (CH)

(\*\*) Term: **15 Years**

(21) Appl. No.: **29/538,707**

(22) Filed: **Sep. 7, 2015**

(30) **Foreign Application Priority Data**

Mar. 5, 2015 (WO) ..... DM/085 762

(51) **LOC (10) Cl.** ..... **10-07**

(52) **U.S. Cl.**  
USPC ..... **D10/123**

(58) **Field of Classification Search**

USPC ..... D10/1-41, 122-124, 126, 128, 131;  
D14/344, 138 R; D24/167, 186;  
D11/3-7, 40, 43

CPC ..... G04B 19/00; G04B 19/06; G04B 19/08;  
G04B 19/10; G04B 19/108; G04B 19/22;  
G04B 19/26; G04B 19/262; G04B 37/00;  
G04B 37/081; G04B 37/084; G04B  
37/05; G04B 37/10; G04B 37/1446;  
G04B 37/1466; G08B 25/016; G04G  
17/00; G04G 17/08; G04D 7/12; G04D  
7/1214

See application file for complete search history.

(56) **References Cited**

**U.S. PATENT DOCUMENTS**

227,415 A \* 5/1880 Covell et al. .... G04B 19/06  
368/232  
D48,658 S \* 2/1916 Vaipan ..... D10/10

D243,588 S \* 3/1977 Ho ..... D10/33  
D604,653 S \* 11/2009 Kume ..... D10/122  
D619,486 S \* 7/2010 Cerrato ..... D10/126  
D686,092 S \* 7/2013 Schoepfer ..... D10/39  
D687,329 S \* 8/2013 Hamel ..... D10/126  
D710,730 S \* 8/2014 Delhotal ..... D10/124  
D744,863 S \* 12/2015 Behling ..... D10/126  
D744,865 S \* 12/2015 Behling ..... D10/126  
D744,887 S \* 12/2015 Behling ..... D10/126  
D745,834 S \* 12/2015 Behling ..... D10/126  
D766,743 S \* 9/2016 Laucella ..... D10/30  
D766,744 S \* 9/2016 Laucella ..... D10/30  
D769,762 S \* 10/2016 Behling ..... D10/126  
D773,333 S \* 12/2016 Monachon ..... D10/126  
D777,047 S \* 1/2017 Blootacker ..... D10/30  
D778,177 S \* 2/2017 Blootacker ..... D10/30  
D778,196 S \* 2/2017 Kamilindi ..... D10/126  
D778,758 S \* 2/2017 Ruffieux ..... D10/126

\* cited by examiner

*Primary Examiner* — Sandra Snapp

(74) *Attorney, Agent, or Firm* — Donald J. Ranft; Collen  
IP

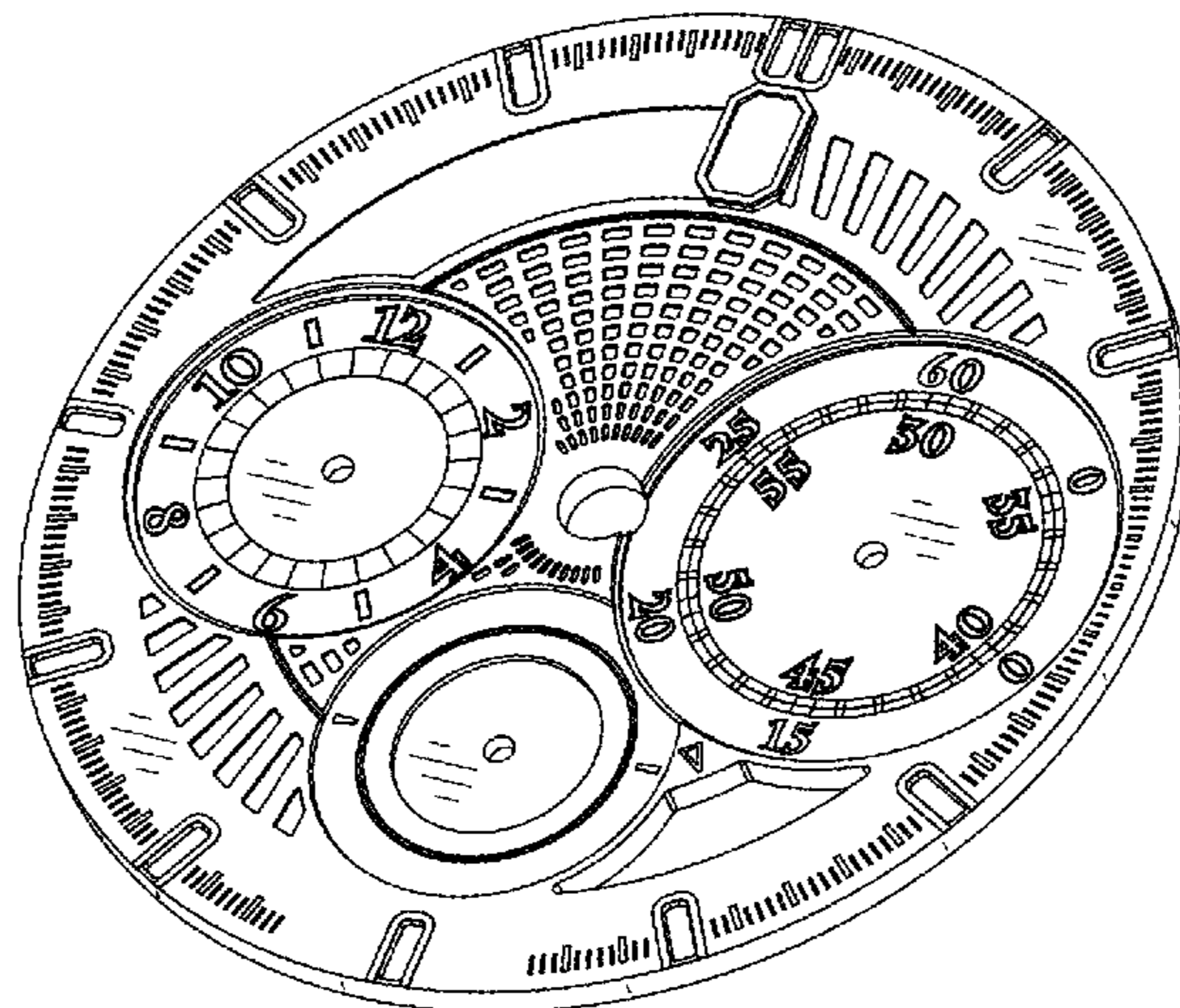
(57) **CLAIM**

The ornamental design for a dial, as shown and described.

**DESCRIPTION**

FIG. 1 is a front right perspective view of a dial showing my new design;  
FIG. 2 is a rear right perspective view thereof;  
FIG. 3 is a front view thereof;  
FIG. 4 is a rear view thereof;  
FIG. 5 is a right side view thereof;  
FIG. 6 is a left side view thereof;  
FIG. 7 is a bottom view thereof; and,  
FIG. 8 is a top view thereof.  
The portions of the dial shown in broken lines form no part of the claimed design.

**1 Claim, 3 Drawing Sheets**



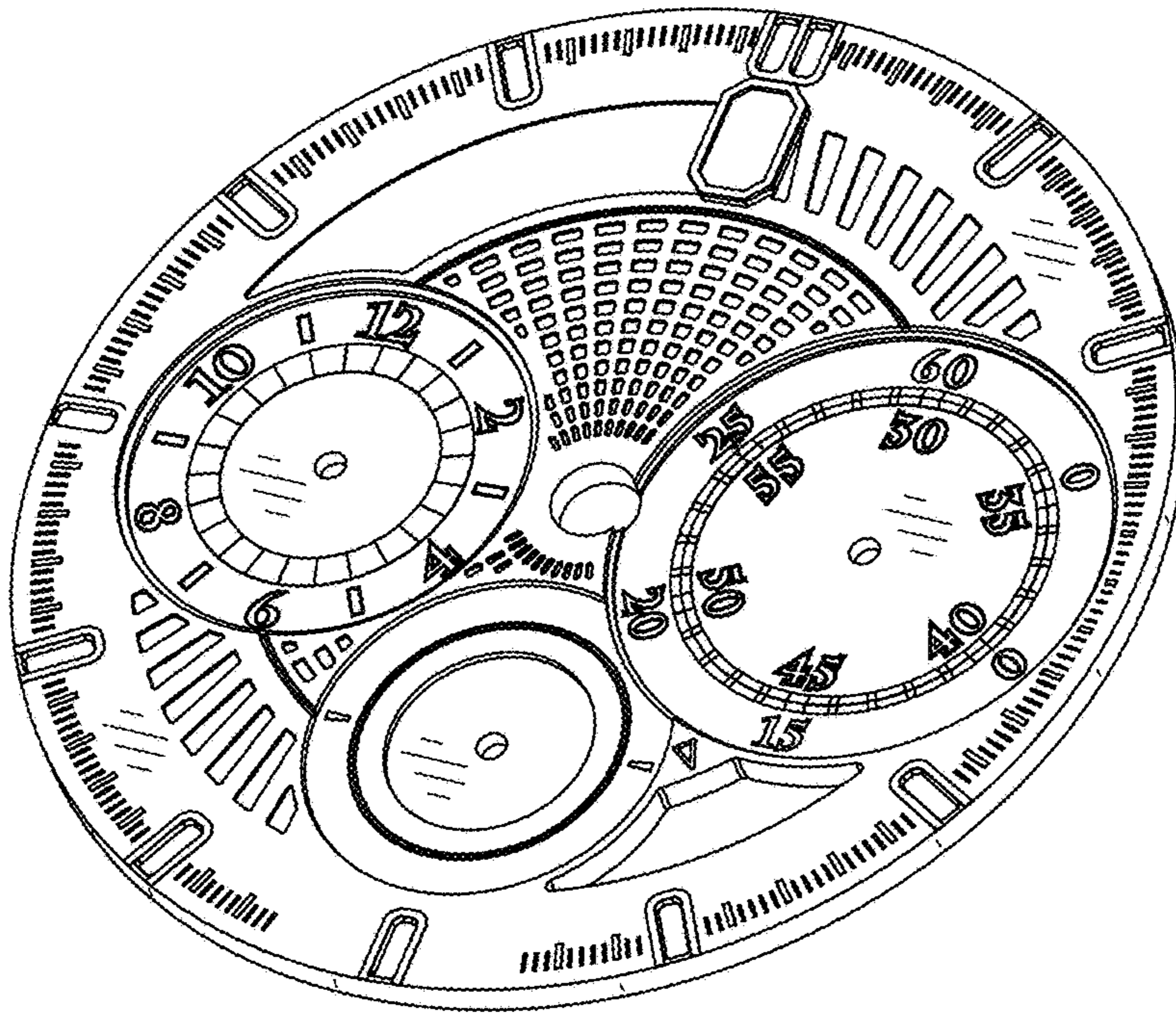


FIG. 1

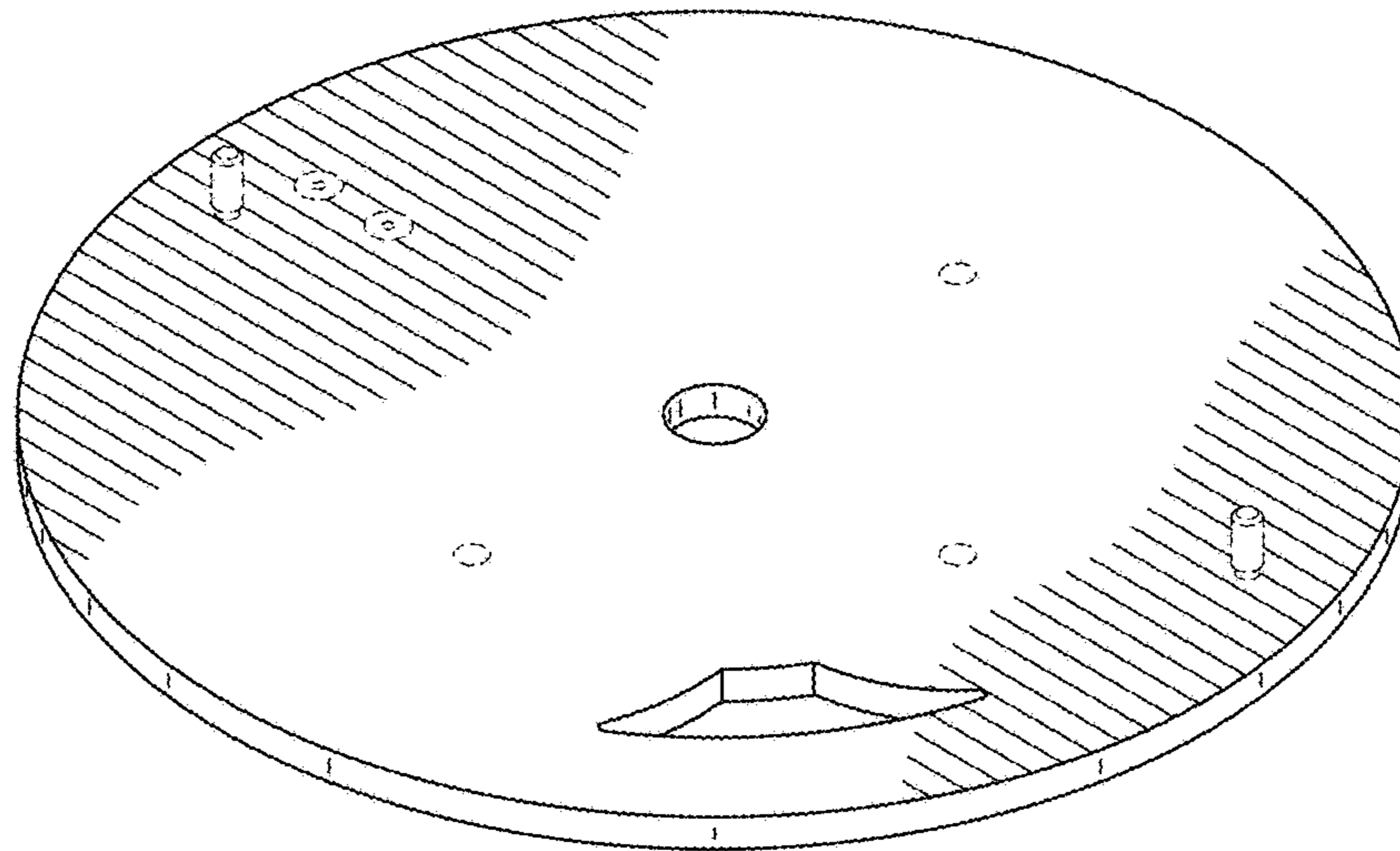


FIG. 2

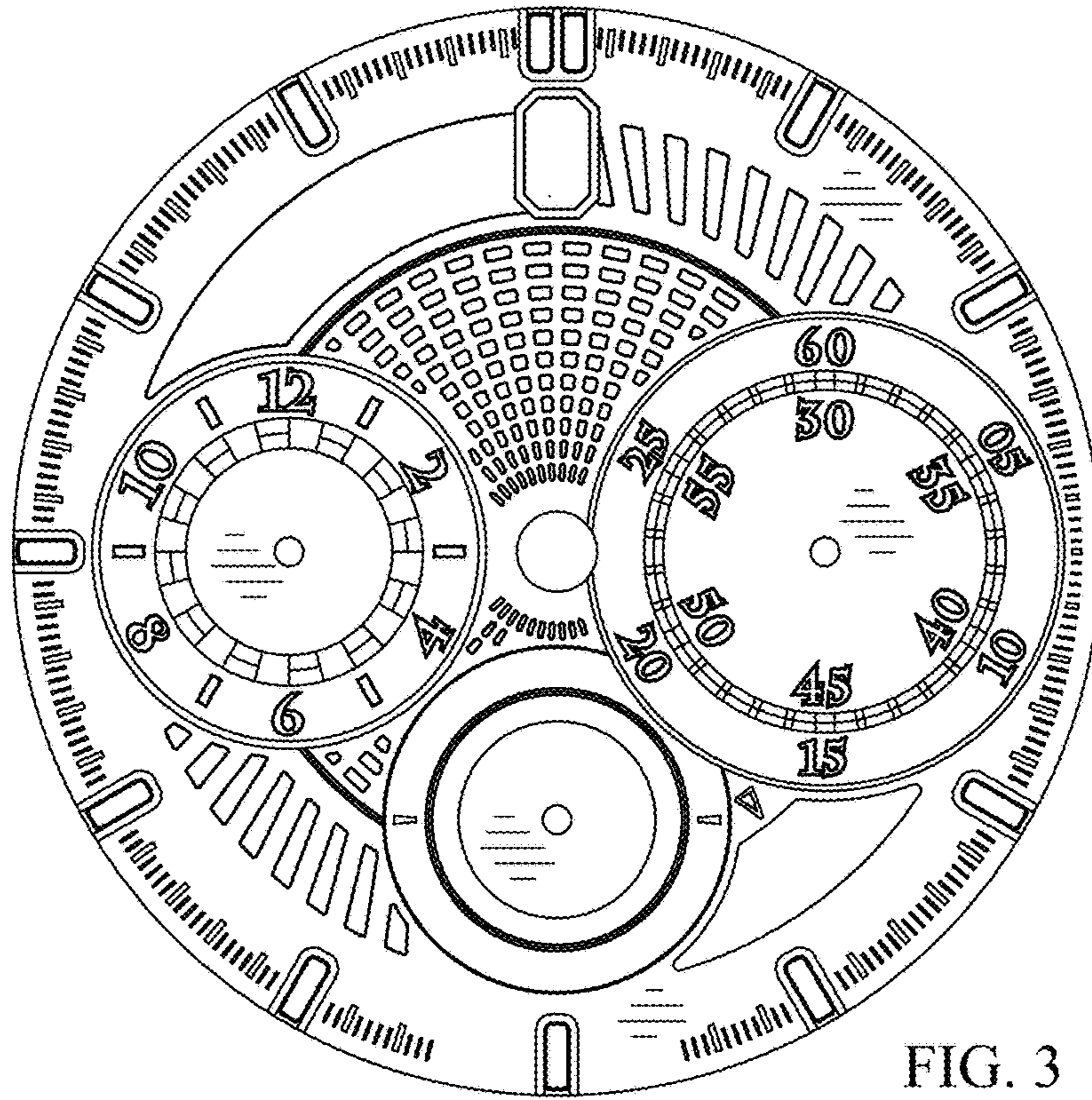


FIG. 3

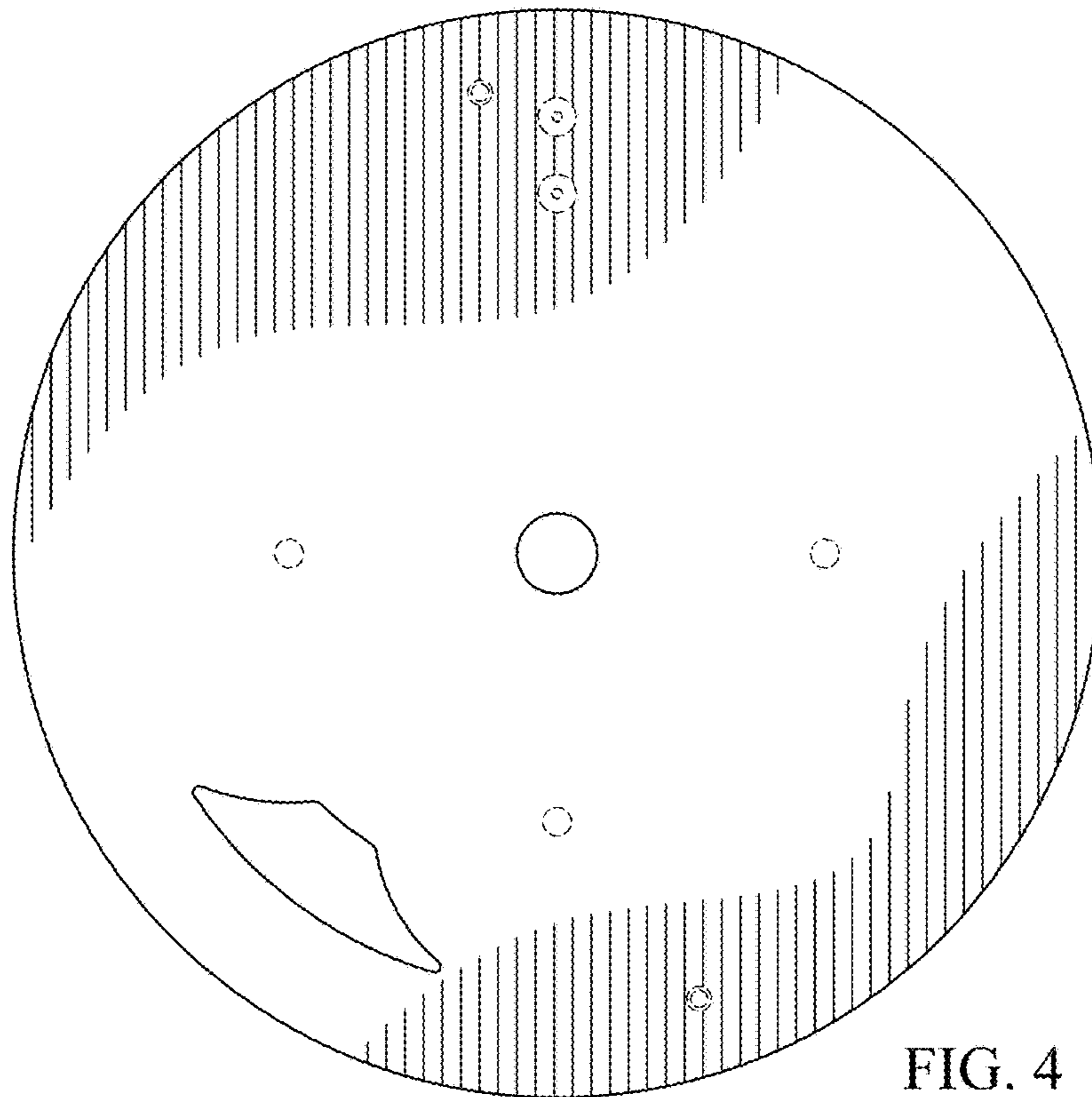


FIG. 4

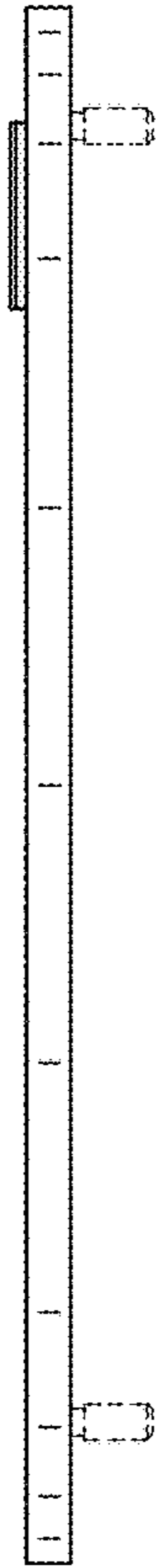


FIG. 5

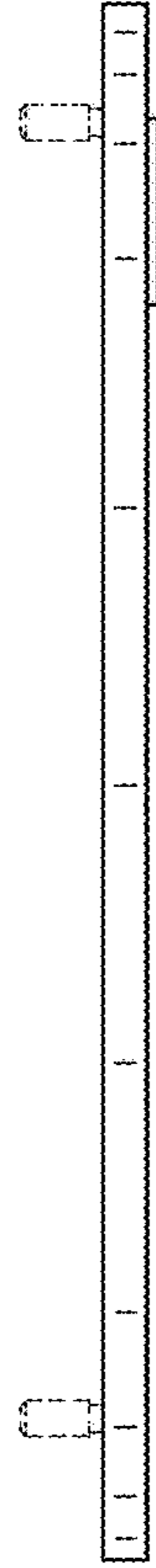


FIG. 6

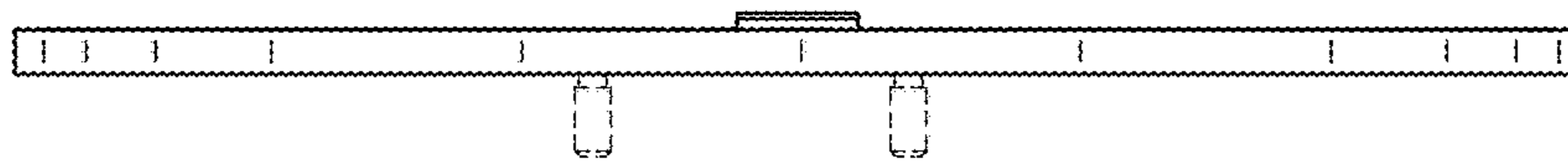


FIG. 7

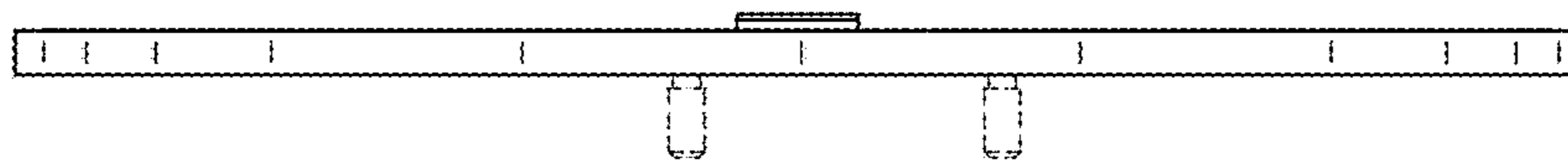


FIG. 8